

ESCALATOR BRA
TORQUE [REDACTED]
CHECK EVERY Y

	1	2	3	4	5	6	7	8	9
2006									
2007									
2008									
2009									
2010									
2011									
2012									
2013									
2014									
2015									
2016									
2017									

PUNCH WHEN CHE

Tags, Tools & Safety Equipment

Notes About This Catalog Section

Terminology, Sizing Standards, and Use

- The primary measurements shown for parts are based upon their design drawings.
- Most measurements are provided in both Imperial units (for the United States) and metric units (for Canada, Mexico, etc.). If only one form of a measurement is provided, assume Imperial units (generally inches) unless otherwise stated.
- Most Imperial measurements are rounded to the nearest tenth or hundredth of an inch and most metric measurements are rounded to the nearest millimeter.
- The term “vintage” refers to the period of time in which the original equipment was manufactured. If installation records are not available, the vintage of a component may be determined from a vintage tag affixed to the component. Shown below are two types of vintage tags used on Otis equipment over the years.

14	6161R	
Y	VINTAGE	Y 01
REV	EN	

14	R-AAA24179A
----	-------------

Table of Contents

Notes About This Catalog Section	1
Safety & PPE	4
Barricades.....	4
Chemical.....	5
Abrasive Cleaning Pads	5
Clean Walk Mat	5
Corrosion Protectant.....	5
Eye Wash.....	5
Hand and Skin Protection Cream	5
Liquid Absorbent Pads	5
Locks and Tags	6
Spray Bottle.....	6
Wiping Cloths.....	6
Environmental Protection Kits	7
Fall Protection.....	8
Top-of-Car Handrail Kits	8
Top-of-Car Toe Guards	9
Fall Protection Equipment	10
Fall Protection PPE	11
First Aid	12
Machine Sheave Guards.....	13
PPE (Personal Protective Equipment)	14
Breathing Protection	14
Eye Protection	15
Hand Protection	17
Head Protection	19
Hearing Protection	20
Miscellaneous.....	21
Safety Bag Contents (VP-754201)	22
Safety Screening: Hoistway and Counterweight.....	23

Table of Contents (continued):

Labels & Tags	24
COP Instruction Plates.....	24
Labels, General.....	28
Escalator Labels & Forms.....	33
Hall Station Inserts.....	35
Hydraulic Elevator Labels & Forms	36
Traction Elevator Labels & Forms.....	38
Signs.....	40
Tags	40
Tags, Code Compliance Data.....	41
Warning Labels	43
Miscellaneous.....	46
Tools	47
Electrical and Jumpers	47
Electrical Guards	47
Fuse Covers.....	48
GFCIs & Drop Lights	49
Jumpers	50
Escalator Tools.....	51
Keys and Door Wedge.....	53
Lockout Devices	54
Meters	56
Meter Accessories.....	57
Stop Switches	57
Tachometers	58
Miscellaneous.....	58

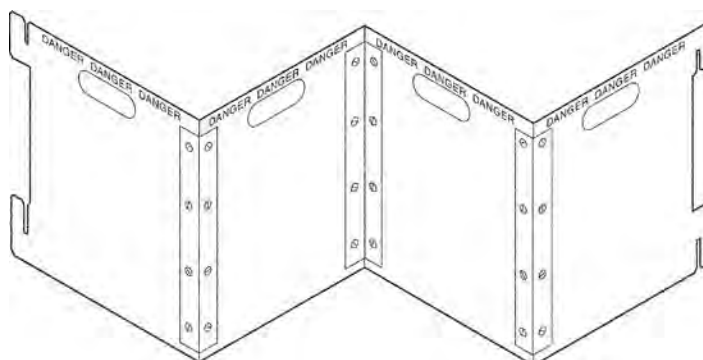
Safety & PPE

Barricades

Part Number	Language	Weight	Description
CAA384A30	English	27 lb.	3-Panel, 42 in. H x 48 in. W (each panel)
CAA384A35-SPECIAL	English	36 lb.	Escalator Barrier, 4-Panel Barricade, 43 in. H x 30 in. W (each system includes sign kit)
CAA384A36-SPECIAL	English	56 lb.	Escalator Barrier, 6-Panel Barricade, 43 in. H x 30 in. W
AAA27CH3	English	---	Gen2® Hall Controller Barricade, 56 in. Opening
AAA27CH2	English	---	Gen2® Hall Controller Barricade, 64 in. Opening
AAA27CH1	English	---	Gen2® Hall Controller Barricade, 72 in. Opening
CAA384A22	(Blank)	27 lb.	Plastic Heavyweight Hinged Barricade, 4 Panels, 6 mm Solid Plastic
CAA384A6	(Blank)	16 lb.	Plastic Interlocking Barricades, 4 Panels
CAA384A999	Special Order	---	Any of these barricades can be ordered with custom artwork (customer must supply "camera-ready" artwork).



Barricade (CAA384A36-SPECIAL)



Barricade (CAA384A22)

Chemical Abrasive Cleaning Pads

Part Number	Color	Packaging	Notes
VP-702001	White	20 Pieces	Cleaning Pad, Light Duty. Used for cleaning oil residue, polishing brush stems, etc.
VP-702000	Brown / Maroon	10 Pieces	Cleaning Pad, Medium Duty. Used for cleaning contacts, interlocks, etc.
VP-702002	Tan / Brown	10 Pieces	Cleaning Pad, Heavy Duty. Used for cleaning door tracks, rusty items, etc.

Clean Walk Mat

Part Number	Description
VP-702100	Mat, Clean Walk. 18 in. x 36 in. x 1/8 in. 30 per package, 4 packages per box.

Corrosion Protectant

Part Number	Description
VP-740565	Fluid Film, 12 oz., in refillable pump spray can

Eye Wash

Part Number	Description
MT-124023-1	Dispenser, Eye Wash
MT-124024	Solution, Eye Wash

Hand and Skin Protection Cream

Part Number	Description
VP-754250	Derma Shield® Hand Protector, 2 oz. Can, 12 Cans per Case
VP-740557	Derma Shield® Hand Protector, 6 oz. Can, 12 Cans per Case
VP-740558	Derma Shield® Hand Protector, 17 oz. Can, 6 Cans per Case

Liquid Absorbent Pads

Part Number	Description
VP-740100	Bag of 50 16.5 in. x 20 in. pads. Perforated to easily tear into 8.25 in. x 20 in. pads. Absorbs 32 oz. per pad.
VP-740101	Bag of 3 rolls of 4 in. x 150 ft. Easily cut to size with scissors or knife. Absorbs 5.5 gallons per roll.

Tags, Tools, & Safety Equipment

Locks and Tags

Part Number	Description
COMM0410-5701	Labels in English, French & Spanish. For yellow personal locks.
AAA102AFZ1	Label, Self-Laminating. For group lock.
VP-810400	Lock, Combination. Used with multi-holed hasp for group lockout.
VP-810415	Locks, Keyed. For personal lockout/tagout. Includes 2 locks, 2 keys (locks are keyed alike).
VP-884600	Tag. To identify personal lockout.



Group Combination Lock (VP-810400)

Spray Bottle

Part Number	Description
VP-875030	Spray Bottle, Trigger Type

Wiping Cloths

Part Number	Description
VP-846424	Container, Fireproof, Oily Rag
VP-919990	Wiping Cloths, 13 x 15 in., Case of 1100 (Approx)
VP-920000	Wiper Cloth, Sweatshirt, 10-Pound Box
VP-920010	Wiper Cloth, Polo-Knit, 10-Pound Box
VP-846425	Ziplock Bags, Box of 100. Used for waste rag transfer. 13 x 15 in.



Lock Labels (COMM0410-5701)



Lock Label (AAA102AFZ1)



Personal LOTO Locks (VP-810415)



Lockout ID Tag (VP-884600)

Environmental Protection Kits


Part Number	Description
VP-846425	Bag, 5-Gallon (18.9 liter) Zip Lock. For non-flammable waste rag transfer. 13 in. x 15 in. x 2 mil. (33.0 cm x 38.1 cm x 0.05 mm) 100 per Box.
VP-846405	Cabinet, for Gasoline Storage. 45-gallon (170.3 liter) capacity. FM approved.
VP-846424	Container, for Oily Rags. 6 gallon (22.7 liter), fireproof.
VP-846416	Container, Secondary Spill. 1-Drum Capacity
VP-846415	Container, Secondary Spill. 4-Drum Capacity
VP-846417	Fire Extinguisher, for Storage Area. 20 lb. (9.08 kg) wall-mount for storage area. Rated ABC. UL, DOT, and OSHA approved.
VP-846418	Fire Extinguisher, for Vehicle. 2.75 lb. (1.25 kg), rated 5-B:C., UL, DOT, and OSHA approved.
VP-846423	Funnel, Safety, with Flash Arrestor. For waste storage drums.
VP-846431	Kit, 55-Gallon Warehouse Spill Response. Consists of: 20 Oil Pads, 18 x 18 x 3/8 in. (45.72 x 45.72 x 0.95 cm) 12 Oil Socks, 3 in. x 4 ft. (7.62 cm x 1.22 m) 6 Oil Pads, 12 x 12 x 3/16 in. (30.48 x 30.48 x 0.48 cm) 3 Oil Booms, 5 in. x 10 ft. (12.70 cm x 3.05 m) 5 Disposable Bags w/Labels 1 55-Gallon Drum (208.2 liters)
VP-846432	Kit, Vehicle Spill Response, "Grab & Go" style

Tags, Tools, & Safety Equipment

Fall Protection

Top-of-Car Handrail Kits

Handrail Kit	Car Openings	Weight (lb.)	Car Width (in.)	Car Depth (in.)
AAA24730H10	Front	152	51-82	36-59
AAA24730H1	Front	164	57-82	57-82
AAA24730H5	Front	183	57-82	69-106
AAA24730H6	Front	198	57-82	93-130
AAA24730H4	Front	179	69-118	57-82
AAA24730H2	Front	188	69-118	69-118
AAA24730H3	Front	200	69-118	93-130
AAA24730H7	Front and Rear	123	---	57-82
AAA24730H8	Front and Rear	158	---	69-106
AAA24730H9	Front and Rear	166	---	93-130



Top-of-Car Toe Guards

Part Number	Location	Length (in.)	Series 1, 2 & 3 Cab Duties	Weight (lb.)
AAA384AHQ1	Left Side	54.5	2000 / 2500	7
AAA384AHQ3	Left Side	60.5	3000	8
AAA384AHQ5	Left Side	68.5	3500 / 4000	9
AAA384AHQ7	Left Side	98.5	4500H	12
AAA384AHQ9	Left Side	105.5	5000H (54 in. Opening)	13
AAA384AHQ11	Left Side	111.5	5000H ADA	14
AAA384AHQ2	Right Side	54.5	2000 / 2500	7
AAA384AHQ4	Right Side	60.5	3000	8
AAA384AHQ6	Right Side	68.5	3500 / 4000	9
AAA384AHQ8	Right Side	98.5	4500H	12
AAA384AHQ10	Right Side	105.5	5000H (54 in. Opening)	13
AAA384AHQ12	Right Side	111.5	5000H ADA	14
AAA384AHQ13	Rear	71.12	2000 / 4500H / 5000H ADA	9
AAA384AHQ14	Rear	83.12	2500 / 3000 / 3500	10
AAA384AHQ15	Rear	95.12	4000	12
AAA384AHQ16	Rear	74.12	5000H (54 in. Opening)	9

Tags, Tools, & Safety Equipment

Fall Protection Equipment

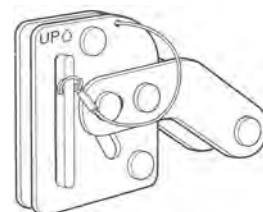
Part Number	Description
VP-846398	Bracket, Retractable Lifeline Tie-Off Bracket
MT-124040-6	Carabiner, Replacement, Steel D-w/1 in. Gate Opening, 5000 lb. Minimum Capacity
MT-124040-7	Harness, Replacement Fall Protection Body Harness (Universal Fit), w/D-ring Connection
MT-124040-8	Kit, 30-ft. Self-Retractable Lifeline Kit
MT-124040-9	Kit, 50-ft. Self-Retractable Lifeline Kit
MT-124040-10	Kit, 100-ft. Self-Retractable Lifeline Kit
VP-846378	Lanyard, Adjustable, with Aluminum Snap Hooks & Shock Absorber
VP-846367	Lanyard, Web, with Shock Absorber
VP-846428	Lanyard, Extension
VP-846399	Lifeline, 30 ft., Steel Cable Retractable. Note: Another retractable lifeline can not be substituted for this one when used with the VP-846398 rail attachment bracket.
MT-124038-1	Lifeline, 50 ft., Steel Cable, 5/16 in., 7x19 Wire Configuration
MT-124038-2	Lifeline, 100 ft., Steel Cable, 5/16 in., 7x19 Wire Configuration
MT-124038-3	Lifeline, 150 ft., Steel Cable, 5/16 in., 7x19 Wire Configuration
MT-124038-4	Lifeline, 200 ft., Steel Cable, 5/16 in., 7x19 Wire Configuration
MT-124038-5	Lifeline, 250 ft., Steel Cable, 5/16 in., 7x19 Wire Configuration
MT-124038-6	Lifeline, 300 ft., Steel Cable, 5/16 in., 7x19 Wire Configuration
MT-124038-7	Lifeline, 350 ft., Steel Cable, 5/16 in., 7x19 Wire Configuration
MT-124038-8	Lifeline, 400 ft., Steel Cable, 5/16 in., 7x19 Wire Configuration
MT-124038-9	Lifeline, 450 ft., Steel Cable, 5/16 in., 7x19 Wire Configuration
MT-124038-10	Lifeline, 500 ft., Steel Cable, 5/16 in., 7x19 Wire Configuration
VP-846413	Lifeline, Web, 10-ft. Retractable
MT-124039	Sling, 6-ft. Choker Type Anchor Sling
MT-124037-1	Wire Rope Grab Device. For 5/16 in. (8 mm) stainless steel lifeline.



VP-846398



VP-846413



MT-124037-1

Fall Protection PPE

Part Number	Description
MT-124040-7	Harness, D-Ring, Standard
VP-846380	Harness Kit. Includes one MT-124040-7 harness and one VP-846378 lanyard.
VP-846378	Lanyard, Adjustable, w/Shock Absorber & Aluminum Snap Hooks. Use with Harness MT-124040-7 or other fall protection uniform not containing a shock absorber .
VP-846379	Lanyard, Adjustable, w/Shock Absorber, Aluminum Snap Hooks, and Two Separate Tie-Offs. Use with Harness MT-124040-7 or other fall protection uniform not containing a shock absorber .
VP-846369	Lanyard Holster (pouch) 4 in. x 7.5 in., Expanded Polyester Vinyl
VP-846390	Lanyard, Retrofit. Without shock absorber. For use exclusively in the retrofit of VP-846366 harness/lanyard combos.
MT-124037-1	Rope Grab Device. For 5/16 in. stainless steel lifeline.



VP-846378



VP-846379

Tags, Tools, & Safety Equipment

First Aid

Part Number	Description
VP-773000	First Aid Kit: 1-Person Pak-Kit 7101. Consists of: 1 Knuckle Bandage, 1 Fingertip Bandage, 1 Sting Relief Wipe, 2 Gauze Pads, 1 Adhesive Strip, 1 XL Adhesive Strip, 4 Antiseptic Wipes, and 4 Aspirin Tablets.
VP-773001	First Aid Kit: 25-Person Pak-Kit 6430. Consists of: 50 Adhesive Strips, 10 Sterile Pads, 1 Abdominal Pad, 1 Cotton, Sterile, 1 Gauze Bandage, 1 Triangular Bandage, 1 First Aid Cream, 1 Adhesive Tape, 10 Antiseptic Wipes, 12 Aspirin, 1 Cold Pack, 1 Scissors, 1 Tweezers, 1 Pair Gloves, and Instructions.
VP-846400	First Aid Kit: 50-Person Pak-Kit 6450 Consists of: 100 Adhesive Strips, 25 Sterile Pads, 2 Abdominal Pads, 1 Cotton, Sterile, 1 Gauze Bandage (4 in. x 5 yds.), 2 Triangular Bandages, 1 Elastic Bandage, 1 Adhesive Tape, 20 Antiseptic Wipes, 12 Aspirin, 2 Cold Packs, 2 Eye Pads, 1 Scissors, 1 Tweezers, 2 Pair Gloves, and Instructions.
VP-846381	Rescue Breather Microshield. Includes one pair of latex gloves and antiseptic towelettes.



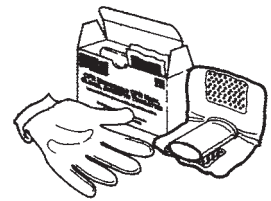
VP-773000



VP-773001



VP-846400



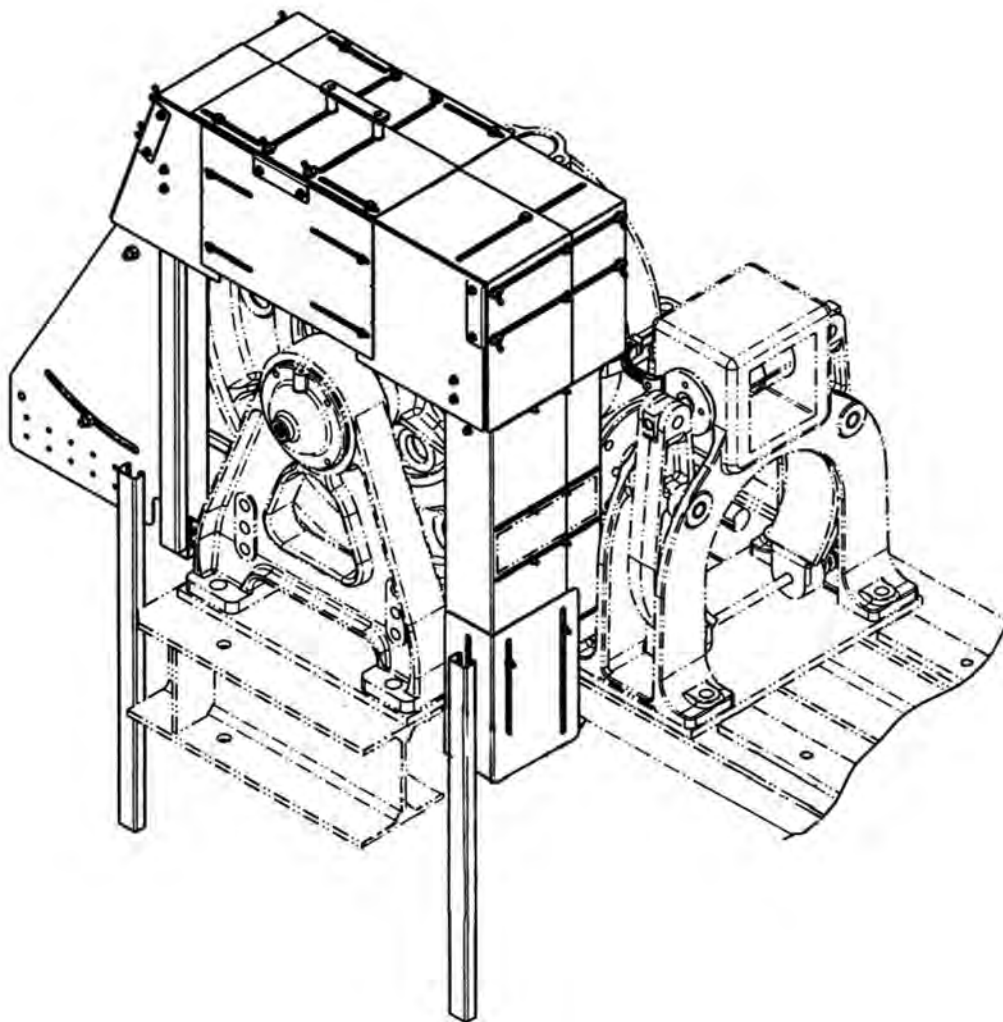
VP-846381

Machine Sheave Guards

OSC has machine sheave guards available for the following machines. **Contact OSC for part numbers and special order.**

Manufacturer	Machine Type
Hollister-Whitney	34, 43, 44, 53, 54, 63, 64, 74
Otis	#4, 14AT, 17CT, 19BT, 22CT, 27BT, 29CT, 38BT, #70, #72, #74, #77, 130HT, 131HT, 139HT, 155HT, 219HT, 269HT
Westinghouse	18, 28, 38

NOTE: See page 47 for related unguarded sheave label.



Tags, Tools, & Safety Equipment

PPE (Personal Protective Equipment)

Breathing Protection

Part Number	Description
VP-840485	Cleaning Wipes. For Respirator, Individually Packaged.
VP-846309	Dust Mask, with Charcoal Overlay. Box of 10.
VP-840490	Filter, Respirator. Bag of 2 filters.
VP-840491	Filter, Respirator. Case of 30 bags, 2 filters in each bag.
VP-840482	Prefilter Adapter. 20 per package.
VP-846381	Rescue Breather, Microshield. Includes 1-pair of latex gloves and antiseptic towelettes.
VP-840474	Respirator 3M, 6000 Series, Large
VP-840473	Respirator 3M, 6000 Series, Medium
VP-840472	Respirator 3M, 6000 Series, Small
VP-840487	Respirator and Equipment Pouch



VP-846309

PPE (Personal Protective Equipment) (Continued)

Eye Protection

Part Number	Description
VP-846339-1.0	Bifocal Safety Glasses, 1.0 power , Clear Lens, Elvex RX-100
VP-846339-1.5	Bifocal Safety Glasses, 1.5 power , Clear Lens, Elvex RX-100
VP-846339-2.0	Bifocal Safety Glasses, 2.0 power , Clear Lens, Elvex RX-100
VP-846339-2.5	Bifocal Safety Glasses, 2.5 power , Clear Lens, Elvex RX-100
VP-846329	Case, Black, Zippered Astropack with Belt Loops
VP-846316	Case, Heavy duty nylon with zipper and two belt loops. For goggles.
VP-846317	Case, Soft. For eyewear. Ripstop nylon with drawstring and barrel lock.
VP-846319	Cleaner. Box of pre-moistened towelettes. Non-silicone based, anti-fog, anti-static, individually packed tissues to clean glass and plastic lenses.
VP-846318	Cord, Adjustable. For eyeglasses.
MT-124024	Dispenser, Bottle. For eye wash.
MT-124023-1	Eye-Wash Liquid, 16 oz. Bottle
VP-846320	Face Shield Hard Hat Attachment
VP-846322	Face Shield, Clear (M86). Use with VP-846321 head gear.
VP-846333	Glasses, Safety, A/O Nassau F6700



VP-846329



VP-846316



VP-846317



VP-846319



VP-846318



VP-846320



VP-846322

Tags, Tools, & Safety Equipment

Part Number	Description
VP-846325	Glasses, Safety, Clear Lens, Black Non-Metallic Frame, Adjustable Temple Length
VP-846323	Glasses, Safety, Clear Lens, Polysafe Plus. Can be worn over prescription glasses.
VP-846331	Glasses, Safety, Clear Lens. Astrospec 3000. Scratch resistant, anti-fog. Black frame with adjustable temples.
VP-846332	Glasses, Safety, Clear Lens. Astrospec 3001 OTG safety glasses. Fit over most prescription eyewear. Scratch resistant, anti-fog. Black frame with adjustable temples.
VP-846327	Goggles, Safety, Chemical. Adjustable venting, soft PVC frame, anti-fog, anti-static, scratch and impact-resistant with UV protection.
VP-846328	Goggles, Safety, Impact. Vue Guard. With direct venting, polycarbonate lens material.
VP-846326	Goggles, Welding. Order plates separately.
VP-846335	Lens, Replacement. For VP-846331, Astrospec 3000 safety glasses. Scratch resistant, anti-fog, clear lens.
VP-846255	Plate, Back. Clear, Impact, Polycarbonate. 2 in. x 4.5 in. To be placed under shaded plate. For use with welding masks VP-846341 and VP-846326.
VP-846254	Plate, Clear Cover. 2 in. x 4.5 in.. CR 39 plastic plate; to be placed over shaded plate. For use with welding masks VP-846341 and VP-846326.
VP-846251	Plate, Shade 10. 2 in. x 4.5 in. Heat treated glass. For use with welding masks VP-846341 and VP-846326.
VP-846252	Plate, Shade 12. 2 in. x 4.5 in. Heat treated glass. For use with welding masks VP-846341 and VP-846326.
VP-846253	Plate, Shade 14. 2 in. x 4.5 in. Heat treated glass. For use with welding masks VP-846341 and VP-846326.
VP-846250	Plate, Shade 5. 2 in. x 4.5 in. Heat treated glass. For use with welding masks VP-846341 and VP-846326.
VP-846342	Ratchet Headgear. For VP-846341 welding shield.
VP-846341	Shield, Welding. Fiberglass, Full-Curved, Lift Front. Holds 2 in. x 4.5 in. plates. Use with VP-846342 and VP-846343 hard-hat attachments.



VP-846333



VP-846325




VP-846331



VP-846332



VP-846327, VP-846328



VP-846326

PPE (Personal Protective Equipment) (Continued)

Hand Protection

Part Number	Size	Description
VP-846230	Jumbo	"Guard Dog" 100% KEVLAR® Lined Leather Palm Heavy-Duty Work Gloves
VP-846231	Men	
VP-846232	Women	
VP-846235	Jumbo	Junkyard Dog® 100% KEVLAR® Seamless Knit Gloves with Leather Palm
VP-846236	Men	
VP-846237	Women	
VP-846394	Medium	Latex Disposable Gloves, Non-Sterile (50 pair per dispenser)
VP-846395	Large	
VP-846396	X Large	
VP-846270-NL	Small	Mechanics Gloves, Full Fingred. Now more comfortable while using gel inserts for hand protection. No logos. Provides maximum protection to the palm and knuckle area of the hand.
VP-846271-NL	Medium	
VP-846272-NL	Large	
VP-846273-NL	X Large	
VP-846274-NL	XX Large	



VP-846230-VP-846232



VP-846235-VP-846237



VP-846394-VP-846396



VP-846270-VP-846274

Tags, Tools, & Safety Equipment

Hand Protection (continued):

Part Number	Size	Description
VP-846391	10	Nitrile Gloves, Solvent-Resistant (1 pair)
VP-846102	XS	Terminator brand gloves woven with Dynemma® fabric for high dexterity and cut resistance. Coated in rubber for a good grip. Not appropriate for material handling.
VP-846103	S	
VP-846104	MED	
VP-846105	MED-LG	
VP-846106	LG	
VP-846107	XL	
VP-846108	XXL	
VP-846392	---	Welding Gloves (box of 12)
VP-846393	---	Work Gloves with Leather Palm (box of 12)
VP-738550	---	Glove clip. To clip and hold one pair of work gloves.
VP-846435	---	Sleeve. Kevlar protective sleeve with thumb hole. 18 in. long to protect forearm from heavy abrasion. Sold individually.



VP-846391



VP-846102-VP846108



VP-846392



VP-846393



VP-846435



VP-738550

PPE (Personal Protective Equipment) (Continued)

Head Protection

Part Number	Description
VP-846321	Attachment, Face Shield, with ratchet adjustment. Headgear only; order VP-846322 face shield separately.
VP-846343	Attachment, Hard Hat. For VP-846341 welding shield. Non-metallic universal cap adapter, complete with friction joints.
VP-846350	Chin Strap. For hard hats. Plastic fasteners attach to suspension.
VP-846354	Hard Hat, White. Dielectric with ratchet suspension, slotted. Adjustable from 6.5 in. to 8 in.
VP-846355	Hard Hat, Yellow. Dielectric with ratchet suspension, slotted. Adjustable from 6.5 in. to 8 in.
VP-846347	Liner, Hard Hat. Flame-resistant, two-piece Velcro closure hood liner, winter weight. No metal parts.
VP-846344	Rack, Hard Hat. Wall-mount unit, holds one hard hat.
VP-846351	Suspension, Hard Hat, Sentry III Ratchet. 4-point suspension replacement headgear. Used in VP-846352 through VP-846355.
VP-846359	Sweat Band, for Hard Hat. Terry cloth band fits to suspension. Washable, non-metallic. 10 per package.



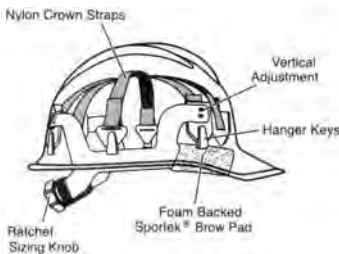
VP-846321



VP-846350



VP-846355



VP-846351



VP-846359



VP-846344

Tags, Tools, & Safety Equipment

Hearing Protection

Part Number	Description	Noise Reduction Rating
VP-846386	Ear Muffs, Dielectric.	22 dB
VP-846385	Ear Muffs, Dielectric. For slotted hard hats.	23 dB
VP-846384	Ear Plugs, Dielectric. E•A•R Ultrafit reusable, with a storage case. Wash in a mild detergent to extend life.	21 dB
VP-846387	Ear Plugs, Reusable, with Cord and Storage Case. 1 pair.	21 dB
VP-846389	Ear Plugs, Disposable, Dielectric. Polymer Foam. 200 pairs per box.	29 dB
VP-846388	Ear Plugs, Disposable, with Cord. Polymer foam. 200 pairs per box.	29 dB
VP-846382	Semi-Insert Hearing Protector. Dielectric headband with ear pods.	25 dB
VP-846383	Semi-Insert Hearing Protector Replacements. 5 pairs per package.	



VP-846386



VP-846385



VP-846384



VP-846387



VP-846389



VP-846382

PPE (Personal Protective Equipment) (Continued)

Miscellaneous

Part Number	Description
MT-124039	Anchor Sling, 6 ft., Choker-Type. For securing safety line.
VP-846338	Dispenser. For Personal Protective Equipment. Clear acrylic. 6.25 in. H x 12 in. W x 9 in. D. Wall or table mount. Can hold safety glasses, ear plugs, dust masks, etc.
VP-846440	Knee Pads, Heavy Duty, Black, Velcro Fastening. One size fits all.
VP-754201	Safety Bag. See following page for contents.
VP-846310	Vest, Safety. Fluorescent Orange.



VP-846338

Tags, Tools, & Safety Equipment

Safety Bag Contents (VP-754201)

Description	Part Number	Qty.
3-E MSDS Calling Card	VP-865050	1
Body Harness and Detachable Lanyard w/Aluminum Snaphooks	VP-846380	1
Breakaway Strap-Glasses	VP-846318	1
Crosshead Anchor Sling	MT-124039	1
Door Wedge	MT-114390-1	1
Drop Key for Hoistway Doors	AAA194AZ1	1
Dust Mask	VP-846309	1
Ear Plugs	VP-846387	12
Equipment Bag	VP-846450-NO LOGO	1
Eye Wash Dispenser	MT-124023-1	1
Eye Wash Solution	MT-124024	1
Face Shield Head Piece	VP-846321	1
Face Shield Visor	VP-846322	1
Flashlight	VP-800226	1
Flashlight Holder	MT-104011	1
GFCI Circuit Tester	MT-122093	1
Glove Clip	VP-738550	1
Ground Fault 2 ft. Single Prong	VP-754205	1
Group Lock–Combination	VP-810400	1
Hard Hat	VP-846355	1
Knee Pads	VP-846440	1
Leather Palm Gloves – Large	VP-846393	1
Lockout Device	MT-124026-2	1
Lockout Device	MT-124026-3	1
Lockout Device	MT-124026-4	1
Lockout Device	MT-124026-5	1
Lockout Device	MT-124026-6	1
Lockout Tag	VP-884600	3
LOTO Hasp	MT-124026-1	2
Personal First Aid Kit	VP-773000	1
Personal Locks (2)–Keyed Same	VP-810415	1 set
Rope Grab Device	MT-124037-1	1
Safety Glasses	VP-846331	1
Safety Goggles	VP-846328	1
Self Laminating Pad Lock Label	AAA102AFZ1	1
Voltage Probe	MT-122099-2	1

Safety Screening: Hoistway and Counterweight

Part Number	Description
AAA22760C9	Kit, Side-Counterweight Screening. DBG > 48.5 in., Rise 101–150 ft.
AAA22760C10	Kit, Side-Counterweight Screening. DBG > 48.5 in., Rise 151–200 ft.
AAA22760C11	Kit, Side-Counterweight Screening. DBG > 48.5 in., Rise 201–250 ft.
AAA22760C12	Kit, Side-Counterweight Screening. DBG > 48.5 in., Rise 251–300 ft.
AAA22760C8	Kit, Side-Counterweight Screening. DBG > 48.5 in., Rise 51–100 ft.
AAA22760C7	Kit, Side-Counterweight Screening. DBG > 48.5 in., Rise up ≤ 50 ft.
AAA22760C3	Kit, Side-Counterweight Screening. DBG ≤ 48.5 in., Rise 101–150 ft.
AAA22760C4	Kit, Side-Counterweight Screening. DBG ≤ 48.5 in., Rise 151–200 ft.
AAA22760C5	Kit, Side-Counterweight Screening. DBG ≤ 48.5 in., Rise 201–250 ft.
AAA22760C6	Kit, Side-Counterweight Screening. DBG ≤ 48.5 in., Rise 251–300 ft.
AAA22760C2	Kit, Side-Counterweight Screening. DBG ≤ 48.5 in., Rise 51–100 ft.
AAA22760C1	Kit, Side-Counterweight Screening. DBG ≤ 48.5 in., Rise up ≤ 50 ft.
AAA49EE2	Screening, Galvanized Steel, 1/2 in. x 1/2 in. openings, 2 ft. W x 50 ft. L
AAA49EE1	Screening, Galvanized Steel, 1/2 in. x 1/2 in. openings, 2 ft. W x 100 ft. L
AAA49EE4	Screening, Galvanized Steel, 1/2 in. x 1/2 in. openings, 4 ft. W x 50 ft. L
AAA49EE3	Screening, Galvanized Steel, 1/2 in. x 1/2 in. openings, 4 ft. W x 100 ft. L
AAA273F6	Screening, Orange Plastic, 1/4 in. x 1/4 in. openings, 2 ft. W x 150 ft. L
AAA273F5	Screening, Orange Plastic, 1/4 in. x 1/4 in. openings, 4 ft. W x 15 ft. L
AAA273F4	Screening, Orange Plastic, 1/4 in. x 1/4 in. openings, 4 ft. W x 25 ft. L
AAA273F3	Screening, Orange Plastic, 1/4 in. x 1/4 in. openings, 4 ft. W x 50 ft. L
AAA273F2	Screening, Orange Plastic, 1/4 in. x 1/4 in. openings, 4 ft. W x 75 ft. L
AAA273F1	Screening, Orange Plastic, 1/4 in. x 1/4 in. openings, 4 ft. W x 150 ft. L
AAA800A2	Wire, Black Annealed, 14 GA (50 ft.)

Labels & Tags

COP Instruction Plates

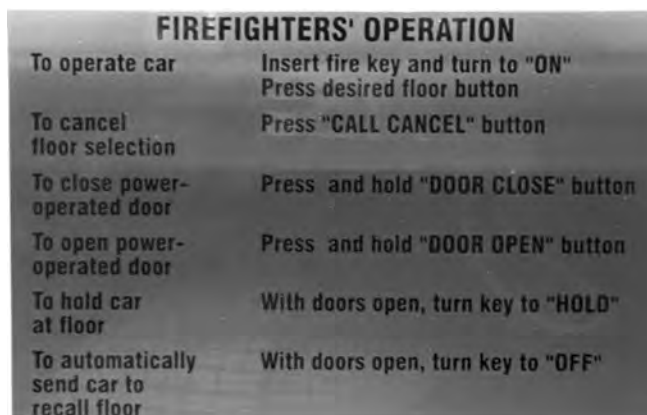
Part No. Material Description/ Code

Part No.	Material	Description / Code
AAA102VB2	Brushed Stainless Steel	SES Ph 1 Barclay Calif Code
AAA102VB3	Mirrored Stainless Steel	SES Ph 1 Barclay Calif Code
AAA102VB4	Brushed Bronze	SES Ph 1 Barclay Calif Code
AAA102VB5	Mirrored Bronze	SES Ph 1 Barclay Calif Code
AAA102VB6	Clear Polycarbonate*	SES Ph 1 Barclay Calif Code
AAA102VB8	Brushed Stainless Steel	SES Ph 2 Barclay Calif Code
AAA102VB9	Mirrored Stainless Steel	SES Ph 2 Barclay Calif Code
AAA102VB10	Brushed Bronze	SES Ph 2 Barclay Calif Code
AAA102VB11	Mirrored Bronze	SES Ph 2 Barclay Calif Code
AAA102VB12	Clear Polycarbonate*	SES Ph 2 Barclay Calif Code
AAA102VB37	Brushed Stainless Steel	SES Ph 2 ANSI 1996
AAA102VB38	Mirrored Stainless Steel	SES Ph 2 ANSI 1996
AAA102VB39	Brushed Bronze	SES Ph 2 ANSI 1996
AAA102VB40	Mirrored Bronze	SES Ph 2 ANSI 1996

* White background with black lettering.



AAA102VB4



AAA102VB39

COP Instruction Plates (continued):

Part No.	Material	Description / Code
AAA102VB41	Clear Polycarbonate*	SES Ph 2 ANSI 1996
AAA102VB104	Clear Polycarbonate*	In case of Fire / Int'l bldg code 2003/2006
AAA102VB13	Clear Polycarbonate***	In case of Fire / ASME A17.1/CAN B44 2000
AAA102VB14	Clear Polycarbonate**	Fire hat
AAA102VB30	Clear Polycarbonate***	In case of Fire / Barclays Calif. Code Title 8 Section 3041(6)
AAA102VB42	Brushed Stainless Steel	In case of Fire / ASME A17.1/CAN B44 2000
AAA102VB43	Brushed Bronze	In case of Fire / ASME A17.1/CAN B44 2000
AAA102VB44	Brushed Stainless Steel	Firefighters Operation Barclay Calif Code
AAA102VB45	Brushed Bronze	Firefighters Operation Barclay Calif Code
AAA102VB46	Brushed Stainless Steel	In case of Fire / Massachusetts
AAA102VB47	Brushed Bronze	In case of Fire / Massachusetts
AAA102VB50	Brushed Stainless Steel	Firefighters Operation Barclay Calif Code
AAA102VB51	Brushed Bronze	Firefighters Operation Barclay Calif Code
AAA102VB52	Brushed Stainless Steel	In case of Fire / Massachusetts
AAA102VB53	Brushed Bronze	In case of Fire / Massachusetts
AAA102VB55	Brushed Stainless Steel	Firefighters Operation ANSI 1998
AAA102VB56	Mirrored Stainless Steel	Firefighters Operation ANSI 1998
AAA102VB57	Brushed Bronze	Firefighters Operation ANSI 1998
AAA102VB58	Mirrored Bronze	Firefighters Operation ANSI 1998
AAA102VB59	Clear Polycarbonate*	Firefighters Operation ANSI 1998

* Black background with white lettering and red firehat

** Black background, red lettering.

*** x background, black outline around flames.



AAA102VB104



AAA102VB43

Tags, Tools, & Safety Equipment

Part No.	Material	Description / Code
AAA102VB75	Brushed Stainless Steel	Fire Operation ASME A17.1/ CAN B44 2000
AAA102VB76	Mirrored Stainless Steel	Fire Operation ASME A17.1/ CAN B44 2000
AAA102VB77	Brushed Bronze	Fire Operation ASME A17.1/ CAN B44 2000
AAA102VB78	Mirrored Bronze	Fire Operation ASME A17.1/ CAN B44 2000
AAA102VB79	Clear Polycarbonate*	Fire Operation ASME A17.1/ CAN B44 2000
AAA102VB81	Mill Stainless Steel Brushed	CAN B44 2000 FRENCH
AAA102VB82	Brushed Stainless Steel	CAN B44 2000 FRENCH
AAA102VB83	Mirrored Stainless Steel	CAN B44 2000 FRENCH
AAA102VB84	Brushed Bronze	CAN B44 2000 FRENCH
AAA102VB85	Mirrored Bronze	CAN B44 2000 FRENCH
AAA102VB86	Clear Polycarbonate*	CAN B44 2000 FRENCH
AAA102VB93	Clear Polycarbonate**	Firefighters Operation ASME A17.1 / CAN B44 2000
AAA102VB94	Clear Polycarbonate***	Firefighters Operation ASME A17.1 / CAN B44 2000
AAA102VB95	Mill Stainless Steel Brushed****	Fire Operation ASME A17.1 2004
AAA102VB96	Mirrored Stainless Steel ****	Fire Operation ASME A17.1 2004
AAA102VB97	Brushed Bronze ****	Fire Operation ASME A17.1 2004
AAA102VB98	Mirrored Bronze ****	Fire Operation ASME A17.1 2004
AAA102VB16	Brushed Stainless Steel	No Smoking
AAA102VB17	Mirrored Stainless Steel	No Smoking
AAA102VB18	Brushed Bronze	No Smoking
AAA102VB19	Mirrored Bronze	No Smoking
AAA102VB21	Brushed Stainless Steel	Intercom Light
AAA102VB22	Mirrored Stainless Steel	Intercom Light
AAA102VB23	Brushed Bronze	Intercom Light
AAA102VB24	Mirrored Bronze	Intercom Light

* Black background with white lettering and red firehat

** White background, black lettering

*** Black background, white lettering, white fire hat

****Red lettering



AAA102VB18

COP Instruction Plates (continued):

Part No.	Material	Description / Code
AAA102VB26	Brushed Stainless Steel*	For Fire Dept Use Only, NYC Code
AAA102VB27	Mirrored Stainless Steel*	For Fire Dept Use Only, NYC Code
AAA102VB28	Brushed Bronze*	For Fire Dept Use Only, NYC Code
AAA102VB29	Mirrored Bronze*	For Fire Dept Use Only, NYC Code
AAA102VB80	Clear Polycarbonate	When Lit...Doors Open - ASME A17.1/ CAN B44 2002
AAA102VB87	Mill Stainless Steel Brushed	Systeme De Secours Special CAN B44 2000 FRENCH
AAA102VB88	Brushed Stainless Steel	Systeme De Secours Special CAN B44 2000 FRENCH
AAA102VB89	Mirrored Stainless Steel	Systeme De Secours Special CAN B44 2000 FRENCH
AAA102VB90	Brushed Bronze	Systeme De Secours Special CAN B44 2000 FRENCH
AAA102VB91	Mirrored Bronze	Systeme De Secours Special CAN B44 2000 FRENCH
AAA102VB92	Clear Polycarbonate**	Systeme De Secours Special CAN B44 2000 FRENCH
AAA102VB99	Mill Stainless Steel Brushed	Capacity Plate for COP (special order only)

* Red lettering

** White background, black lettering

Tags, Tools, & Safety Equipment

Labels, General

Part Number	Description
147MJ_-26WT_	Capacity Plates for Otis Advanced Fixture COP, Black Plastic. SPECIAL ORDER: Call OSC.
AAA102ADR16	"CAUTION: DOMED CAR TOP Be aware of slip and fall hazards. Use Fall Protection", 2.75 x 5.5 in.
AAA102ADR17	"CAUTION: Elevator Hydraulic Piping", 2 x 5.5 in.
AAA102ADR3	"CAUTION: LOW OVERHEAD CLEARANCE Distance Between Crosshead and Top Of Hoistway ___ Inches When Car Level with Top Landing", 3.4 x 9 in.
AAA102ADR1	"CAUTION: Stand to side of main line before operating switch", 3.6 x 5.6 in.
AAA102ALF1	"CAUTION: The car will initialize and move to the nearest landing..." For Power Monitoring Run Box.



147MJ_-26WT_



AAA102ADR16



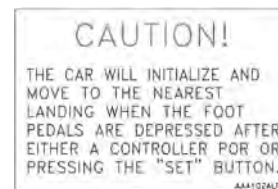
AAA102ADR17



AAA102ADR3



AAA102ADR1



AAA102ALF1

Labels, General (continued):

Part Number	Description
AAA102ADR6	"DANGER Gain Control of Elevator Before Entering Pit"
AAA102ADR5	"DANGER Gain Control of Elevator Before Stepping on Car Top"
AAA102ADR12	"DANGER High Voltage – Authorized Personnel Only"
AAA102ADR20	"DANGER High Voltage"
AAA102AFZ1	"DANGER LOCKED OUT. Do Not Remove." Self-laminating label for padlocks, includes room for name and phone number.
AAA102ABY2	"DANGER Moving Equipment At Side"
AAA102ABY1	"DANGER Side Counterweight"



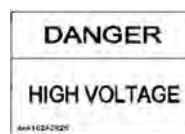
AAA102ADR6



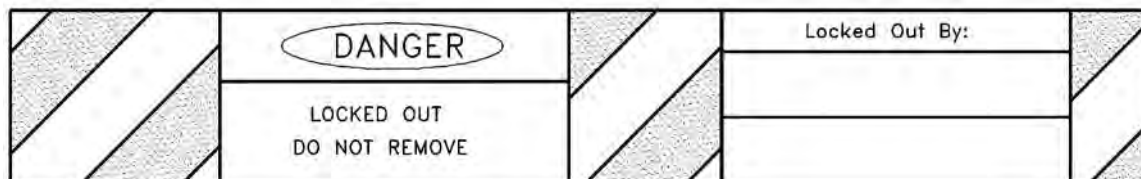
AAA102ADR5



AAA102ADR12



AAA102ADR20



AAA102AFZ1



AAA102ABY1

Tags, Tools, & Safety Equipment

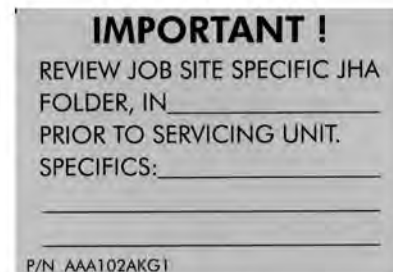
Part Number	Description
VP-420486	Hazard Information label for Crystal Simple Green cleaner. To be used on any secondary container of Simple Green.
VP-846419	Hazardous Waste Labels, 6 x 6, 25 per Pack
A102KD2	Hold Handrail, English, Safety Yellow
A102KD3	Hold Handrail, French, for Canada
AAA102AKG1	"IMPORTANT: Review job site specific JHA folder, in ____ prior to servicing unit. Specifics: ____"
VP-846460	Material Identification Labels. For chemicals, spray bottles, grease guns, etc. 100 labels per roll.
VP-846410	"No Smoking" for Storage Areas. 8 in. x 10 in. (20.3 x 25.4 cm) pressure sensitive vinyl.
VP-846420	"Non-Hazardous Waste", 6 in. x 6 in. (15.2 x 15.2 cm), 25 per package
AAA102AMG1	"Push Once To Call. Push Second Time To Hang Up." For ADA speaker phone.



A102KD2



A102KD3



AAA102AKG1

<input type="radio"/> H	CHEMICAL NAME
<input type="radio"/> F	MANUFACTURER
<input type="radio"/> R	DATE
<input type="radio"/> PE	

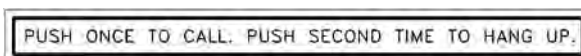
Lab Safety Supply Inc.

Reorder No. 17135

VP-846460



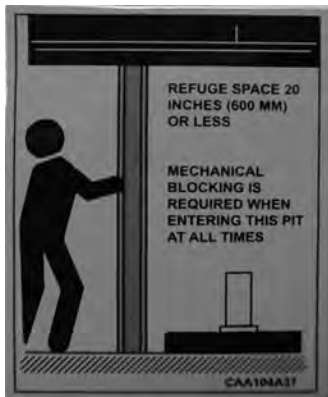
VP-846420



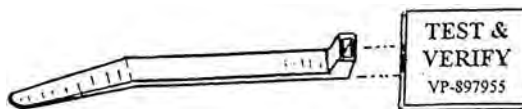
AAA102AMG1

Labels, General (continued):

Part Number	Description
AAA102ACD2	Rope Data Label
VP-420486	Secondary Containment Label for Crystal Simple Green
CAA104A37	Shallow Pit Blocking Required Warning
VP-897955	Test & Verify Feeder Tags
AAA102ADR23	"This elevator is using self-lubricating slide guides which DO NOT require the rails to be oiled..." For LVME.
AAA102AFS1	"Use Synthetic Lubrication Only" For LVME.



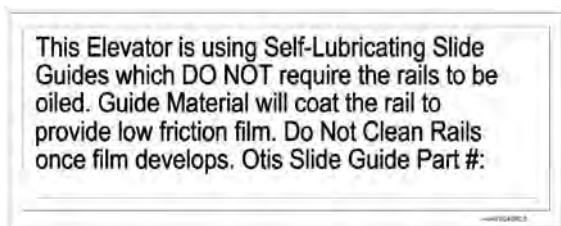
CAA104A37



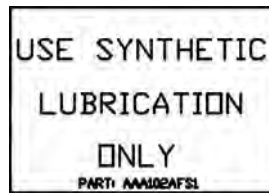
VP-897955



AAA102ACD2



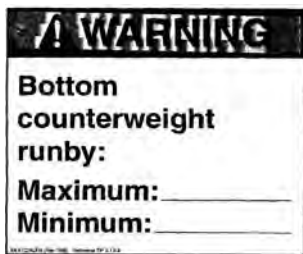
AAA102ADR23



AAA102AFS1

Tags, Tools, & Safety Equipment

Part Number	Description
AAA102ADR4	"WARNING: Bottom Counterweight Runby: Maximum __ Minimum__"
AAA102ADR10	"WARNING: Electric Shock Hazard! Do Not Remove or Replace Cover With Power On" For LRV controllers with removable L-shaped covers.
AAA102ADR19	"WARNING: Parts of the control panel are not de-energized by this switch. Disconnect ERU batteries before working on equipment"
AAA102ADR24	"WARNING: Roped Hydraulic...", 11 x 8.5 in.
AAA102ADR26	"WARNING: Roped Hydraulic...", 4 x 2 in.
AAA102ADR18	"WARNING: Parts of the control panel are not de-energized by this switch."
AAA102AJY2	"WARNING: Test this device to known power source prior to use."



AAA102ADR4



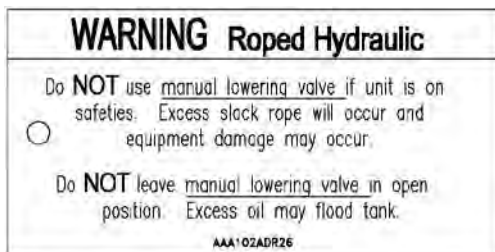
AAA102ADR10



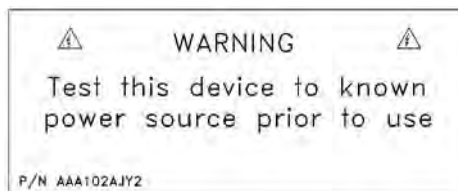
AAA102ADR19



AAA102ADR24



AAA102ADR26



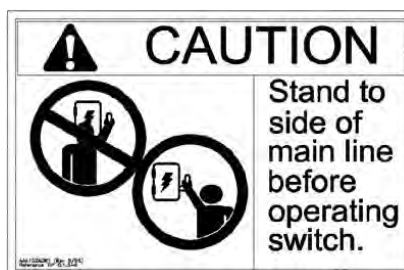
AAA102AJY2

Escalator Labels & Forms

Part No.	Description
AAA102ADR2	“CAUTION: Keep Switch Closed Except During Maintenance, Repairs, and Inspections”
AAA102ADR1	“CAUTION: Stand To Side of Main Line Before Operating Switch”
AAA102ADR12	“DANGER High Voltage – Authorized Personnel Only”
CAA104A17	Electric Shock Danger
AAA102ADR13	Escalator Brake Torque Label, 2 x 4 in.
AAA102ADR14	Escalator Brake Torque Label, 2 x 4 in. For escalator main drive.
AAA102ACE2	Escalator Brake Torque Record Plate
CAA104A20	Escalator Crush Hazard



AAA102ADR2



AAA102ADR1



AAA102ADR12



CAA104A17

Escalator Brake Torque
Machine Brake

Date:

Machine Number:

Spring Length (ref.): mm

Brake Torque: Nm

No Load Stopping Distance: mm
(for Canada 949 Section 12 only)

pin AAA102ADR13 (Rev. 4/05)

AAA102ADR13

Escalator Brake Torque
Main Drive Shaft (Auxiliary) Brake


Date:

Machine Number:

Brake Torque: ft-lbs
 Nm

pin AAA102ADR14 (Rev. 4/05)

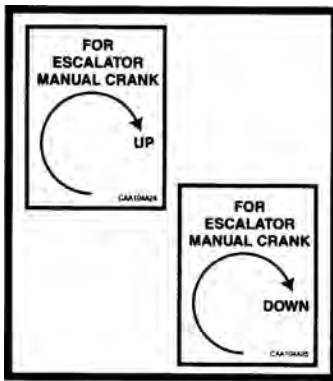
AAA102ADR14



CAA104A20

Tags, Tools, & Safety Equipment

Part No.	Description
CAA104A25	Escalator Manual Crank-Down
CAA104A24	Escalator Manual Crank-Up
CAA104A29	High Voltage Warning Label
AAA102AKG1	"IMPORTANT! Review Job Site Specific JHA Folder, In ..."
CAA104A23	"Leave No Jumpers!"
CAA104A13	"Remember to Lock & Tag Out"
CAA104A10	Sheave/Sprocket Hazard
CAA104A19	Unguarded Sheave Hazard
AAA102ADR27	"WARNING: Mainline power must be switched off before removing this controller due to potential electrical hazards..."
AAA102ADR18	"WARNING: Parts of the control panel are not de-energized by this switch."



CAA104A24
CAA104A25



CAA104A29



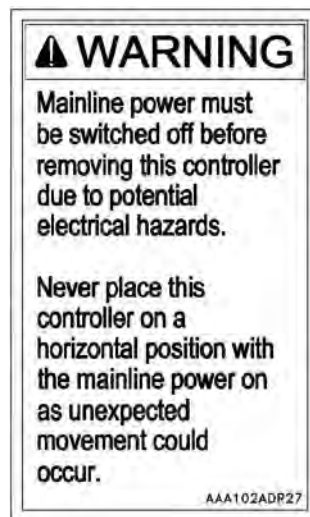
CAA104A23



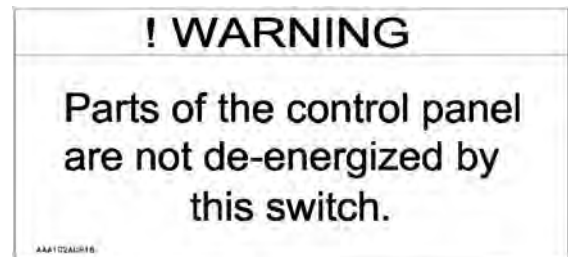
CAA104A13



CAA104A10



AAA102ADR27



AAA102ADR18

Hall Station Inserts

Part No.	Description
AAA251EL2	Hall Station ANSI Flame Insert, 122 mm High
AAA251EL1	Hall Station ANSI Flame Insert, 170 mm High



AAA251EL2



AAA251EL1

Tags, Tools, & Safety Equipment

Hydraulic Elevator Labels & Forms

Part No.	Description
AAA102ADR16	"CAUTION: Domed Car Top..."
AAA102ADR17	"CAUTION: Elevator Hydraulic Piping"
AAA102ADR2	"CAUTION: Keep Switch Closed Except During Maintenance, Repairs & Inspections"
AAA102ADR3	"CAUTION: Low Overhead Clearance..."
AAA102ADR1	"CAUTION: Stand to side of main line before operating switch."
AAA102ADR12	"DANGER: High Voltage. Authorized Personnel Only."
AAA102ADR5	"DANGER: Gain control of elevator before stepping on car top."
AAA102ADR6	"DANGER: Gain control of elevator before entering pit."
CAA104A17	Electric Shock Danger
CAA104A4	Hard Hat Required



AAA102ADR16



AAA102ADR17



AAA102ADR2



AAA102ADR3



AAA102ADR1



AAA102ADR12



AAA102ADR5



CAA104A17



AAA102ADR6




CAA104A4

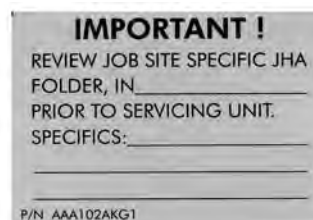
Tags, Tools, & Safety Equipment

Hydraulic Elevator Labels & Forms (continued):

Part No.	Description
CAA104A29	High Voltage Warning Label
AAA102AKG1	"IMPORTANT! Review Job Site Specific JHA Folder..."
CAA104A23	"Leave No Jumpers!"
QUALMODEL_TAG3	Machine Data Tag, Generic for Hydro
AAA102ZW1	Manual Lowering Valve
AAA102ACM2	Oil Level Magnet
CAA104A13	"Remember to Lock & Tag Out"
CAA102A10	Sheave/Sprocket Hazard
AAA298UQ1	Temperature Strip
AAA20390W1	Thermometer, hydro power unit tank 80 gallon
AAA20390W2	Thermometer, hydro power unit tank 140 gallon
AAA20390W3	Thermometer, hydro power unit tank 190 gallon
CAA104A3	Toe Guard Over Head Danger
AAA102ADR18	"WARNING: Parts of the control panel are not de-energized by this switch."
AAA102ADR19	"WARNING: Parts of the control panel are not de-energized by this switch. Disconnect ERU batteries before working on equipment."



CAA104A29



AAA102AKG1



CAA104A23



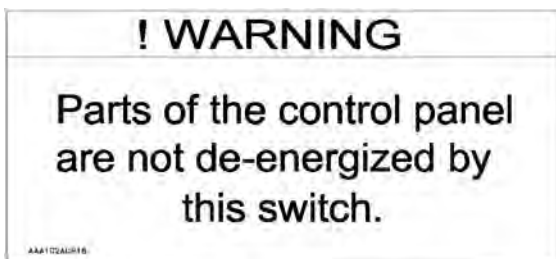
CAA104A13



CAA104A10



CAA104A3



AAA102ADR18



AAA102ADR19

Tags, Tools, & Safety Equipment

Traction Elevator Labels & Forms

Part No.	Description
AAA102ADR8	Brake Torque Setting
AAA102ADR1	"CAUTION: Stand to side of main line before operating switch."
AAA102ADR16	"CAUTION: Domed Car Top..."
AAA102ADR2	"CAUTION: Keep Switch Closed Except During Maintenance, Repairs & Inspections"
AAA102ADR3	"CAUTION: Low Overhead Clearance..."
AAA102ADR6	"DANGER: Gain control of elevator before entering pit."
AAA102ADR5	"DANGER: Gain control of elevator before stepping on car top."
AAA102ABY1	"DANGER: Side counterweight hazard."
AAA102ADR12	"DANGER: High Voltage. Authorized Personnel Only."

BEND & PEEL

BRAKE TORQUE SETTING

DATE: _____

MOTOR SHAFT TORQUE: _____ Num. Ft. Lbs.

SPRING LENGTH: _____ mm. Inches

4328 (7/99) (Ref. SS-10-6B)

AAA102ADR8



AAA102ADR1



AAA102ADR16



AAA102ADR2



AAA102ADR3




AAA102ADR6



AAA102ADR5



AAA102ABY1



AAA102ADR12

Traction Elevator Labels & Forms (continued):


Part No.	Description
CAA104A17	Electric Shock Danger
CAA104A4	Hard Hat Required
CAA104A29	High Voltage Warning Label
AAA102AKG1	"IMPORTANT! Review Job Site Specific JHA Folder..."
CAA104A23	"Leave No Jumpers!"
QUALMODEL_TAG	Machine Data Tag, Generic for Traction
CAA104A13	"Remember to Lock & Tag Out"
CAA104A10	Sheave/Sprocket Hazard
CAA104A3	Toe Guard Over Head Danger
CAA104A19	Unguarded Sheave Hazard
AAA102ADR4	"WARNING: Bottom counterweight runby..."
AAA102ADR18	"WARNING: Parts of the control panel are not de-energized by this switch."



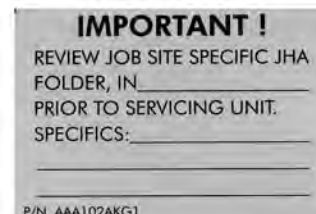
CAA102A17



CAA102A4



CAA102A29



AAA102AKG1



CAA104A23



CAA104A13



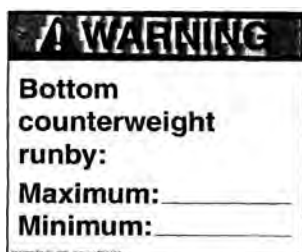
CAA104A10



CAA104A3



CAA104A19



AAA102ADR4



AAA102ADR18


Tags, Tools, & Safety Equipment

Signs

Part Number	Description
VP-846407	"DANGER Flammable", 7 x 10 in. For cabinet doors.
VP-846408	"Danger-Flammable", 10 x 14 in., Wall Mount
VP-846410	"No Smoking", 9 x 12 in., Vinyl
VP-846406	"Waste Storage Area", 10 x 14 in., Rigid Plastic

Tags

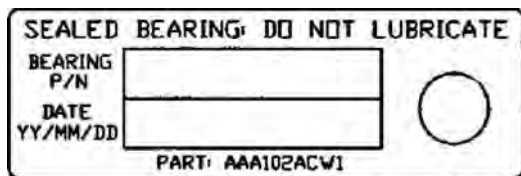
Part Number	Description
AAA102ACE2	Brake Torque Tag. For escalator machines.
AAA102ACE1	Safety Check Tag
AAA102ACW2	Sealed Bearing Tag
VP-897955	Test and Verify tag on Cable Tie. 5 in. long, Yellow, Nylon. Must order in multiples of 100.
AAA102AJV1	"WARNING: Unsafe, Do Not Use" 5 per package.



AAA102ACE2



AAA102ACE1



AAA102ACW2



VP-897955



AAA102AJV1

Tags, Tools, & Safety Equipment

Tags, Code Compliance Data

Part Number	Description
ABA102AKQ1	Electric/ Traction Elevator Code Compliance Data Tag 1996
ABA102AKQ3	Electric/ Traction Elevator Code Compliance Data Tag 2000
ABA102AKQ5	Escalator/ Moving Walk Code Compliance Data Tag 1996-2000
ABA102AKQ6	Escalator/ Moving Walk Code Compliance Data Tag 2000+
ABA102AKQ2	Hydraulic Elevator Code Compliance Data Tag 1996
ABA102AKQ4	Hydraulic Elevator Code Compliance Data Tag 2000

Code in effect at Original Installation: _____ Date of Alteration: _____
 Code in effect before Alteration: _____ Code in effect at time of Alteration: _____
 (underlined items have not been altered)

Alterations - General

If alteration is made to: _____ Then see Part XII Date _____

WHEN ANY ALTERATION IS MADE, THE ENTIRE ALTERATION MUST CONFORM TO ASME A17.1-1998 WITH ADDENDA. * TESTS AFTER ALTERATION MUST CONFORM WITH PART X. * WELDS WHERE SUPPORT IS INVOLVED 1200.4b & 1200.4c

Alterations in Hoistway or Pit

If alteration is made to: _____ Then see Part XII Date _____

HOISTWAY ENCLOSURE, OR ADDITION OF ELEVATOR TO HOISTWAY, OR HOISTWAY ELECTRICAL EQUIPMENT, WIRING, PIPES, OR DUCTS 1201.1
 LOCATION OR GUARDING OF COUNTERWEIGHT 1201.2
 PIT 1201.3
 CAR OR COUNTERWEIGHT RUNWAY OR CLEARANCES 1201.4
 CAR OR COUNTERWEIGHT HORIZONTAL CLEARANCES 1201.5
 HOISTWAY ENTRANCE DOORS 1201.6
 HOISTWAY DOOR LOCKS OR ACCESS SWITCHES 1201.7
 RAILS OR RAIL SUPPORTS 1201.8
 BUFFERS OR BUMPER 1201.9
 COUNTERWEIGHT 1201.10
 COUNTERWEIGHT GOVERNOR ROPE 1201.11
 TRAIL ROPE OF ELEVATOR 1201.12
 TERMINAL STOPPING DEVICE 1202.11

Alterations in Car

If alteration is made to: _____ Then see Part XII Date _____

IN CAR STOP SWITCH REMOVAL 1200.5b
 DOOR REOPENING DEVICE AS PART OF ALTERATION 1200.5d
 DOOR OR LEVER (NOT ON 1200.5e
 CAR OR COUNTERWEIGHT 1200.5f
 DEAD WEIGHT OF CAR (BY MORE THAN 5%) 1202.4b
 CAR ENCLOSURE (CAR), CAR DOORS OR GATES, OR CAR ILLUMINATION 1202.5
 CAR OR COUNTERWEIGHT SAFETIES 1202.6
 CAR CAPACITY, LOADING OR CLASSIFICATION 1202.8

Alterations in Machine Room

If alteration is made to: _____ Then see Part XII Date _____

MACHINE ROOM OR MEANS TO ACCESS TO MACHINE ROOM OR MACHINE ROOM DOORS 1201.2
 MACHINE ROOM ELECTRICAL EQUIPMENT, WIRING, PIPES OR DUCTS 1201.3
 MACHINERY OR SHEAVE BEAMS, SUPPORTS OR FOUNDATIONS 1201.5
 SPEED GOVERNORS OR GOVERNOR ROPES 1202.7
 DRIVING MACHINE OR MACHINE SHEAVE 1202.9
 RATED SPEED 1202.10
 COUNTERWEIGHT GOVERNOR CONTROL * 1202.11
 EMERGENCY STOP AND SIGNAL THE SAME TYPE AS ORIGINAL * 1202.12
 SUSPENSION ROPES AND THEIR CONNECTIONS (CHANGE FROM ORIGINAL) 1202.13

* Indicates minimum required alterations performed as part of controller modernization.
 Part Number ABA102AKQ1 (1998 Code for modernization products)
 REV 2004-05-05 P/N ABA102AKQ1

ABA102AKQ1

Tags, Periodic Test (Self-Debossing)

Part Number	Category	Description
CAA102K14	1	Periodic Tests for Electric Elevators A17.1 2001-2007
CAA102K15	5	Periodic Tests for Electric Elevators (Various Code Years)
CAA102K16	1	Periodic Tests for Hydraulic Elevators A17.1 2001-2007
CAA102K17	5	Periodic Tests for Hydraulic Elevators A17.1 2001-2007
CAA102K18	1	Periodic Tests for Escalators & Moving Walks A17.1 2001-2007
CAA102K19	5	Periodic Tests for Safeties, Oil Buffers & Flexible Hoses A17.1 2001-2007
CAA102K19	1	Periodic Tests for Electric Elevators A17.1 2010

Part Number	Code	Category	Description
CAA102K20	A17.1 2010	1	Test Tag, Electronic Elevator
CAA102K21	A17.1 2010	1	Test Tag, Hydraulic Elevator
CAA102K22	A17.1 2010	1	Test Tag, Esc. & Movin Walks
CAA102K23	A17.1 2013	5	Test Tag, Electronic Elevator
CAA102K24	A17.1 2013	1	Test Tag, Electronic Elevator
CAA102K25	A17.1 2013	1	Test Tag, Hydraulic Elevator
CAA102K26	A17.1 2013	1	Test Tag, Hydraulic Elevator

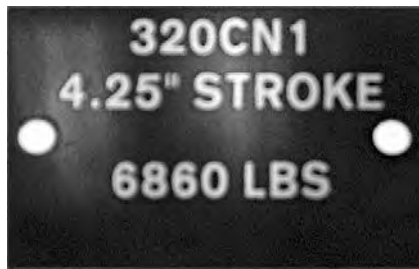
Tags, Tools, & Safety Equipment

Tags, Spring Buffer Data

Part Number	Line 1 Text	Line 2 Text	Line 3 Text
102DP2	320AV1	4.25" STROKE	6860 LBS
102DP3	320AV2	4.25" STROKE	10200 LBS
102DP4	320AV3	4.25" STROKE	15300 LBS
102DP9	2 SPRINGS, P/N 90ND5	4.25" STROKE	6860 LBS
102DP10	2 SPRINGS, P/N 90TD4	4.25" STROKE	10200 LBS
102DP13	2 SPRINGS, P/N 90GD12	4.25" STROKE	4950 LBS
102DP14	320CN1	4.25" STROKE	6860 LBS
102DP38	AAA90DU8	1.75" STROKE	11812 LBS
102DP45	90ZD3	108mm STROKE	10297 KG
102DP48	AAA90DU6	1.75" STROKE	15745 LBS



102DP13



102DP14


Warning Labels

Each Warning Label is pressure sensitive polyester film with a top coating and peel-off backing. Finished size is 4.5 in. (11.4 cm) high by 3.5 in. (8.9 cm) wide unless otherwise noted, black graphics on a fluorescent orange background.

Part Number	Description
CAA104A8	Cord Hazard
CAA104A12	Counterweight Hazard
CAA104A30	Counterweight Hazard in Pit
CAA104A17	Electric Shock Danger
CAA104A33	Electric Shock Danger (Same as CAA104A17 except measures 2.875 in. high x 2.250 in. wide)
CAA104A7	Electric Shock Hazard
CAA104A32	Electrical Shock Hazard (Same as CAA104A7 except measures 2.875 in. high x 2.250 in. wide)
CAA104A20	Escalator Crush Hazard
CAA104A5	Eye Protection Safety Glasses Required



CAA104A8
Cord Hazard



CAA104A12
Counterweight Hazard



CAA104A30
Counterweight Hazard
in Pit



CAA104A17
Electric Shock Danger



CAA104A33



CAA104A7
Electric Shock Hazard



CAA104A32



CAA104A20
Escalator Crush
Hazard



CAA104A5
Eye Protection: Safety
Glasses Required

Tags, Tools, & Safety Equipment

Part Number	Description
CAA104A18	Fan Blade Caution
CAA104A2	Foot Caution
CAA104A25	For Escalator Manual Crank Down
CAA104A24	For Escalator Manual Crank Up
CAA104A6	Full Face Shield Required
CAA104A1	Gear Hazard
CAA104A4	Hard Hat Required
CAA104A27	Hoistway Pit Door Int'l. Symbol
CAA104A31	Hydraulic Support Required When Working in Pit



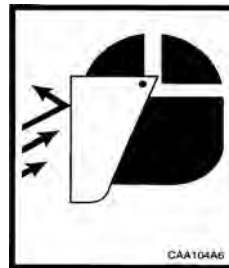
CAA104A18
Fan Blade Caution



CAA104A2
Foot Caution



CAA104A24 &
CAA104A25
For Escalator Manual
Crank Up & Down



CAA104A6
Full Face Shield
Required



CAA104A1
Gear Hazard



CAA104A4
Hard Hat Required



CAA104A27
Hoistway Pit Door
Int'l. Symbol



CAA104A31
Hydraulic Support
Required When
Working in Pit

Warning Labels (continued):

Part Number	Description
CAA104A26	Machine Room Door Int'l. Up/Down
CAA104A28	Moving Equipment Hazard in Hoistway
CAA104A21	Overhead Crush Hazard in Hoistway
CAA104A3	Pit Crush Hazard
CAA104A13	Remember: Lock & Tag Out
CAA104A23	Remove Jumpers
CAA104A15	Respirator Required
CAA104A16	Respirator Required



CAA104A26
Machine Room Door
Int'l. Up/Down



CAA104A28
Moving Equipment
Hazard in Hoistway



CAA104A21
Overhead Crush
Hazard
in Hoistway



CAA104A3
Pit Crush Hazard




CAA104A13
Remember: Lock &
Tag Out



CAA104A23
Remove Jumpers



CAA104A15
Respirator Required
Hazard



CAA104A16
Respirator Required

Tags, Tools, & Safety Equipment

Part Number	Description
CAA104A10	Sheave/Sprocket Hazard
CAA104A22	Top-of-Car Hazard
CAA104A9	Toxic Hazard Fumes
CAA104A11	Tripping Hazard
CAA104A19	Unguarded Sheave Hazard
CAA104A29	Voltage Indication Tag for Machine Room
CAA104A34	Voltage Indication Tag for Machine Room (Same as CAA104A29 except measures 2.875 in. high x 2.250 in. wide)



CAA104A10
Sheave/Sprocket
Hazard



CAA104A22
Top-of-Car Hazard



CAA104A9
Toxic Hazard Fumes



CAA104A11
Tripping Hazard



CAA104A19
Unguarded Sheave
Hazard



CAA104A29
Voltage Indication Tag
for Machine Room



CAA104A34

Miscellaneous

Part Number	Description
AAA180HE6	Diagram/Layout Holder, 18 x 24 inches
VP-811900	Marker, Black
VP-846445	Red Dot for Safety, 500 dots per box. For watches.

Tools

Electrical and Jumpers Electrical Guards

Part Number	Description
AAA21305U1	High Voltage Switch Guard Kit
AAA384ALA3	Electrical Guarding, Kydex-T, 0.06 in. Thick, 4 x 4 ft. Sheet
AAA384ALA4	Electrical Guarding, Kydex-T, 0.06 in. Thick, 4 x 8 ft. Sheet
AAA384ALA5	Electrical Guarding, Kydex-T, 0.125 in. Thick, 4 x 4 ft. Sheet
AAA384ALA6	Electrical Guarding, Kydex-T, 0.125 in. Thick, 4 x 8 ft. Sheet

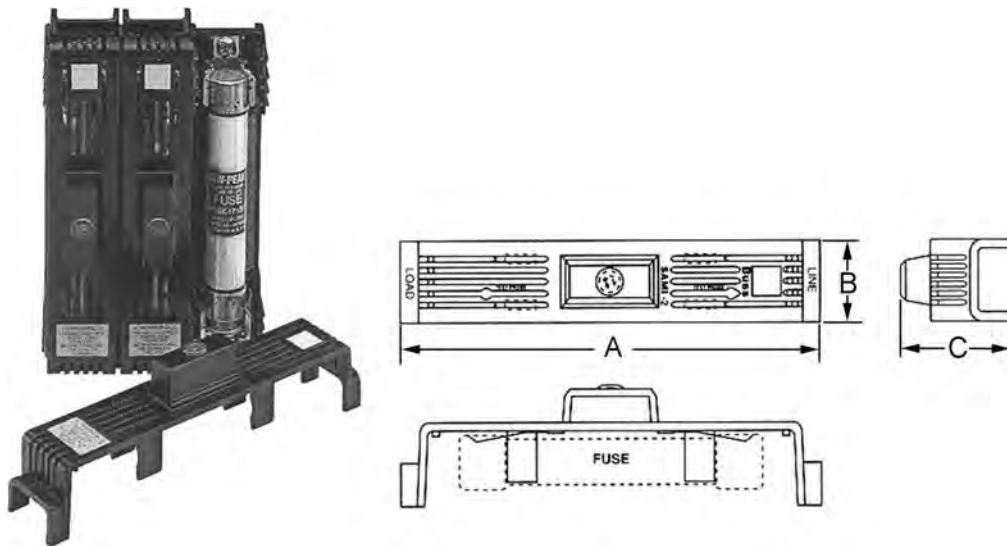


Examples of Guards Made From Kydex-T Sheets

Tags, Tools, & Safety Equipment

Fuse Covers

Part Number	Description	Rating	Fuse Class	Length 'A'	Width 'B'	Height 'C'
AAA346AYQ1	Fuse Cover	600 V 250 V	J RK, K5, H	5.02 in.	1.03 in.	1.94 in.
AAA346AYQ9	Fuse Cover	600 V 250 V	T RK, K5, H	3.82 in.	0.75 in.	1.72 in.

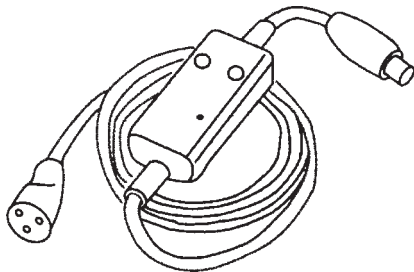


Fuse Cover (AAA346AYQ1 and AAA346AYQ9)

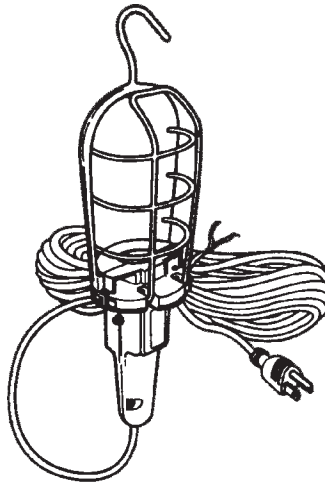
Tags, Tools, & Safety Equipment

GFCIs

Part Number	Description
VP-804600-2	Drop Light, Pivot Drop Light with Magnetic Base
VP-804616	Drop Light, Top-of-Car Inspection Light
VP-754205	Line Cord, Molded, 1-Plug GFCI with 18 in. Cord
VP-754210	Line Cord, Molded, 1-Plug GFCI with 6 ft. Cord
VP-754215	Line Cord, Molded, 3-Plug GFCI with 25 ft. Cord
VP-754220	Line Cord, Molded, 3-Plug GFCI with 50 ft. Cord
VP-754204	Plug, Molded, 1-Plug GFCI Outlet
MT-122093	Polarity Testing Device



Line Cord (VP-754205)



Drop Light
(VP-804616)

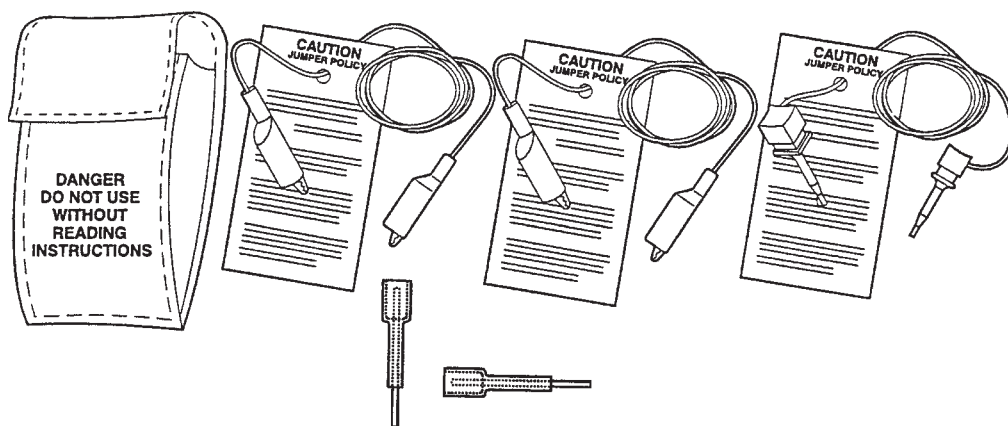


Drop Light
(VP-804600-2)

Tags, Tools, & Safety Equipment

Jumpers

Part Number	Description
MT-124028-2	Case (blue canvas)
MT-124027-6	Jumper Kit, Includes: Case, two of MT-124030-1 and one of MT-124030-2 Jumpers, one MT-124044-1, Terminal Lugs and Policy Cards
MT-124029-1	Jumper Policy Card, Yellow, Laminated, w/0.75 in. Hole
MT-124030-1	Jumper, Alligator w/Permanently Affixed Policy Card
MT-124030-2	Jumper, Spring w/Permanently Affixed Policy Card
MT-124044-1	Jumper. For Wago terminal blocks. Order policy card separately.




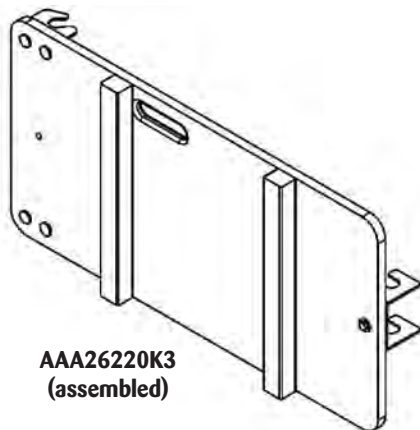
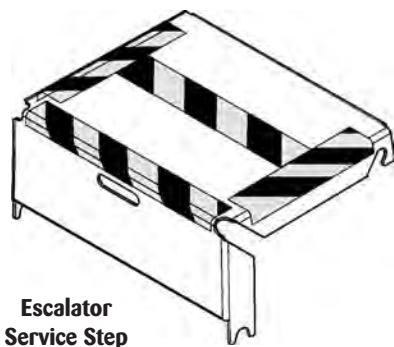
Standard Jumper Kit (MT-124027-6)



MT-124044-1

Escalator Tools

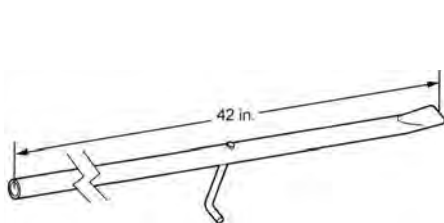
Part Number	Description
MT-110102	Comb Plate Feeler
GAA27000A1	Diagnostic/ Fault Reset Tool for NCE escalator
WZ5367	Escalator Handrail Hook, Long, Bottom
WZ5366	Escalator Handrail Hook, Long, Top
MT-110107	Escalator Handrail Hook, Short
AAA26200A2	Escalator Jog Circuit Kit
AAA26220K4	Escalator Service Board, 6-Board Set
AAA26220K9	Escalator Service Board, 6-Board Set, for NextStep®
AAA26220K6	Escalator Service Board, Bottom Bracket
AAA26220K10	Escalator Service Board, Bottom Bracket, for NextStep®
AAA26220K5	Escalator Service Board, Upgrade Kit
AAA26220K2	Escalator Service Board, w/Cleats
AAA26220K3	Escalator Service Board, w/Cleats and Bottom Bracket
AAA26220K8	Escalator Service Board, w/Cleats and Bottom Bracket, for NextStep®
AAA26220K7	Escalator Service Board, w/Cleats, for NextStep®
AAA26220K1	Escalator Service Board, w/o Cleats
AAA455AJ5	Escalator Service Step
AAA455AJ7	Escalator Service Step, for NextStep®



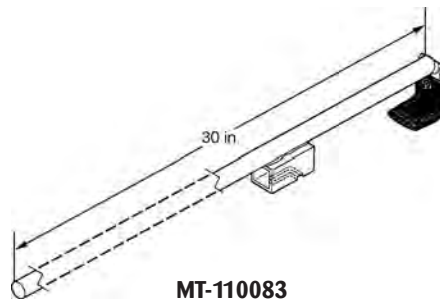
Escalator Service Boards

Tags, Tools, & Safety Equipment

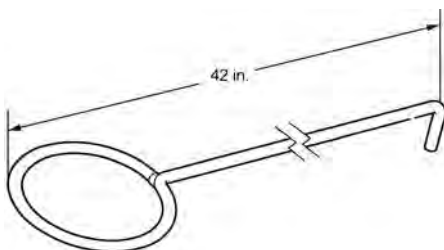
Part Number	Description
MT-102065-1	Latching Strap. For escalator step chain blocking, WLL 3,300 lbs.
GAA27BW1	Floorplate Lifter
MT-110084	Lifting Bar, for J Escalator and Escal-Aire® Lower Landing Floor Plates. This tool is designed for opening machine room floor plates. The floor plate lifting bar hook is inserted and rolled into the hole used for the mounting screw. It is then used to lift the lower landing floor access door floor plate.
MT-110083	Lifting Bar, for RB Escalator and Escal-Aire® Machine Room Doors. This tool is designed to provide additional leverage for opening machine room doors which are not counterbalanced and those which are sealed or stuck with dirt, wax, ice, detergents, etc. These doors are opened by loosening door hold-down screws and sliding the slotted angle of the lifting bar under one of the screw heads.
MT-110085	Lifting Hook, for J Escalator and Escal-Aire® Machine Room Doors. This tool is designed for opening machine room trap doors. The lifting hook is inserted and rolled into the hole used for the mounting screw. It is then used to lift the machine room trap door floor plate on J Escalator and Escal-Aire® models.
MT-114272	Nipper
MT-110082	Newel Bearing replacement tool
314E9	Socket, Escalator Machine Torque (14VEC, 17VEC)
9704CB1	Step Chain Assembly Tool
MT-110100	Step Gauge, Escalator
MT-110004-1	Step Pin Lifter
MT-110004-2	Step Pin Lifting tool set



MT-110084



MT-110083



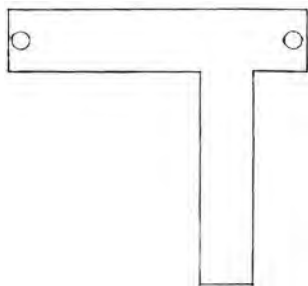
MT-110085



MT-114272

Keys and Door Wedge

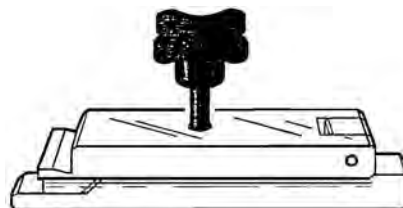
Part Number	Description
MT-117020	Door Buck Square
MT-114390-5	Door Wedge Tool. For sliding doors with metal fire tabs at leading edge of door, fire tabs extending into sill slot, or extra deep sill slots.
MT-114390-9	Door Wedge Tool. For standard sliding doors. Sill slot must be 7/16 in. wide.
MT-114390-10	Door Wedge Tool. For swing doors up to 2-9/16 in. thick.
MT-117001	Entrance Tool Kit. For pass and bi-parting freight doors.
AAA194AZ1	Key, Flexible Shafted, 2-Knuckle, w/Pamphlet
AAA194AZ6	Key, Flexible Shafted, 3-Knuckle, w/Pamphlet. For thick or NG doors.
MT-117023	Template, Mounting. For 6940 interlocks.



MT-117020



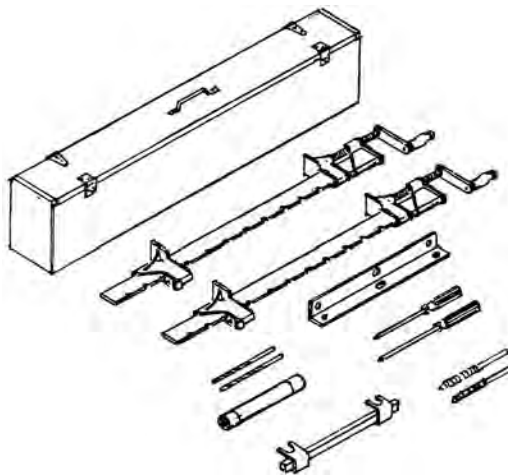
MT-114390-5



MT-114390-9

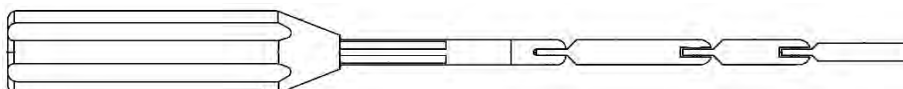


MT-114390-10



MT-117001


Contains MT-117002 through MT-117009



AAA194AZ6

Lockout Devices

Part Number	Description
	Lockout Cleats
MT-124026-5	Used with the 277 volt “No Hole” breaker lockouts. Assure positive lockout for those hard to lock out long sliding switch throws and switches with large angular rotation commonly found with some Westinghouse, ITE, Square D and Federal Pacific circuit breakers. Snap on and off feature allows for use only when needed.
	Lockout Cleats
MT-124026-6	Used with the 480/600 volt “No Hole” breaker lockouts. Assure positive lockout for those hard to lock out long sliding switch throws and switches with large angular rotation commonly found with some Westinghouse, ITE, Square D and Federal Pacific circuit breakers. Snap on and off feature allows for use only when needed.
	Lockout Device, Hasp
MT-124026-1	Specifically designed for locking out power sources such as disconnects, switches and panel boxes. Double interlocking hasp of tempered steel with patented inter-locking tabs for extra security. Hasps are bright zinc plated and riveted construction. Six-hole locking bodies coated with red vinyl plastic. Holes will accept up to 5/16 in. (0.8 cm) diameter shackles.
	Lockout Device, Hasp
MT-124026-7	Without interlocking tabs. Use on MRVF battery circuit breakers.



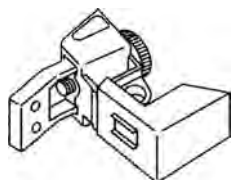
MT-124026-5
MT-124026-6



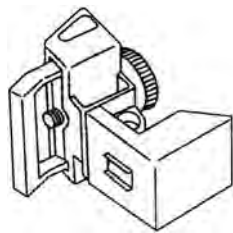
MT-124026-1

Lockout Devices (continued):


Part Number	Description
	Lockout Device, No Hole Circuit Breaker
MT-124026-2	Will lock out all single pole circuit breakers (except Square D, QO style breakers). Enhanced to lock out most Federal pacific breakers. Easy to install providing secure locking protection. Accepts up to 9/32 in. (0.71 cm) shackle diameter lock. Fits wider and thicker switch tongues: 277-volt device. 0.65 in. (1.65 cm) wide by 0.46 in. (1.17 cm) thick.
	Lockout Device, No Hole Circuit Breaker
MT-124026-3	Will lock out all single pole circuit breakers (except Square D, QO style breakers). Enhanced to lockout most Federal Pacific breakers. Easy to install providing secure locking protection. Accepts up to 9/32 in. (0.71 cm) shackle diameter lock. Fits wider and thicker switch tongues: 480/600 volt device. 1.6 in. (4.06 cm) wide by 0.55 in. (1.40 cm) thick.
MT-124026-4	Lockout Device, Wall Switch Easy to install device can be used with most wall mounted switches. Can be used to lock switch in either on or off position. Install using existing screws.
MT-124026-8	Multiple Lockout Device



MT-124026-2



MT-124026-3



MT-124026-4



MT-124026-8

Tags, Tools, & Safety Equipment

Meters

Part Number	Description	IEC 1010-1 Rating
MT-122067-10	FLUKE Alligator Clips - AC72	CAT III 1000 V CAT IV 600 V
MT-122067-2	FLUKE TL20 Test Leads, With Case	CAT III 1000 V
MT-122067-3	FLUKE TL20 Test Leads, Without Case	CAT III 1000 V
MT-122094	FLUKE 80TK Temperature Probe	
MT-122066-2	FLUKE 87-III	CAT III 1000 V CAT IV 600 V
MT-122066-10	FLUKE 110	CAT III 600 V
MT-122097-2	FLUKE 123 Scope	CAT III 600 V
MT-122066-11	FLUKE 177	CAT III 1000 V CAT IV 600 V
MT-122001-3	FLUKE 336, Amprobe AC/DC Amp Meter, Clamp-On	CAT III 600 V
MT-122066-12	FLUKE TPAK Meter Hanging Kit	
MT-122091	Megger, 500 Volt	
MT-122102-1	SafeTach™ Meter	
MT-122102-2	SafeTach™ Meter (metric equivalent)	
MT-122102-3	SafeTach™ Remote Starter	



FLUKE 87-III (MT-122066-2)



FLUKE 110 (MT-122066-10)



FLUKE 177 (MT-122066-11)



SafeTach™ Meter
(MT-122102-1 or MT-122102-2)



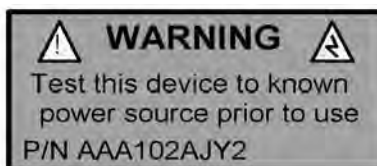
SafeTach™ Remote Starter
(MT-122102-3)

Meter Accessories

Part Number	Description
VP-704150	Batteries, 1.5 V. Two needed for MT-122099-2.
AAA102AJY2	Label, Test Meter Warning Label. Used w/MT-122099-2.
MT-122099-2	Voltage Probe, Live Wire® w/Self-Testing Circuitry



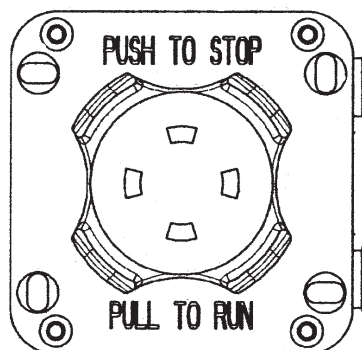
Voltage Probe (MT-122099-2)



Warning Label (AAA102AJY2)
 All meters must display this label.
 Meters supplied by OSC are shipped with label applied.

Stop Switches

Part Number	Description
AAA22800H401-KIT	Pit Emergency Stop Switch
MBA24831A001	Top-of-Car Inspection Box



AAA22800H401-KIT



MBA24831A001

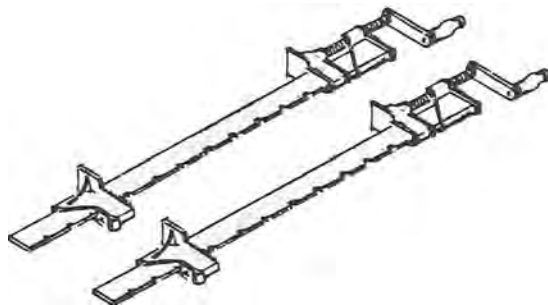
Tags, Tools, & Safety Equipment

Tachometers

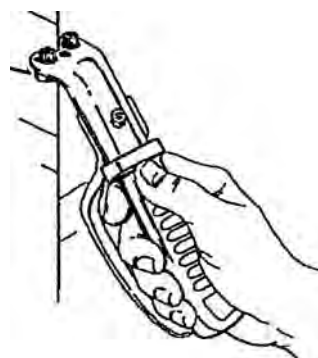
Part Number	Description
MT-122062-1	Tachometer, Digital Handheld Device
MT-122062-2	12-in. Wheel. For Deumo/Sticht analog tachometer.
MT-122062-3	6-in. Wheel. For Jaquet tachometer model #2200.
MT-122062-4	12-in. Wheel. For Jaquet tachometer.
MT-122062-5	6-in. Wheel. For Standco tachometer.
MT-122062-6	12-in. Wheel. For Standco tachometer.

Miscellaneous Tools

Part Number	Description
MT-115036	Amp Wire Insertion Tool, Manual T-Handle, 100 Pin Centers
MT-115037	Amp Wire Insertion Tool, Manual T-Handle, 156 Pin Centers
MT-117002	Adjustable Bar Clamp. For pass and bi-parting freight doors.
AAA54G2	Anchor, Concrete, 1/4-20 X 1 in. With setting tool. Box of 100.
AAA299AMN1	Bar, Aluminum, 1/8 in. x 2 in. x 48 in., Pre-Drilled. For counterweight screening.
MT-105034-12	Battery, 12 V Rechargeable. For grease gun kit MT-105034-11.
MT-105060-2	Blade, Replacement. For commutator slot scraper tool MT-105060-1.
MT-105052-1	Blades, Replacement. For deburring tool MT-105052.
MT-105065-2	Blades, Replacement. For self-retracting utility knife MT-105065-1. 5 pack.
AAA316GJD1	Bracket. For hydraulic pipe stands.
MT-105034-13	Charger, 1-Hour. For grease gun MT-105034-11.
MT-105046	Cutting Tool, Air Cord
MT-105052	Deburring Tool
MT-101003	Dolly, Escalator Truss, 30 x 48 in. Frame



MT-117002




MT-105052

Miscellaneous Tools (continued):

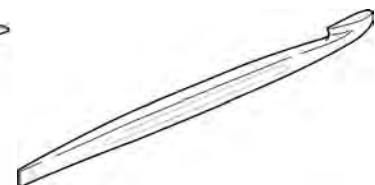
Part Number	Description
MT-122027	Door Pressure Gauge
MT-105059-1	Ethernet Tool Kit, CAT6e
VP-800226	Flashlight, LED
MT-105042	Front Entry Operating Tool, 5-Pole
MT-105043	Fuse Puller
MT-105034-11	Grease Gun Kit
MT-105047-1	Handle. For flexible shafted nut driver.
AAA339NF1	Hitch Pin, for 1/8–3/16 in. Shaft
AAA339NF2	Hitch Pin, for 3/16–5/16 in. Shaft
AAA339NF5	Hitch Pin, for 3/8 in. Shaft
AAA339NF4	Hitch Pin, for 5/8–7/8 in. Shaft
MT-105045-1	Insertion Tool, Insulated WAGO Block
AAA172SW15	Key Ring, Split, 1.375 in. diameter. Box of 100.
AAA172SW11	Key Ring, Split, 3/4 in. diameter. Box of 100.
MT-105037	LAMBDA Bushing Tool
MT-105062-1	Magnifier, 2 in. x 2 in., Lighted, 2x Power
MT-105063-2	Mirror, Large Inspection, 360-degree adjustment
MT-105063-1	Mirror, Small Inspection, with Pocket Clip, 360-degree adjustment
MT-105047-6	Nut Driver, Flexible Shafted Kit. Includes handle (MT-105047-1 and four shafts (MT-105047-2–5).
MT-116005	Orange Stick, Spudger Type. For probing wires and blocking relays.
MT-116001	Orange Stick, Wooden



MT-105034-11
(includes charger MT-105034-13)



MT-116001

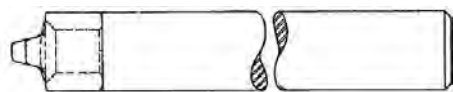


MT-116005

Tags, Tools, & Safety Equipment

Miscellaneous Tools (continued):

Part Number	Description
MT-105064-1	Pick/Probe Set. For Seal and O-Ring Removal
MT-104011	Pouch, Breakaway. For flashlight.
MT-101007	Pry Dolly, with 5 ft. Leverage Handle (Johnson Bar)
MT-101008	Pry Dolly, with 6 ft. Leverage Handle (Johnson Bar)
MT-101009	Pry Dolly, with 7 ft. Leverage Handle (Johnson Bar)
27H1	Riveting Tool for Key Escutcheon Plates
MT-102057-5	Rope-Tensioning Device (7/16 in. to 9/16 in.)
MT-102057-6	Rope-Tensioning Device (5/8 in. to 13/16 in.)
MT-105066-1	Scope, Inspection, ProVision 300
MT-105060-1	Scraper Tool, Commutator Slot, Adjustable
MT-133010-1	Screw Jack. For governor tension sheave support.
MT-105057-1	Screwdriver / Pry Bar, 12 in.
MT-105057-2	Screwdriver / Pry Bar, 18 in.
MT-105041	Screwdriver, Short Angled
MT-105024	Screwdriver, Tamper-Proof
MT-105049	Screwdriver, WAGO. For E401 Terminal blocks.
COMM210-722	Screwdriver Set, Insulated. For WAGO terminals.
MT-105047-3	Shaft, Flexible, 11/32 in. For flexible shafted nut driver
MT-105047-4	Shaft, Flexible, 11/32 in., Deep For flexible shafted nut driver
MT-105047-5	Shaft, Flexible, 3/8 in. For flexible shafted nut driver
MT-105047-2	Shaft, Flexible, 5/16 in For flexible shafted nut driver
MT-105040	Side Entry Operating Tool
MT-117024	Sill Leveling Device
MT-117026-3	Socket, 15/16 Drive, 7 in. Long. For adjustment of rod and chain assembly pass vertical biparting doors.
MT-117007	Socket, Extra Deep, 1/2 in. drive, 1 in. opening, 6 in. long
AAA137BF1	Spacer, Foam, OD = 3.125 in.,; Thickness = 0.5 in.,; Length = 6 ft. For working with pipe stands.
AAA137BF2	Spacer, Foam, OD = 3.625 in.,; Thickness = 0.75 in.,; Length = 6 ft. For working with pipe stands.



27H1

Part Number	Description
91E1	Spring, Extension. For counterweight side screening
MT-105059-3	Stripping Blade. For Ethernet Tool Kit MT-105059-1
AAA102ACS2	Tape, Caution, Yellow/Black Vinyl, 36 yard roll
MT-114389	Toe Guard Removal Tool
27H1	Tool, Riveting. For Key Escutchen Plates
MT-117010	Track Rail Straightening Tool
MT-105065-1	Utility Knife, Self-Retracting
MT-117006	Wrench, Offset. For chain rod adjustment on by-pass freight doors.
61619	Wrench, T-Handle. For wedge clamp safety reset.



Utility Knife (MT-105065-1)

Notes