



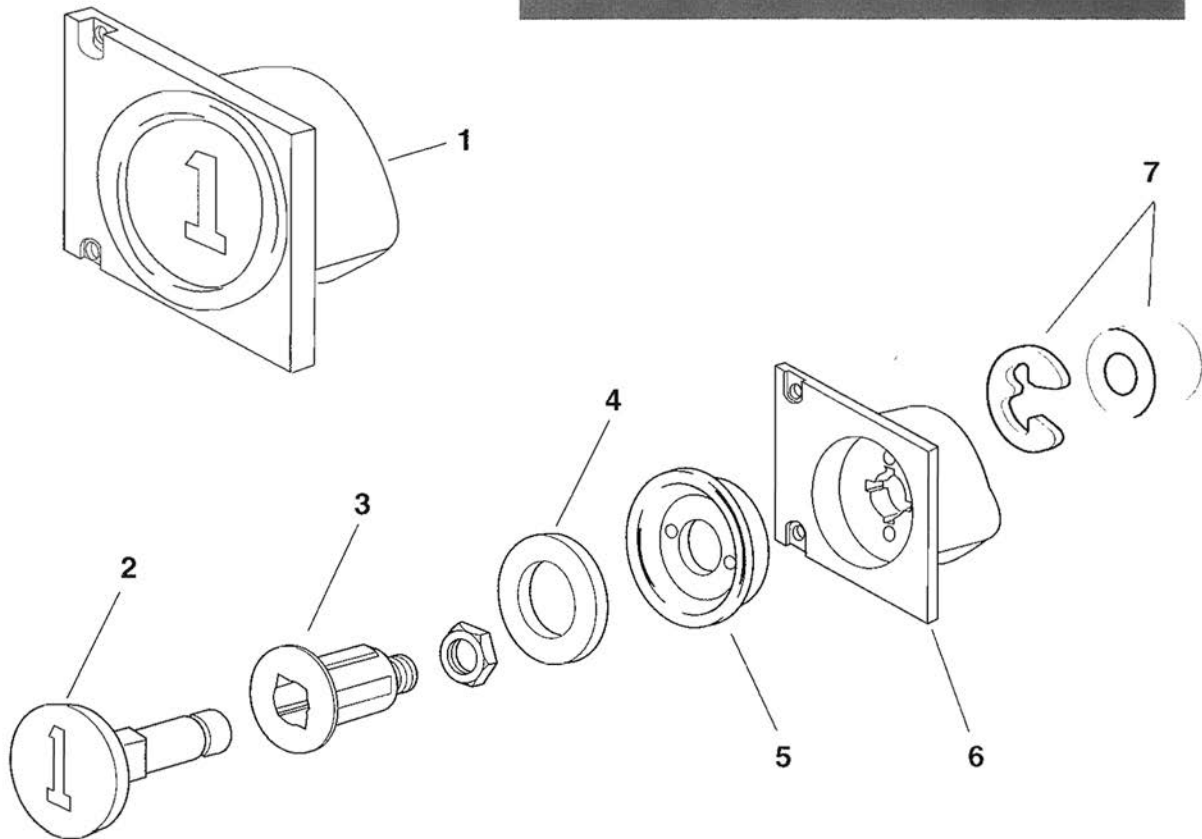
Fixtures—General

Table of Contents

Illuminated Button, A7069A.....	2
Button Assembly 7069Y.....	3
Button Targets.....	4
Jewels.....	5
Pushbutton Contact Assemblies.....	6
Car Operating Panel Spare Parts (Advanced Fixture Type)	7
Button Modules (7069AF Type)	8
Jewel Module Components (7069AG Type)	15
Jewel Module Assys - (7069AG Type)	16
Toggle Stop Switch Module	21
Emergency Stop Switches - Push/Pull & Keyed	22
Keyswitch Picture Index.....	24
Keyswitch Modules (7069AH Type)	27
Key Operated Contact Switch - Yale Type Keys	32
Hall Lantern Assembly (Advanced - Pan Type F-Plate)	35
Combo Lantern Position Indicator (Advanced - Pan Type F-Plate)	36
Hall Lantern Spare Parts (6646EG).....	37
Hall Position Indicator (6646EF).....	38
Hall Panel (Type 7069A)	39
Faceplates (For Lanterns, Jewels, Button & Keyswitch Stations)	40
Telephone Cabinet.....	42
Handsoff Telephone.....	43
Emergency Key Box Spare Parts.....	44
Misc. Keys & Locks.....	45
Graphic Inserts for Advanced Fixtures.....	46
In-Car Lanterns - (A6463T, W Types).....	53

Fixtures-General

Type A7069A Illuminated Button

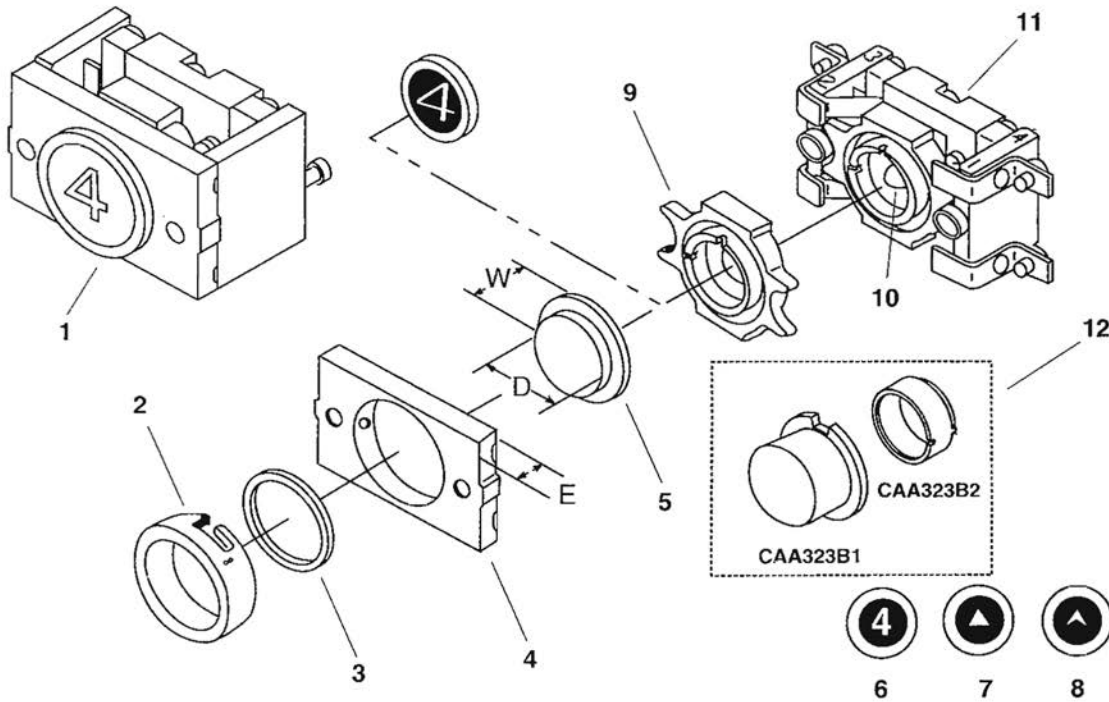


Ref. No.	Part No.	Descriptions
1.	A7069A1-*	Complete button assembly
2.	323BP1-*	Button
3.	RX385KC1-72DF1	Guide
4.	127VB107	Washer
5.	306JG2	Base
6.	306JK1	Base
7.	2700AEA2	Kit, retrofit, components to make button ADA (Americans w/Disabilities Act) compliant.



* When ordering button or button assembly, indicate button marking following the dash (-). e.g. A7069A1-CLOSE DOOR.

Type 7069Y Button Assembly

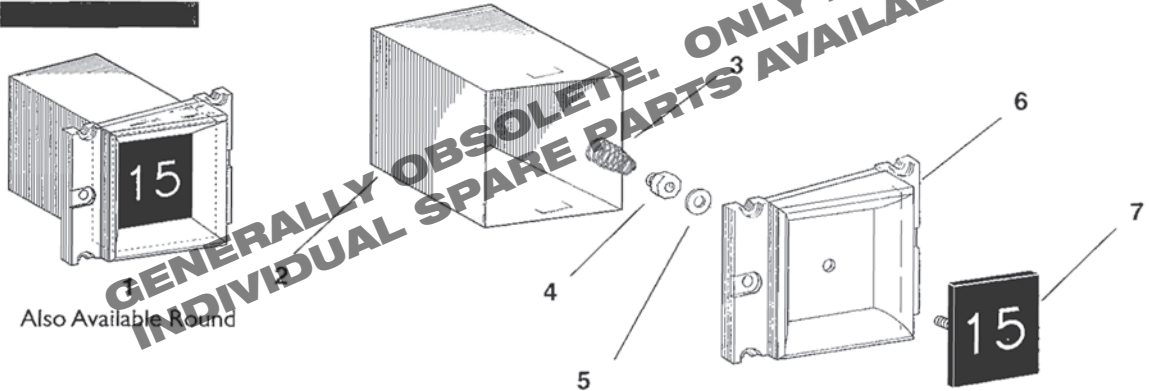


Ref. No.	Part No.	Descriptions
1.	7069Y	Complete button assembly - specify marking
2.	306MK1	Base (light ring)
3.	462GR1	Spacer
4.	386BNM1	Plate E= 0.28"
5.	323CK1	Button D=1.0" W= 0.38"
6.	250C1	Insert, marked: as specified
7.	250C2	Insert, equilateral arrow
8.	250C3	Insert, fantail arrow
9.	306 MM1	Base
10.	424G1	Lamp, incandescent, 120V
	424G2	Lamp, incandescent, 24V
	424G3	Lamp, incandescent, 28V
	424G4	Lamp, incandescent, 35V
	424G5	Lamp, incandescent, 12V
11.	177BS1	Switch
12.	2700AEA1	Kit, Americans w/Disabilities Act type 7069Y button retrofit. Note: discard button P/N, 323CK1, when using this kit.
	232FN73	Resistor, 1000 Ohm (w/hydraulic model)
	VP-802105	Neon lamp



Fixtures-General

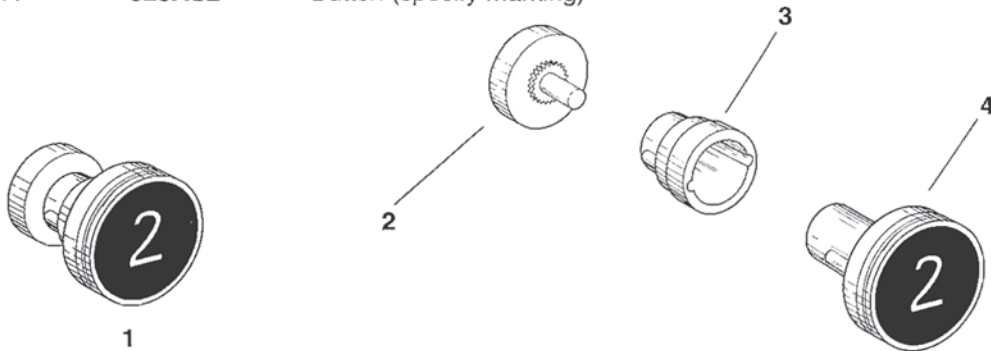
Buttons



Also Available Round

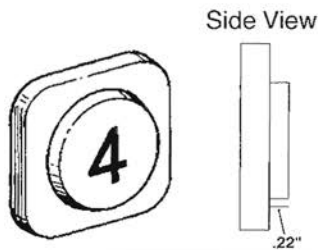
Ref. No.	Part No.	Descriptions
----------	----------	--------------

- | | | |
|----|---------|----------------------------------------------------|
| 1. | B6985E1 | Complete electronic touch button (specify marking) |
| 2. | 278AN1 | Shield |
| 3. | 90WE14 | Spring, compression |
| 4. | 72CG1 | Nut, 5/40 tap, brass |
| 5. | 130R8 | Washer, spring |
| 6. | B306GC2 | Base, button |
| 7. | 323AS2 | Button (specify marking) |

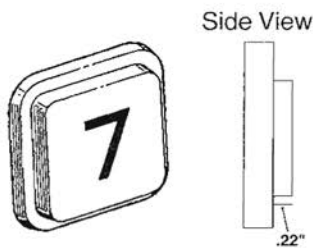


Ref. No.	Part No.	Descriptions
----------	----------	--------------

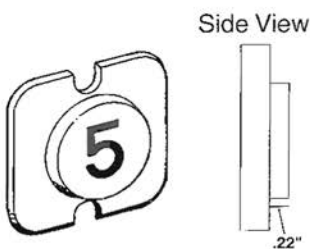
- | | | |
|----|---------|------------------------------------------------------------------------------------|
| 1. | A323BD2 | Complete button assembly using A323BD1 button (specify marking) |
| | A323BD7 | Complete button assembly using A323BD6 button (specify marking) |
| 2. | A323AF3 | Button, actuator |
| 3. | A385AV1 | Guide |
| 4. | A323BD6 | 1.0" O.D., red lexan button with white hot stamp. Available in standard markings |
| | A323BD1 | 1.0" O.D., black lexan button with white hot stamp. Available in standard markings |



Part No.	Descriptions
1-499AA1	1-1/8" X 1-1/8", translucent white jewel with standard black hot stamp. Available in standard markings
2700CH17	Emergency jewel kit for adding red "EMERG" jewel and light to existing car operating panel in field



Part No.	Descriptions
499AD1	1-9/16" X 1-9/16", translucent white jewel with standard black hot stamp. Available in standard markings



Part No.	Descriptions
499AE1	1.60" X 1.60", translucent white jewel with standard black hot stamp. Available in standard markings

Jewels



Part No.	Descriptions
499AA1	1.0" O.D., aluminum
Available markings:	
	<ul style="list-style-type: none"> • EMERGENCY SERVICE • IN USE



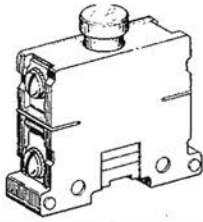
Part No.	Descriptions
499D1	1.170" O.D., black glass with white letters
499C1-SV	1.170" O.D., black glass, blank



Part No.	Descriptions
Type 499Z	Moulded jewels with raised markings.
Available in:	<ul style="list-style-type: none"> • Red, green, amber and white • 13/16", 7/8", 1-1/4" and 1-5/8" • Standard markings
VP-796000	Jewel resin epoxy kit, for engraved faceplates with cold poured jewels

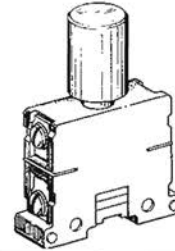
Fixtures-General

Pushbuttons



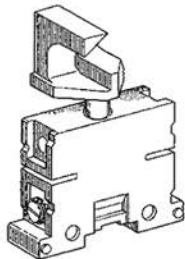
Part No.	Descriptions
----------	--------------

- | | |
|----------|-----------------------------------------------|
| 7035A101 | Push button unit, S.M. unit, 1/2" O.D. button |
| 7035A102 | Push button unit, D.M. unit, 1/2" O.D. button |
| 7035A116 | Single Breaking Unit |



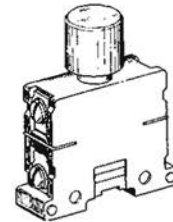
Part No.	Descriptions
----------	--------------

- | | |
|----------|-----------------------------------------------|
| 7035A104 | Push button unit, S.M. unit, 3/4" O.D. button |
| 7035A105 | Push button unit, D.M. unit, 3/4" O.D. button |



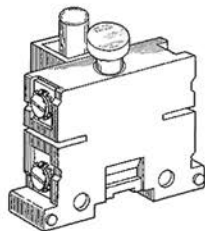
Part No.	Descriptions
----------	--------------

- | | |
|----------|-----------------------------|
| 7035A106 | Push button unit, S.M. unit |
|----------|-----------------------------|



Part No.	Descriptions
----------	--------------

- | | |
|----------|--------------------------------------------------------------|
| 7035A107 | Push button unit, S.M. unit, 3/4" O.D. x 0.618" thick button |
| 7035A108 | Push button unit, S.M. unit, 3/4" O.D. x 0.336" thick button |

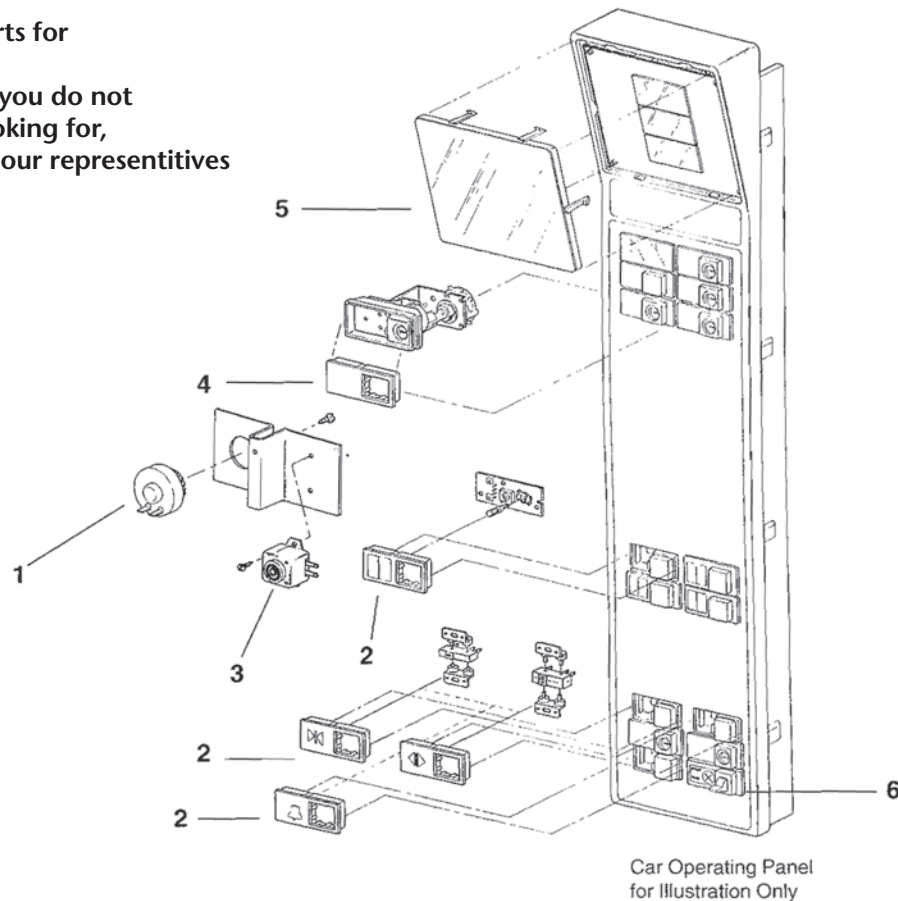


Part No.	Descriptions
----------	--------------

- | | |
|----------|----------------------------------------------------------------------|
| 7035A111 | Push button unit, S.M. unit, 1/2" O.D. illuminated button |
| 7035A112 | Push button unit, S.M. unit, 1/2" O.D. illuminated button w/resistor |
| 7035A113 | Same as 7035A111 except lead to terminal 4 |

Car Operating Panel Spare Parts

OSC offers spare parts for different OTIS® car operating panels. If you do not see what you are looking for, call OSC and one of our representatives will assist you

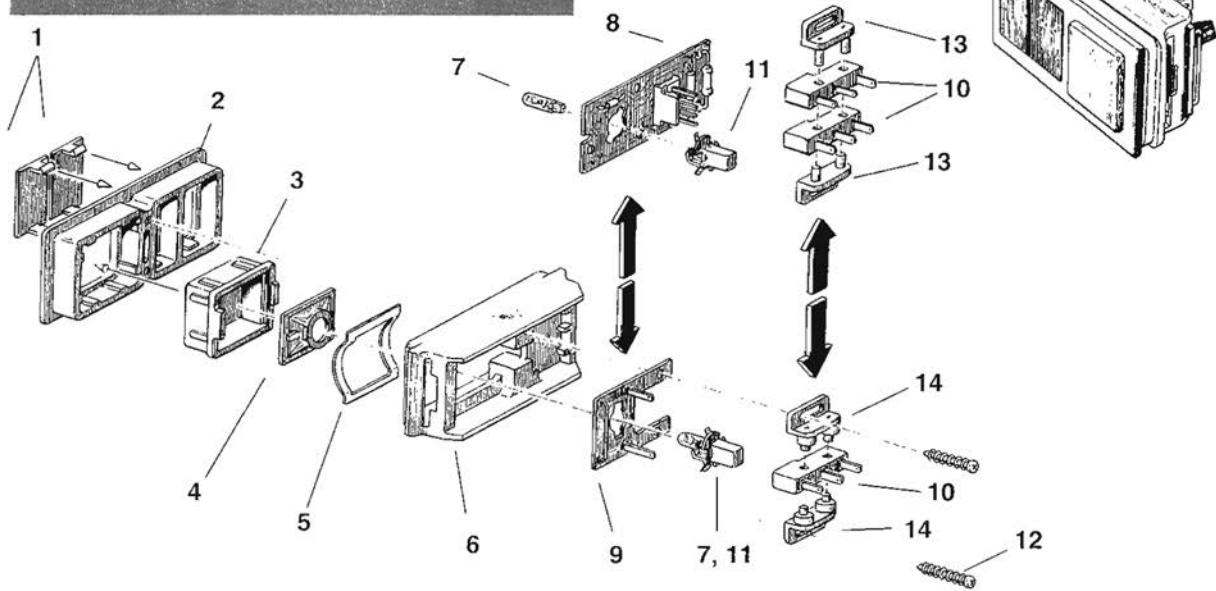


Replacement Parts:

Ref. No.	Part No.	Descriptions
1.	6219H1	Audible signal device, floor passing tone
2.	Type 7069AF	Button modules, <i>See Details Inside</i> ▶▶
3.	6219F1	Buzzer, SES phase 1
4.	Type 7069AH	Keyswitch modules, <i>See Details Inside</i> ▶▶
5.	443CH1	Lens, green, 8.28" X 8.60"
	443CH2	Lens, red
	443CA1	Lens, Green – 11.4" x 8.6"
	443CA2	Lens, Red – 11.4" x 8.6"
6.	7069AK1	Toggleswitch, emergency stop <i>See Details Inside</i> ▶▶

Fixtures-General

Type 7069AF Button Module



See following page for complete module >>>

Ref. No.	Part No.	Descriptions
----------	----------	--------------

1.	250D_ AAA250GI_	Graphic insert, indicate marking ADA compliant insert w/braille, indicate marking
2.	396LB1 B396PB1	Solid Black Plastic Chicklet - BLANK Plastic chicklet
3.	AAA396MZ1-BLK	Metal vandal resistant chicklet - BLANK
3.	323DA1,2,3,4,5	Target - white, green, yellow, red* wh.-ADA
4.	278EA1	Reflector
5.	94FA1	Reflector spring
6.	396VB1, 2, 3	Housing - black, clear, white
7.	424R1	28V - Incandescent lamp
7.	424R2	14V - Incandescent lamp
7.	AAA00625AAA003	Orange - Incandescent lamp**
8.	8200KA1	PC Board with 1 lamp (28V _ incandescent) w/Jumper
8.	8200KA2	PC Board with 1 lamp (28V _ incandescent)
8.	8200KA3	PC Board with 1 lamp (Orange L.E.D.) w/Jumper
8.	8200KA4	PC Board with 1 lamp (Orange L.E.D.)
9.	8200AL1	PC Board with 1 lamp (28V _ incandescent with 560 Ohm resistor)
9.	8200AL2	PC Board with 1 lamp (28V _ incandescent with 0 Ohm resistor)
9.	8200AL3	PC Board with 1 neon lamp
9.	8200AL4	PC Board with 1 lamp (14V _ incandescent with 0 Ohm resistor)
10.	177DA1	Microswitch
11.	467AT1	Lamp socket
12.	124CY2	1/2" long thread-forming pan head screw
12.	124CY4	3/4" long thread-forming pan head screw
13.	180DA1	Switch holder - double switch
14.	180DA2	Switch holder - single switch



* For California code order 323DA5-9
**Other colors available

Type 7069AF Button Modules

7069AF1-BLANK

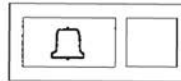
FLOOR BUTTON KIT
CONSISTING OF:
CHICKLET,
SCREWS,
BLANK INSERTS,
SPRING, TARGET



7069AF7

ALARM
EXCEPT CALIF.

TARGET - 323DA3
MOUNTING PLATE - 1,0/.040 THK.
DOUBLE POLE MICROSWITCH
INSERT - 250E5



7069AF39

FLOOR BUTTON
SINGLE DIGIT
(NAO - MRS, LRV)
EXCEPT CALIF.

TARGET - 323DA1
MOUNTING PLATE - 1,0/.040 THK.
SINGLE POLE MICROSWITCH
PC BOARD - 8200AL3
INSERT - SPECIFY



7069AF3

DOOR OPEN
(NAO 401)
EXCEPT CALIF.

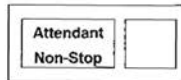
TARGET - 323DA2
MOUNTING PLATE - 1,0/.040 THK.
DOUBLE POLE MICROSWITCH
INSERT - 250E1



7069AF8

ATTENDANT
(NAO - 401, MRS)
EXCEPT CALIF.

TARGET - 323DA1
MOUNTING PLATE - 1,0/.040 THK.
SINGLE POLE MICROSWITCH
INSERT - 250E6



7069AF40

FLOOR BUTTON
DOUBLE DIGIT
(NAO - MRS, LRV)

TARGET - 323DA1
MOUNTING PLATE - 1,0/.040 THK.
SINGLE POLE MICROSWITCH
PC BOARD - 8200AL3
INSERT - SPECIFY



7069AF4

DOOR CLOSE
(NAO - 401, LRV)
EXCEPT CALIF.

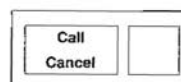
TARGET - 323DA2
MOUNTING PLATE - 1,0/.040 THK.
SWITCH - SINGLE POLE MICROSWITCH
INSERT - 250E2



7069AF9

CALL CANCEL
EXCEPT CALIF.

TARGET - 323DA1
MOUNTING PLATE - 1,0/.040 THK.
SINGLE POLE MICROSWITCH
INSERT - 250E9



7069AF41

DOOR OPEN
(NAO - MRS, LRV)
EXCEPT CALIF.


TARGET - 323DA2
MOUNTING PLATE - 1,0/.040 THK.
SINGLE POLE MICROSWITCH
INSERT - 250E1



7069AF5

REAR DOOR OPEN
(NAO - 401)
(MRQ)
CANADA ONLY

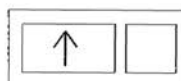
TARGET - 323DA2
MOUNTING PLATE - 1,0/.040 THK.
DOUBLE POLE MICROSWITCH
INSERT - 250E3



7069AF11

HALL UP (MRQ)
(ELEVONIC 401)
EXCEPT CALIF.

TARGET - 323DA1
MOUNTING PLATE - 1,0/.040 THK.
PC BOARD - 8200KA1
INSERT - 250E25



7069AF42

DOOR CLOSE
(NAO - MRS)
EXCEPT CALIF.

TARGET - 323DA2
MOUNTING PLATE - 1,0/.040 THK.
DOUBLE POLE MICROSWITCH
INSERT - 250E2



7069AF6

REAR DOOR
CLOSE
(NAO - 401)
(MRQ)
CANADA ONLY

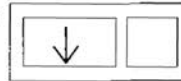
TARGET - 323DA2
MOUNTING PLATE - 1,0/.040 THK.
SINGLE POLE MICROSWITCH
INSERT - 250E4



7069AF12

HALL DOWN (MRQ)
(ELEVONIC 401)
EXCEPT CALIF.

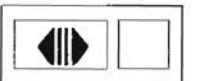
TARGET - 323DA1
MOUNTING PLATE - 1,0/.040 THK.
PC BOARD - 8200KA1
INSERT - 250E26



7069AF43

REAR DOOR
OPEN
(MRS)
CANADA ONLY

TARGET - 323DA2
MOUNTING PLATE - 1,0/.040 THK.
SINGLE POLE MICROSWITCH
INSERT - 250E3



Fixtures-General

Type 7069AF Button Modules

7069AF44

**REAR DOOR
CLOSE
(MRS)
CANADA ONLY**



TARGET - 323DA2
MOUNTING PLATE - 1,0/.040 THK.
DOUBLE POLE MICROSWITCH
INSERT - 250E4

7069AF49

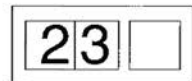
**FLOOR BUTTON
SINGLE DIGIT
(VF)**



TARGET - 323DA1
MOUNTING PLATE - 1,0/.040 THK.
SINGLE POLE MICROSWITCH
PC BOARD - 8200AL1
INSERT - SPECIFY

7069AF54

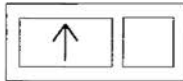
**FLOOR BUTTON
DOUBLE DIGIT
(LRV3)
EXCEPT CALIF.**



TARGET - 323DA1
MOUNTING PLATE - 3,2/.125 THK.
PC BOARD - 8200KA1
INSERT - SPECIFY

7069AF45

**HALL UP
(NAO - MRS, LRV)
EXCEPT CALIF.**



TARGET - 323DA1
MOUNTING PLATE - 1,0/.040 THK.
SINGLE POLE MICROSWITCH
PC BOARD - 8200AL3
INSERT - 250E25

7069AF50

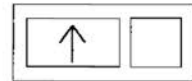
**FLOOR BUTTON
DOUBLE DIGIT
(VF)**



TARGET - 323DA1
MOUNTING PLATE - 1,0/.040 THK.
SINGLE POLE MICROSWITCH
PC BOARD - 8200AL1
INSERT - SPECIFY

7069AF55

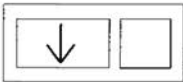
**HALL UP
(401)
EXCEPT CALIF.**



TARGET - 323DA1
MOUNTING PLATE - 3,2/.125 THK.
PC BOARD - 8200KA1
INSERT - 250E25

7069AF46

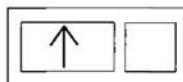
**HALL DOWN
(NAO - MRS, LRV)
EXCEPT CALIF.**



TARGET - 323DA1
MOUNTING PLATE - 1,0/.040 THK.
SINGLE POLE MICROSWITCH
PC BOARD - 8200AL3
INSERT - 250E26

7069AF51

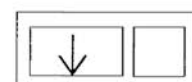
**HALL UP
(VF)**



TARGET - 323DA1
MOUNTING PLATE - 1,0/.040 THK.
SINGLE POLE MICROSWITCH
PC BOARD - 8200AL1
INSERT - 250E25

7069AF56

**HALL DOWN
(401)
EXCEPT CALIF.**



TARGET - 323DA1
MOUNTING PLATE - 3,2/.125 THK.
PC BOARD - 8200KA1
INSERT - 250E26

7069AF47

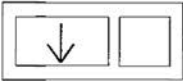
**REAR DOOR OPEN
(LRS)
CANADA ONLY**



TARGET - 323DA2
MOUNTING PLATE - 1,0/.040 THK.
DOUBLE POLE MICROSWITCH
INSERT - 250E3

7069AF52

**HALL DOWN
(VF)**



TARGET - 323DA1
MOUNTING PLATE - 1,0/.040 THK.
SINGLE POLE MICROSWITCH
PC BOARD - 8200AL1
INSERT - 250E26

7069AF57

**DOOR CLOSE
(LRS3)
EXCEPT CALIF.**



TARGET - 323DA2
MOUNTING PLATE - 1,0/.040 THK.
SINGLE POLE MICROSWITCH
INSERT - 250E2

7069AF48

**REAR DOOR
CLOSE
(LRS)
CANADA ONLY**



TARGET - 323DA2
MOUNTING PLATE - 1,0/.040 THK.
DOUBLE POLE MICROSWITCH
INSERT - 250E4

7069AF53

**FLOOR BUTTON
SINGLE DIGIT
(LRV3)
EXCEPT CALIF.**



TARGET - 323DA1
MOUNTING PLATE - 3,2/.125 THK.
PC BOARD - 8200KA1
INSERT - SPECIFY

7069AF58

**DOOR OPEN
(LRS3)
EXCEPT CALIF.**



TARGET - 323DA2
MOUNTING PLATE - 1,0/.040 THK.
SINGLE POLE MICROSWITCH
INSERT - 250E1

Type 7069AF Button Modules

7069AF59

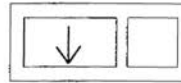
FLOOR BUTTON
SINGLE DIGIT
(LRS3)
EXCEPT CALIF.



TARGET - 323DA1
MOUNTING PLATE - 3,2/.125 THK.
PC BOARD - 8200KA2
INSERT - SPECIFY

7069AF66

HALL DOWN
(MRS)
EXCEPT CALIF.



TARGET - 323DA1
MOUNTING PLATE - 3,2/.125 THK.
SINGLE POLE MICROSWITCH
PC BOARD - 8200AL3
INSERT - 250E26

7069AF71


REAR DOOR OPEN
LRS (NAO)
EXCEPT CANADA
& CALIF.



TARGET - 323DA2
MOUNTING PLATE - 1,0/.040 THK.
DOUBLE POLE MICROSWITCH
INSERT - 250E38

7069AF60

FLOOR BUTTON
DOUBLE DIGIT
(LRS3)
EXCEPT CALIF.



TARGET - 323DA1
MOUNTING PLATE - 3,2/.125 THK.
PC BOARD - 8200KA2
INSERT - SPECIFY

7069AF67

REAR DOOR OPEN
(NAO - 401,MRQ)
EXCEPT CANADA
& CALIF.



TARGET - 323DA1
MOUNTING PLATE - 1,0/.040 THK.
DOUBLE POLE MICROSWITCH
INSERT - 250E38

7069AF72

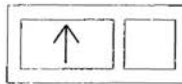
REAR DOOR
CLOSE
LRS (NAO)
EXCEPT CANADA
& CALIF.



TARGET - 323DA2
MOUNTING PLATE - 1,0/.040 THK.
DOUBLE POLE MICROSWITCH
INSERT - 250E39

7069AF63

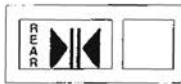
HALL UP
(SPEC 60)
(LRV4L)
EXCEPT CALIF.



TARGET - 323DA1
MOUNTING PLATE - 1,0/.040 THK.
PC BOARD - 8200KA2
INSERT - 250E25

7069AF68

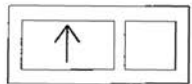
REAR DOOR
CLOSE
(NAO - 401,MRQ)
EXCEPT CANADA
& CALIF.



TARGET - 323DA2
MOUNTING PLATE - 1,0/.040 THK.
SINGLE POLE MICROSWITCH
INSERT - 250E39

7069AF73

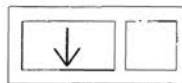
HALL UP
(LRV5, LRV5L)
EXCEPT CALIF.



TARGET - 323DA1
MOUNTING PLATE - 1,0/.040 THK.
PC BOARD - 8200KA4
INSERT - 250E25

7069AF64

HALL DOWN
(SPEC 60)
(LRV4L)
EXCEPT CALIF.



TARGET - 323DA1
MOUNTING PLATE - 1,0/.040 THK.
PC BOARD - 8200KA2
INSERT - 250E26

7069AF69

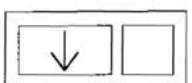
REAR DOOR OPEN
(MRS) (NAO)
EXCEPT CANADA
& CALIF.



TARGET - 323DA2
MOUNTING PLATE - 1,0/.040 THK.
SINGLE POLE MICROSWITCH
INSERT - 250E38

7069AF74

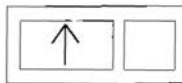
HALL DOWNS
(LRV5, LRV5L)
EXCEPT CALIF.



TARGET - 323DA1
MOUNTING PLATE - 1,0/.040 THK.
PC BOARD - 8200KA4
INSERT - 250E26

7069AF65

HALL UP
(MRS)
EXCEPT CALIF.



TARGET - 323DA1
MOUNTING PLATE - 3,2/.125 THK.
SINGLE POLE MICROSWITCH
PC BOARD - 8200AL3
INSERT - 250E25

7069AF70


REAR DOOR
CLOSE
(MRS)
(NAO)
EXCEPT CANADA & CALIF.



TARGET - 323DA2
MOUNTING PLATE - 1,0/.040 THK.
DOUBLE POLE MICROSWITCH
INSERT - 250E39

7069AF75

FLOOR BUTTON
SINGLE DIGIT
(LRS3)
EXCEPT CALIF.



TARGET - 323DA1
MOUNTING PLATE - 3,2/.125 THK.
PC BOARD - 8200KA4
INSERT - SPECIFY

Fixtures-General

Type 7069AF Button Modules

7069AF76

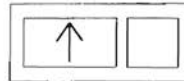
FLOOR BUTTON
DOUBLE DIGIT
(LRS3)
EXCEPT CALIF.



TARGET - 323DA1
MOUNTING PLATE - 3,2/.125 THK.
PC BOARD - 8200KA4
INSERT - SPECIFY

7069AF81

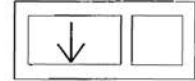
HALL UP
(401, LRS-3)
CALIF. ONLY



TARGET - 323D5
MOUNTING PLATE - 3,2/.125 THK.
PC BOARD - 8200KA1
INSERT - 250E25

7069AF86

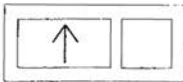
HALL DOWN
(MRS)
CALIF. ONLY



TARGET - 323DA5
MOUNTING PLATE - 3,2/.125 THK.
SINGLE POLE MICROSWITCH
PC BOARD - 8200AL3
INSERT - 250E26

7069AF77

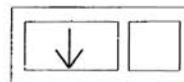
HALL UP
(LRS3)
EXCEPT CALIF.



TARGET - 323DA1
MOUNTING PLATE - 1,0/.040 THK.
PC BOARD - 8200KA3
INSERT - 250E25

7069AF82

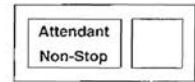
HALL DOWN
(401, LRS-3)
CALIF. ONLY



TARGET - 323DA5
MOUNTING PLATE - 3,2/.125 THK.
PC BOARD - 8200KA1
INSERT - 250E26

7069AF88

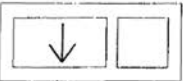
ATTENDANT
(NAO - 401, MRS)
CALIF. ONLY



TARGET - 323DA5
MOUNTING PLATE - 1,0/.040 THK.
SINGLE POLE MICROSWITCH
INSERT - 250E6

7069AF78

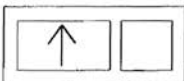
HALL DOWN
(LRS3)
EXCEPT CALIF.



TARGET - 323DA1
MOUNTING PLATE - 1,0/.040 THK.
PC BOARD - 8200KA3
INSERT - 250E26

7069AF83

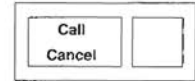
HALL UP
(NAO - MRS, LRV)
CALIF. ONLY



TARGET - 323DA5
MOUNTING PLATE - 1,0/.040 THK.
SINGLE POLE MICROSWITCH
PC BOARD - 8200AL3
INSERT - 250E25

7069AF89

CALL CANCEL
(NAO - 401, MRS)
CALIF. ONLY



TARGET - 323DA5
MOUNTING PLATE - 1,0/.040 THK.
SINGLE POLE MICROSWITCH
INSERT - 250E9

7069AF79

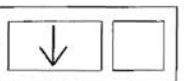
HALL UP
(ELEVONIC 401)
CALIF. ONLY



TARGET - 323DA5
MOUNTING PLATE - 1,0/.040 THK.
PC BOARD - 8200KA1
INSERT - 250E25

7069AF84

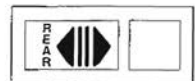
HALL DOWN
(NAO - MRS, LRV)
CALIF. ONLY



TARGET - 323DA5
MOUNTING PLATE - 1,0/.040 THK.
SINGLE POLE MICROSWITCH
PC BOARD - 8200AL3
INSERT - 250E26

7069AF90

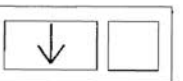
REAR DOOR OPEN
LRS
(NAO - 401, MRQ)
CALIF. ONLY



TARGET - 323DA6
MOUNTING PLATE - 1,0/.040 THK.
DOUBLE POLE MICROSWITCH
INSERT - 250E38

7069AF80

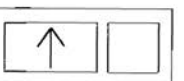
HALL DOWN
(ELEVONIC 401)
CALIF. ONLY



TARGET - 323DA5
MOUNTING PLATE - 1,0/.040 THK.
PC BOARD - 8200KA1
INSERT - 250E26

7069AF85

HALL UP
(MRS)
CALIF. ONLY

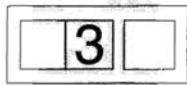


TARGET - 323DA5
MOUNTING PLATE - 3,2/.125 THK.
SINGLE POLE MICROSWITCH
PC BOARD - 8200AL3
INSERT - 250E25

Type 7069AF Button Modules

7069AF92


**FLOOR BUTTON
SINGLE DIGIT
(NAO, MRS, LRV)
CALIF. ONLY**



TARGET - 323DA5
MOUNTING PLATE - 1,0/.040 THK.
PC BOARD - 8206AL3
SINGLE POLE MICROSWITCH
INSERT - SPECIFY

7069AF108

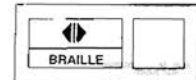
**HALL UP
(LRV5L, LRV5)
CALIF. ONLY**



TARGET - 323DA5
MOUNTING PLATE - 1,0/.040 THK.
PC BOARD - 8200KA4
INSERT - 250E25

7069AF201

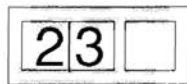
**DOOR OPEN
ADA COMPLIANT**



TARGET - 323DA5
MOUNTING PLATE - 1,0/.040 THK.
DOUBLE POLE MICROSWITCH
INSERT - AAA250G1-IDO

7069AF96

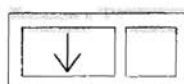
**FLOOR BUTTON
DOUBLE DIGIT
(LRS3, LRV5)
CALIF. ONLY**



TARGET - 323AD5
MOUNTING PLATE - 3,2/.125 THK.
PC BOARD - 8200KA4
INSERT - SPECIFY

7069AF109

**HALL DOWN
(LRV5L, LRV)
CALIF. ONLY**



TARGET - 323DA5
MOUNTING PLATE - 1,0/.040 THK.
PC BOARD - 8200KA4
INSERT - 250E26

7069AF202

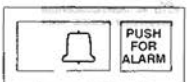
**DOOR CLOSE
ADA COMPLIANT**



TARGET - 323DA5
MOUNTING PLATE - 1,0/.040 THK.
SINGLE POLE MICROSWITCH
INSERT - AAA250G1-IDC

7069AF100

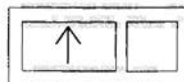
**ALARM
CALIF. ONLY**



TARGET - 323DA7
MOUNTING PLATE - 1,0/.040 THK.
DOUBLE POLE MICROSWITCH
INSERT - 250E5

7069AF110

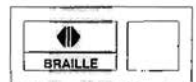
**HALL UP
(LRS3)
CALIF. ONLY**



TARGET - 323DA5
MOUNTING PLATE - 1,0/.040 THK.
PC BOARD - 8200KA3
INSERT - 250E25

7069AF203

**DOOR OPEN
W/O HOUSING
ADA COMPLIANT**



TARGET - 323DA5
MOUNTING PLATE - 1,0/.040 THK.
SINGLE POLE MICROSWITCH
INSERT - AAA250G1-IDO

7069AF102

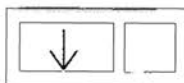
**DOOR OPEN
(NAO, 401, LRV)
CALIF. ONLY**



TARGET - 323DA6
MOUNTING PLATE - 1,0/.040 THK.
DOUBLE POLE MICROSWITCH
INSERT - 250E2

7069AF111


**HALL DOWN
(LRS3)
CALIF. ONLY**



TARGET - 323DA5
MOUNTING PLATE - 1,0/.040 THK.
PC BOARD - 8200KA3
INSERT - 250E26

7069AF204


**DOOR CLOSE
W/O HOUSING
ADA COMPLIANT**



TARGET - 323DA5
MOUNTING PLATE - 1,0/.040 THK.
SINGLE POLE MICROSWITCH
INSERT - AAA250G1-IDC

7069AF103

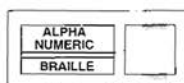
**DOOR CLOSE
(NAO, MRS, LRV)
CALIF. ONLY**



TARGET - 323DA6
MOUNTING PLATE - 1,0/.40 THK.
SINGLE POLE MICROSWITCH
PC BOARD - 8200AL3
INSERT - 250E2

7069AF200

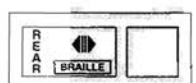
**ALPHA-NUMERIC
ADA COMPLIANT**



TARGET - 323DA5
MOUNTING PLATE - 1,0/.040 THK.
PC BOARD - 8200KA4
INSERT - SPECIFY

7069AF205

**REAR DOOR OPEN
ADA COMPLIANT**



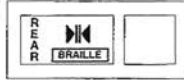
TARGET - 323DA5
MOUNTING PLATE - 1,0/.040 THK.
DOUBLE POLE MICROSWITCH
INSERT - AAA250G1-REARRDO

Fixtures-General

Type 7069AF Button Modules

7069AF206

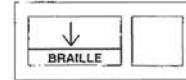
**REAR DOOR CLOSE
ADA COMPLIANT**



TARGET - 323DA5
MOUNTING PLATE - 1,0/.040 THK.
SINGLE POLE MICROSWITCH
INSERT - AAA250G1-REARRDC

7069AF212

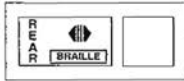
**HALL DOWN
ADA COMPLIANT**



TARGET - 323DA5
MOUNTING PLATE - 1,0/.040 THK.
PC BOARD - 8200KA4
INSERT - AAA250G1-DNARROW

7069AF207

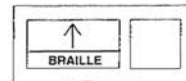
**REAR DOOR OPEN
W/O HOUSING
ADA COMPLIANT**



TARGET - 323DA5
MOUNTING PLATE - 1,0/.040 THK.
DOUBLE POLE MICROSWITCH
INSERT - AAA250G1-REARRDO

7069AF213

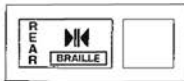
**HALL UP
ADA COMPLIANT**



TARGET - 323DA5
MOUNTING PLATE - 1,0/.040 THK.
PC BOARD - 8200KA3
INSERT - AAA250G1-UPARROW

7069AF208

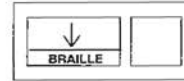
**REAR DOOR CLOSE
W/O HOUSING
ADA COMPLIANT**



TARGET - 323DA5
MOUNTING PLATE - 1,0/.040 THK.
DOUBLE POLE MICROSWITCH
INSERT - AAA250G1-REARRDC

7069AF214

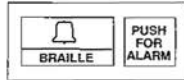
**HALL DOWN
ADA COMPLIANT**



TARGET - 323DA5
MOUNTING PLATE - 1,0/.040 THK.
PC BOARD - 8200KA3
INSERT - AAA250G1-DNARROW

7069AF209

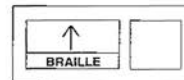
**ALARM
ADA COMPLIANT**



TARGET - 323DA9
MOUNTING PLATE - 1,0/.040 THK.
DOUBLE POLE MICROSWITCH
PC BOARD - 8200AL4
INSERT - AAA250G1-IALARM

7069AF215

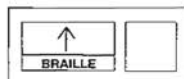
**HALL UP
ADA COMPLIANT**



TARGET - 323DA5
MOUNTING PLATE - 3,2/.125 THK.
PC BOARD - 8200KA3
INSERT - AAA250G1-UPARROW

7069AF211

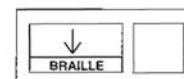
**HALL UP
ADA COMPLIANT**



TARGET - 323DA5
MOUNTING PLATE - 1,0/.040 THK.
PC BOARD - 8200KA4
INSERT - AAA250G1-UPARROW

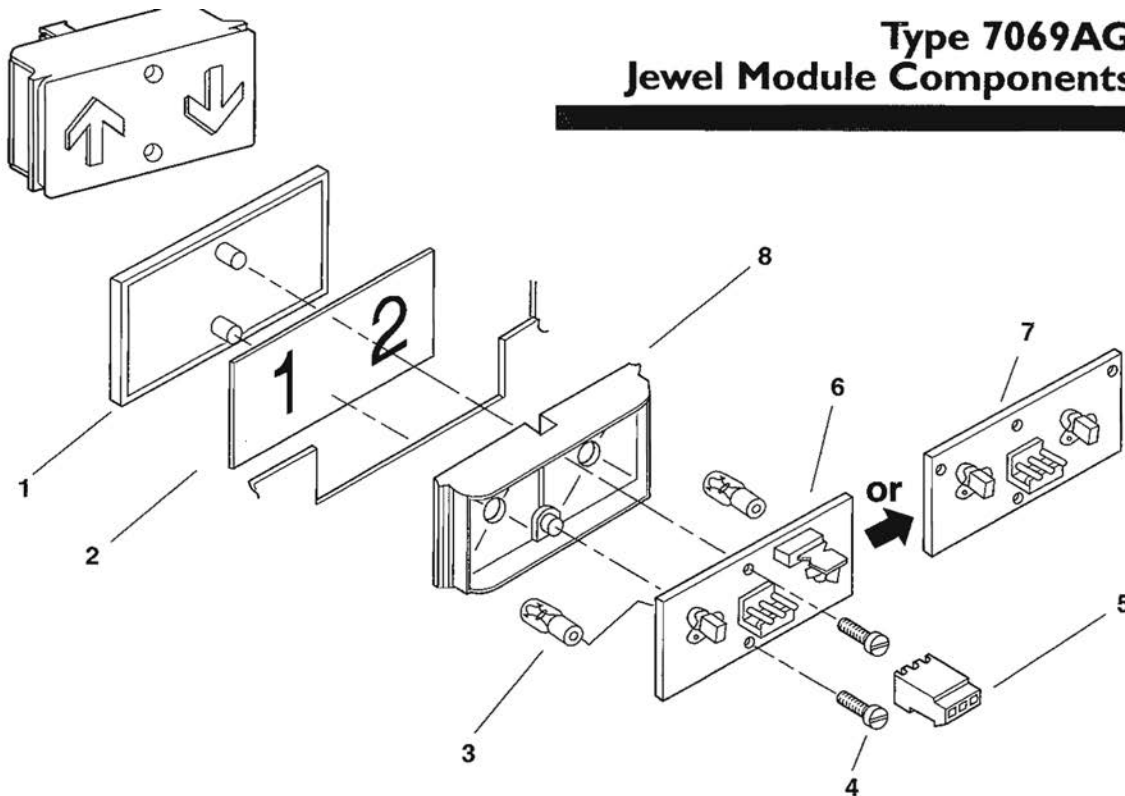
7069AF216

**HALL DOWN
ADA COMPLIANT**



TARGET - 323DA5
MOUNTING PLATE - 3,2/.125 THK.
PC BOARD - 8200KA3
INSERT - AAA250G1-DNARROW

Type 7069AG Jewel Module Components

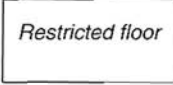
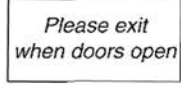

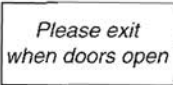
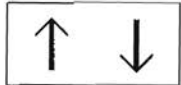




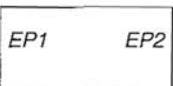



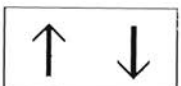


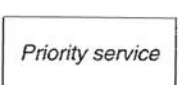


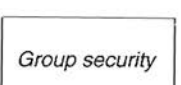



See following page for complete module ►►

Ref. No.	Part No.	Descriptions
1.	443CB1	Lens, red, 2.75" X 1.38"
	443CB2	Lens, clear
	443CB3	Lens, green
	443CB4	Lens, red w/text: EMERG. RECALL
	443CB5	Lens, red w/text: RAPPEL DE SECOURS
	443CB6	Lens, blue
	443CB7	Lens, red w/text: ELEVATOR EMERG. POWER
	443CB8	Lens, red w/text: ALIMENTATION SECOURS
2.	Type 449BJ	Mask
3.	424R1	Lamp, Incandescent
	AAA00625AAA001	Light emitting diode, yellow
	AAA00625AAA002	Light emitting diode, red
	AAA00625AAA003	Light emitting diode, orange
4.	124CY4	Screw, .708"
	124CY5	Screw, .787"
5.	AAA447AC5	Connector, 18 AWG
	AAA447AC6	Connector, 22 AWG
6.	8200JA1	PC board with lamps (424R1)
7.	AAA26800PB1	PC board with ADA emergency communication assemblies: 7069AG119 & 7069AG122
8.	278FA1	Reflector and shield

Fixtures-General

Type 7069AG Jewel Modules

<p>7069AG1 SECURITY</p>  <p>Restricted floor</p> <p>LENS - RED MOUNTING PLATE - 1,0/.040 THK. MASK - 449BJ2</p>	<p>7069AG8 EMERGENCY SERVICE (CAR)</p>  <p>Please exit when doors open</p> <p>LENS - RED MOUNTING PLATE - 1,5/.060 THK. MASK - 449BJ3</p>	<p>7069AG31 CAR POSITION INDICATOR (NAO-LRV-LRS)</p>  <p>1 2</p> <p>LENS - CLEAR MOUNTING PLATE - 1,0/.040 THK. MASK - 449BJ30</p>
<p>7069AG2 EMERGENCY SERVICE (CAR)</p>  <p>Please exit when doors open</p> <p>LENS - RED MOUNTING PLATE - 1,0/.040 THK. MASK - 449BJ3</p>	<p>7069AG9 DIRECTION ARROWS (CAR)</p>  <p>↑ ↓</p> <p>LENS - RED MOUNTING PLATE - 1,5/.060 THK. MASK - 449BJ7</p>	<p>7069AG32 CAR POSITION INDICATOR (NAO-LRV-LRS)</p>  <p>3 4</p> <p>LENS - CLEAR NATURAL MOUNTING PLATE - 1,0/.040 THK. MASK - 449BJ31</p>
<p>7069AG3 ATTENDANT SERVICE (CAR)</p>  <p>Further demand</p> <p>LENS - RED MOUNTING PLATE - 1,0/.040 THK. MASK - 449BJ4</p>	<p>7069AG10 FULL CAR/OVERLOAD (CAR)</p>  <p>▲ KG</p> <p>LENS - RED MOUNTING PLATE - 1,5/.060 THK. MASK - 449BJ8</p>	<p>7069AG33 CAR POSITION INDICATOR (NAO-LRV-LRS)</p>  <p>5 6</p> <p>LENS - CLEAR MOUNTING PLATE - 1,0/.040 THK. MASK - 449BJ32</p>
<p>7069AG4 EMERGENCY POWER (HALL)</p>  <p>EP1 EP2</p> <p>LENS - RED MOUNTING PLATE - 1,0/.040 THK. MASK - 449BJ5</p>	<p>7069AG11 BLANK</p>  <p>LENS - CLEAR NATURAL MOUNTING PLATE - 1,0/.040 THK. MASK - 449BJ1</p>	<p>7069AG34 CAR POSITION INDICATOR (NAO-LRV-LRS)</p>  <p>2 3</p> <p>LENS - RED MOUNTING PLATE - 1,0/.040 THK. MASK - 449BJ33</p>
<p>7069AG5 POWER (CAR) (M.G. PILOT)</p>  <p>Power</p> <p>LENS - RED MOUNTING PLATE - 1,0/.040 THK. MASK - 449BJ6</p>	<p>7069AG12 DIRECTION ARROWS (COP LENS)</p>  <p>↑ ↓</p> <p>LENS - CLEAR NATURAL MOUNTING PLATE - 1,0/.040 THK. MASK - 449BJ7</p>	<p>7069AG35 CAR POSITION INDICATOR (NAO-LRV-LRS)</p>  <p>B 1</p> <p>LENS - RED MOUNTING PLATE - 1,0/.040 THK. MASK - 449BJ34</p>
<p>7069AG6 DIRECTION ARROWS (CAR)</p>  <p>↑ ↓</p> <p>LENS - RED MOUNTING PLATE - 1,0/.040 THK. MASK - 449BJ7</p>	<p>7069AG13 PRIORITY SERVICE (HALL) (NAO-LRV-LRS)</p>  <p>Priority service</p> <p>LENS - RED MOUNTING PLATE - 1,0/.040 THK. MASK - 449BJ9</p>	<p>7069AG36 CAR POSITION INDICATOR (NAO-LRV-LRS)</p>  <p>P 1</p> <p>LENS - CLEAR MOUNTING PLATE - 1,0/.040 THK. MASK - 449BJ35</p>
<p>7069AG7 FULL CAR/OVERLOAD (CAR)</p>  <p>▲ KG</p> <p>LENS - RED MOUNTING PLATE - 1,0/.040 THK. MASK - 449BJ8</p>	<p>7069AG14 GROUP SECURITY (HALL)</p>  <p>Group security</p> <p>LENS - RED MOUNTING PLATE - 1,0/.040 THK. MASK - 449BJ10</p>	<p>7069AG37 CAR POSITION INDICATOR (NAO-LRV-LRS)</p>  <p>M 2</p> <p>LENS - CLEAR MOUNTING PLATE - 1,0/.040 THK. MASK - 449BJ36</p>

Type 7069AG Jewel Modules

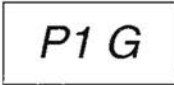






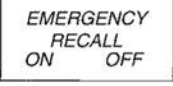




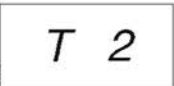


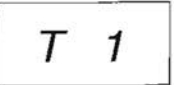





<p>7069AG38 CAR POSITION INDICATOR (NAO-LRV-LRS) LENS - CLEAR MOUNTING PLATE - 1,0/.040 THK. MASK - 449BJ37</p>	<p>L 2</p>	<p>7069AG45 CAR POSITION INDICATOR (NAO-LRV-LRS) LENS - CLEAR MOUNTING PLATE - 1,0/.040 THK. MASK - 449BJ44</p>	<p>G 2</p>	<p>7069AG52 CAR POSITION INDICATOR (NAO-LRV-LRS) LENS - GREEN MOUNTING PLATE - 1,0/.040 THK. MASK - 449BJ34</p>	<p>B 1</p>
<p>7069AG39 CAR POSITION INDICATOR (NAO-LRV-LRS) LENS - RED MOUNTING PLATE - 1,0/.040 THK. MASK - 449BJ38</p>	<p>P 2</p>	<p>7069AG46 CAR POSITION INDICATOR (NAO-LRV-LRS) LENS - CLEAR MOUNTING PLATE - 1,0/.040 THK. MASK - 449BJ45</p>	<p>B G</p>	<p>7069AG53 CAR POSITION INDICATOR (NAO-LRV-LRS) LENS - GREEN MOUNTING PLATE - 1,0/.040 THK. MASK - 449BJ35</p>	<p>P 1</p>
<p>7069AG40 CAR POSITION INDICATOR (NAO-LRV-LRS) LENS - RED MOUNTING PLATE - 1,0/.040 THK. MASK - 449BJ39</p>	<p>B L</p>	<p>7069AG47 CAR POSITION INDICATOR (NAO-LRV-LRS) LENS - CLEAR MOUNTING PLATE - 1,0/.040 THK. MASK - 449BJ46</p>	<p>4 5</p>	<p>7069AG54 CAR POSITION INDICATOR (NAO-LRS) LENS - GREEN MOUNTING PLATE - 1,0/.040 THK. MASK - 449BJ36</p>	<p>M 2</p>
<p>7069AG41 CAR POSITION INDICATOR (NAO-LRV-LRS) LENS - CLEAR MOUNTING PLATE - 1,0/.040 THK. MASK - 449BJ40</p>	<p>B M</p>	<p>7069AG48 CAR POSITION INDICATOR (NAO-LRS) LENS - GREEN MOUNTING PLATE - 1,0/.040 THK. MASK - 449BJ30</p>	<p>1 2</p>	<p>7069AG55 CAR POSITION INDICATOR (NAO-LRS) LENS - GREEN MOUNTING PLATE - 1,0/.040 THK. MASK - 449BJ37</p>	<p>L 2</p>
<p>7069AG42 CAR POSITION INDICATOR (NAO-LRV-LRS) LENS - RED MOUNTING PLATE - 1,0/.040 THK. MASK - 449BJ41</p>	<p>1 L</p>	<p>7069AG49 CAR POSITION INDICATOR (NAO-LRS) LENS - GREEN MOUNTING PLATE - 1,0/.040 THK. MASK - 449BJ31</p>	<p>3 4</p>	<p>7069AG56 CAR POSITION INDICATOR (NAO-LRS) LENS - GREEN MOUNTING PLATE - 1,0/.040 THK. MASK - 449BJ38</p>	<p>P 2</p>
<p>7069AG43 CAR POSITION INDICATOR (NAO-LRV-LRS) LENS - CLEAR MOUNTING PLATE - 1,0/.040 THK. MASK - 449BJ42</p>	<p>P L</p>	<p>7069AG50 CAR POSITION INDICATOR (NAO-LRS) LENS - GREEN MOUNTING PLATE - 1,0/.040 THK. MASK - 449BJ32</p>	<p>5 6</p>	<p>7069AG57 CAR POSITION INDICATOR (NAO-LRS) LENS - GREEN MOUNTING PLATE - 1,0/.040 THK. MASK - 449BJ39</p>	<p>B L</p>
<p>7069AG44 CAR POSITION INDICATOR (NAO-LRV-LRS) LENS - CLEAR MOUNTING PLATE - 1,0/.040 THK. MASK - 449BJ43</p>	<p>G 1</p>	<p>7069AG51 CAR POSITION INDICATOR (NAO-LRV-LRS) LENS - CLEAR MOUNTING PLATE - 1,0/.040 THK. MASK - 449BJ33</p>	<p>2 3</p>	<p>7069AG58 CAR POSITION INDICATOR (NAO-LRS) LENS - GREEN MOUNTING PLATE - 1,0/.040 THK. MASK - 449BJ40</p>	<p>B M</p>

Fixtures-General

Type 7069AG Jewel Modules

<p>7069AG59 CAR POSITION INDICATOR (NAO-LRS)</p> <p>LENS - GREEN MOUNTING PLATE - 1,0/.040 THK. MASK - 449BJ41</p>	<div style="border: 1px solid black; padding: 5px; text-align: center; font-size: 2em;">1 L</div>	<p>7069AG66 LOWER DECK (CAR)</p> <p>LENS - RED MOUNTING PLATE - 1,0/.040 THK. MASK - 449BJ49</p>	<div style="border: 1px solid black; padding: 5px; text-align: center;"><i>Upper deck being served</i></div>	<p>7069AG73 PRIORITY SERVICE (HALL)</p> <p>LENS - RED MOUNTING PLATE - 3,2/.125 THK. MASK - 449BJ9</p>	<div style="border: 1px solid black; padding: 5px; text-align: center;"><i>Priority service</i></div>
<p>7069AG60 CAR POSITION INDICATOR (NAO-LRS)</p> <p>LENS - GREEN MOUNTING PLATE - 1,0/.040 THK. MASK - 449BJ42</p>	<div style="border: 1px solid black; padding: 5px; text-align: center; font-size: 2em;">P L</div>	<p>7069AG67 UPPER & LOWER DECK (CAR)</p> <p>LENS - RED MOUNTING PLATE - 1,0/.040 THK. MASK - 449BJ50</p>	<div style="border: 1px solid black; padding: 5px; text-align: center;"><i>All floors being served</i></div>	<p>7069AG74 GROUP SECURITY (HALL)</p> <p>LENS - RED MOUNTING PLATE - 3,2/.125 THK. MASK - 449BJ10</p>	<div style="border: 1px solid black; padding: 5px; text-align: center;"><i>Group security</i></div>
<p>7069AG61 CAR POSITION INDICATOR (NAO-LRS)</p> <p>LENS - GREEN MOUNTING PLATE - 1,0/.040 THK. MASK - 449BJ43</p>	<div style="border: 1px solid black; padding: 5px; text-align: center; font-size: 2em;">G 1</div>	<p>7069AG68 UPPER OR LOWER DECK (CAR)</p> <p>LENS - RED MOUNTING PLATE - 1,0/.040 THK. MASK - 449BJ51</p>	<div style="border: 1px solid black; padding: 5px; text-align: center;"><i>Odd floors being served</i></div>	<p>7069AG80 CAR POSITION IND. (LRV)</p> <p>LENS - CLEAR MOUNTING PLATE - 3,2/.125 THK. MASK - 449BJ55</p>	<div style="border: 1px solid black; padding: 5px; text-align: center; font-size: 1.5em;">SS RC</div>
<p>7069AG62 CAR POSITION INDICATOR (NAO-LRS)</p> <p>LENS - CLEAR MOUNTING PLATE - 1,0/.040 THK. MASK - 449BJ44</p>	<div style="border: 1px solid black; padding: 5px; text-align: center; font-size: 2em;">G 2</div>	<p>7069AG69 UPPER OR LOWER DECK (CAR)</p> <p>LENS - RED MOUNTING PLATE - 1,0/.040 THK. MASK - 449BJ52</p>	<div style="border: 1px solid black; padding: 5px; text-align: center;"><i>Even floors being served</i></div>	<p>7069AG81 CAR POSITION IND. (LRV)</p> <p>LENS - CLEAR MOUNTING PLATE - 3,2/.125 THK MASK - 449BJ56</p>	<div style="border: 1px solid black; padding: 5px; text-align: center; font-size: 1.5em;">RC 1</div>
<p>7069AG63 CAR POSITION INDICATOR (NAO-LRS)</p> <p>LENS - GREEN MOUNTING PLATE - 1,0/.040 THK. MASK - 449BJ45</p>	<div style="border: 1px solid black; padding: 5px; text-align: center; font-size: 2em;">B G</div>	<p>7069AG70 DOUBLE DECK (LOBBY PANEL)</p> <p>LENS - RED MOUNTING PLATE - 1,0/.040 THK. MASK - 449BJ53</p>	<div style="border: 1px solid black; padding: 5px; text-align: center;"><i>Lower deck on indep. serv.</i></div>	<p>7069AG82 CAR POSITION IND. (LRV)</p> <p>LENS - CLEAR MOUNTING PLATE - 3,2/.125 THK. MASK - 449BJ57</p>	<div style="border: 1px solid black; padding: 5px; text-align: center; font-size: 1.5em;">P1 G</div>
<p>7069AG64 CAR POSITION INDICATOR (NAO-LRS)</p> <p>LENS - GREEN MOUNTING PLATE - 1,0/.040 THK. MASK - 449BJ46</p>	<div style="border: 1px solid black; padding: 5px; text-align: center; font-size: 2em;">4 5</div>	<p>7069AG71 DOUBLE DECK (LOBBY PANEL)</p> <p>LENS - RED MOUNTING PLATE - 1,5/.060 THK. MASK - 449BJ54</p>	<div style="border: 1px solid black; padding: 5px; text-align: center;"><i>Upper deck on indep. serv.</i></div>	<p>7069AG83 HALL POSITION IND. (LRV) (NAO-LRV-LRS)</p> <p>LENS - GREEN MOUNTING PLATE - 3,2/.125 THK MASK - 449BJ55</p>	<div style="border: 1px solid black; padding: 5px; text-align: center; font-size: 1.5em;">SS RC</div>
<p>7069AG65 UPPER DECK (CAR)</p> <p>LENS - RED MOUNTING PLATE - 1,0/.040 THK. MASK - 449BJ48</p>	<div style="border: 1px solid black; padding: 5px; text-align: center;"><i>Lower deck being served</i></div>	<p>7069AG72 EMERGENCY POWER (HALL)</p> <p>LENS - RED MOUNTING PLATE - 3,2/.125 THK. MASK - 449BJ5</p>	<div style="border: 1px solid black; padding: 5px; text-align: center; font-size: 1.2em;">EP1 EP2</div>	<p>7069AG84 HALL POSITION IND. (LRV)</p> <p>LENS - GREEN MOUNTING PLATE - 3,2/.125 THK. MASK - 449BJ56</p>	<div style="border: 1px solid black; padding: 5px; text-align: center; font-size: 1.5em;">RC 1</div>

Type 7069AG Jewel Modules

<p>7069AG85 HALL POSITION IND. (LRV) LENS - GREEN MOUNTING PLATE - 3,2/.125 THK. MASK - 449BJ57</p>		<p>7069AG92 ELEVATOR EMERGENCY POWER LENS - RED MOUNTING PLATE - 1,0/.040 THK. MASK - 449BJ63</p>		<p>7069AG99 EMERGENCY LENS - RED MOUNTING PLATE - 3,2/.125 THK. MASK - 449BJ66</p>	
<p>7069AG86 CAR POSITION IND. (LRV) LENS - CLEAR MOUNTING PLATE - 3,2/.125 THK. MASK - 449BJ58</p>		<p>7069AG93 EMERGENCY RECALL LENS - RED MOUNTING PLATE - 1,0/.040 THK. MASK - 449BJ64</p>		<p>7069AG100 PH 1 LENS - RED MOUNTING PLATE - 1,0/.040 THK. MASK - 449BJ68</p>	
<p>7069AG87 HALL POSITION IND. (LRV) LENS - GREEN MOUNTING PLATE - 3,2/.125 THK. MASK - 449BJ58</p>		<p>7069AG94 EMERG. RECALL ON, OFF (B44) LENS - RED MOUNTING PLATE - 1,0/.040 THK. MASK - 449BJ65</p>		<p>7069AG101 PH 1 LENS - RED MOUNTING PLATE - 3,2/.125 THK. MASK - 449BJ68</p>	
<p>7069AG88 HALL POSITION IND. LENS - GREEN MOUNTING PLATE - 3,2/.125 THK. MASK - 449BJ60</p>		<p>7069AG95 EMERGENCY LENS - RED MOUNTING PLATE - 1,0/.040 THK. MASK - 449BJ66</p>		<p>7069AG102 PRIOR. SERV. (FRENCH CAN.) LENS - RED MOUNTING PLATE - 1,0/.040 THK. MASK - 449BJ69</p>	
<p>7069AG89 CAR POSITION IND. (LRV) LENS - CLEAR MOUNTING PLATE - 3,2/.125 THK. MASK - 449BJ60</p>		<p>7069AG96 ELEVATOR EMERG. POWER LENS - RED MOUNTING PLATE - 3,2/.125 THK. MASK - 449BJ63</p>		<p>7069AG103 EMERG. RECALL (B44) (FRENCH CAN.) LENS - RED MOUNTING PLATE - 1,0/.040 THK. MASK - 449BJ62</p>	
<p>7069AG90 HALL POSITION IND. (LRV) LENS - GREEN MOUNTING PLATE - 3,2/.125 THK. MASK - 449BJ59</p>		<p>7069AG97 EMERGENCY RECALL LENS - RED MOUNTING PLATE - 3,2/.125 THK. MASK - 449BJ64</p>		<p>7069AG104 PRIOR. SERV. (FRENCH CAN.) LENS - CLEAR MOUNTING PLATE - 3,2/.125 THK. MASK - 449BJ5</p>	
<p>7069AG91 CAR POSITION IND. (LRV) LENS - CLEAR MOUNTING PLATE - 3,2/.125 THK. MASK - 449BJ59</p>		<p>7069AG98 EMERG. RECALL ON, OFF (B44) LENS - RED MOUNTING PLATE - 3,2/.125 THK. MASK - 449BJ65</p>		<p>7069AG105 EMERG. RECALL ON, OFF (B44) (FRENCH CAN.) LENS - RED MOUNTING PLATE - 1,0/.040 THK. MASK - 449BJ65</p>	

Fixtures-General

Type 7069AG Jewel Modules

7069AG106

**EMERG.RECALL
ON, OFF (B44
(FRENCH CAN.)**

*Rappel de Secours
ON OFF*

LENS - RED
MOUNTING PLATE - 3,2/.125 THK.
MASK - 449BJ65

7069AG113

**ELEVATOR
EMERG. POWER**

*ELEVATOR EMERGENCY
POWER*

LENS - RED
MOUNTING PLATE - 1,0/.040 THK.
MASK - 449BJ63

7069AG120

**STAND-BY
POWER**

AUTO MANUAL

LENS - RED
MOUNTING PLATE - 3,2/.125 THK.
MASK - 449BJ74

7069AG107

**EMERG.RECALL
(FRENCH CAN.)**

Rappel de Secours

LENS - RED
MOUNTING PLATE - 3,2/.125 THK.
MASK - 449BJ62

7069AG114

**(B44 FRENCH
CANADA)**

*Alimentation
De Secours
ON*

LENS - RED
MOUNTING PLATE - 1,0/.040 THK.
MASK - 449BJ65

7069AG121

**STAND-BY
POWER**

*STANDBY
POWER*

LENS - RED
MOUNTING PLATE - 3,2/.125 THK.
MASK - 449BJ73

7069AG108

**EMERG.RECALL
(MASS.)**

*MEDICAL
EMERGENCY*

LENS - BLUE
MOUNTING PLATE - 1,0/.040 THK.
MASK - 449BJ70

7069AG115

**ELEVATOR
EMERG. POWER**

*ELEVATOR EMERGENCY
POWER
ON*

LENS - RED
MOUNTING PLATE - 3,2/.125 THK.
MASK - 449BJ65

7069AG122

**ALARM
RECEIVED**

ALARM RECEIVED

LENS - RED
MOUNTING PLATE - 1,0/.040 THK.
MASK - 449BJ75

7069AG109

SECURITY (CAR)

Restricted Floor

LENS - RED
MOUNTING PLATE - 3,2/.125 THK.
MASK - 449BJ2

7069AG116

**ELEVATOR EMER.
POWER (B44
FRENCH CAN.)**

*Alimentation
De Secours
ON*

LENS - RED
MOUNTING PLATE - 3,2/.125 THK.
MASK - 449BJ65

7069AG123

**MEDICAL
EMERGENCY (MASS.)**

*MEDICAL
EMERGENCY*

LENS - BLUE
MOUNTING PLATE - 3,2/.125 THK.
MASK - 449BJ70

7069AG110

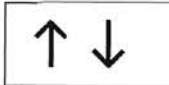
**EMERGENCY
SERVICE (CAR)**

*Please Exit
When Doors Open*

LENS - RED
MOUNTING PLATE - 3,2/.125 THK.
MASK - 449BJ3

7069AG117

**DIRECTION
ARROWS (CAR)**



LENS - RED
MOUNTING PLATE - 3,2/.125 THK.
MASK - 449BJ7

7069AG111

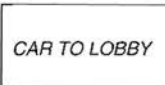
BLANK



LENS - CLEAR NATURAL
MOUNTING PLATE - 3,2/.125 THK.
MASK - 449BJ1

7069AG118

CAR TO LOBBY



LENS - GREEN
MOUNTING PLATE - 1,0/.040 THK.
MASK - 449BJ71

7069AG112

**POWER (CAR)
(MG PILOT)**



LENS - BLUE
MOUNTING PLATE - 3,2/.125 THK.
MASK - 449BJ6

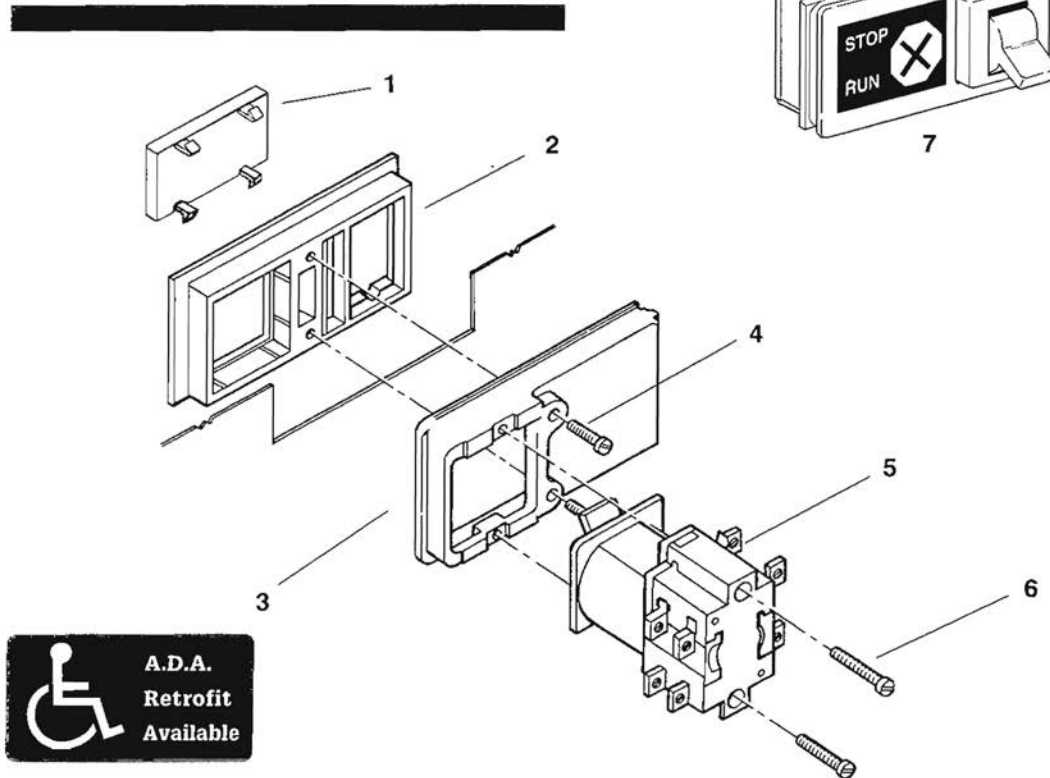
7069AG119

ALARM



LENS - RED
MOUNTING PLATE - 1,0/.040 THK.
MASK - 449BJ72

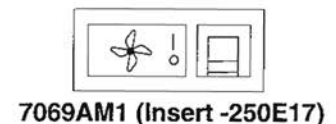
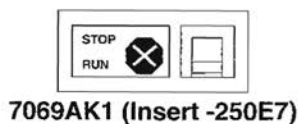
Type 7069AK and 7069AM Toggle Switch Module



Ref. No.	Part No.	Descriptions
----------	----------	--------------

1.	250E_ AAA250G1-StopTGL	Graphic insert, double Braille insert
2.	B396PB1	Chicklet
3.	396WB1 396WB2	Housing for .04" THK faceplate Housing for .06" THK faceplate
4.	124CY2	Screw, thread-forming, 1/2" L
5.	6073F1 6073F2	Toggle switch, emergency stop Toggle switch, fan
6.	124CY3	Screw, thread-forming, 1" L
7.	7069AK_ 7069AM1	Emergency stop module Fan module

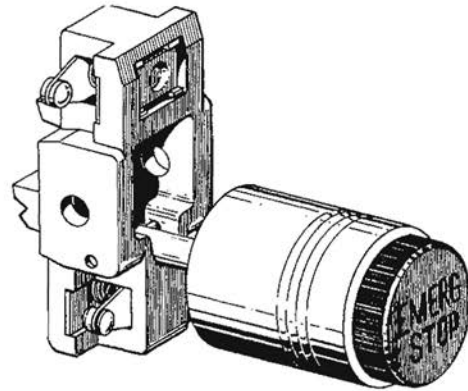
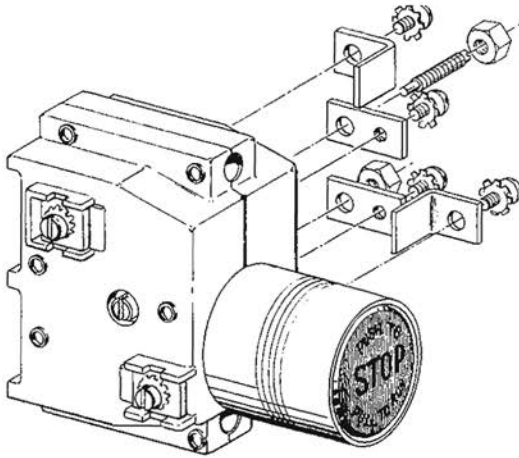
See Details below



Fixtures-General

Emergency Stop Switches *

For Keyed Stop Switches, see page bottom



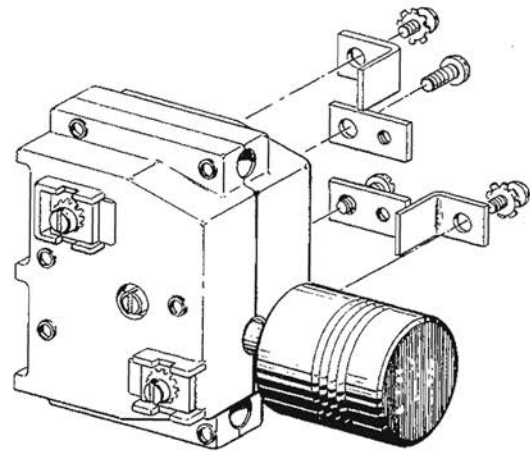
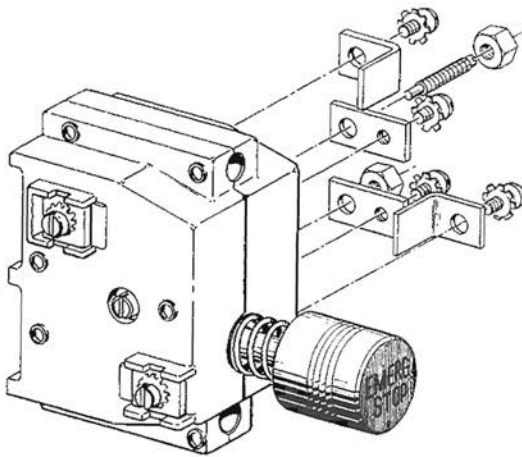
Part No.	Descriptions
7014A10	1.0" O.D. button, with collar, without auxiliary contact. Marking "Push To Stop-Pull To Run"
7014A9	1.0" O.D. button, with collar, with auxiliary contact. Marking "Push To Stop-Pull To Run"
2-7014A1	3/4" O.D. button, with collar, with auxiliary contact. Marking "Emerg. Stop"
CRX7014A502	1.0" O.D. button, with collar, with auxiliary contact. Marking "Emergency Stop While Pressed"

Part No.	Descriptions
A7014B1	1.0" O.D. button, without collar
A7014B5	1.0" O.D. button, with collar

*** To replace stop button w/keyswitch,
order part #CAB07069AAA001
For Canada – specify CAB07069AAA002.**

Emergency Stop Switches *

For Keyed Stop Switches, see page bottom



Part No.	Descriptions
GS1-7014A1	3/4" O.D. button, switch with red phenolic button and white engraving, with auxiliary contact and mounting bracket. Marking "Emerg. Stop." Not self returning
GS1-7014A3	Same as GS-7014A1 except self returning
GS1-7014B1	Button assembly for GS1-7014A1

Part No.	Descriptions
7014A1	1.0" O.D. button, switch with red phenolic button and white engraving, without collar, with auxiliary contact. Marking "Push To Stop-Pull To Run"
7014A2	Same as 7014A1 except without auxiliary contact
7014A15	Elevonic 411. Emergency stop switch (push-pull)

* To replace push/pull stop button w/keyswitch,
 order part #CAB07069AAA001
 For Canada – specify CAB07069AAA002.

Fixtures-General



6410E type (built up) keyswitch (key operated contact)



6410W23 keyswitch assy (w/early type tab switch w/plastic housing)



7069AH37 (shown w/Integral style keylock and switch unit [all in one]) (same snap-in inserts as AAA7069BH) [all AH keyswitches that can use the later ABA636A (blue switch) are now substituted by arrangements from type AAA7069BH]



AAA7069BH1 Keyswitch Assembly (with snap in graphic inserts and separate keylock colored collar. Same snap-in inserts & collars as 7069AH and w/ABA636A type (blue) switch.



AAA7069AAK1 (shown) w/Integral style chicklet (no snap-in inserts or colored separate collars) and w/ABA636A type (blue) switch.

Fixtures-General



AAA23500H1 (shown) but this AAA23500 series all looks similar.
 "variations are based on key lock used, key used, etc"



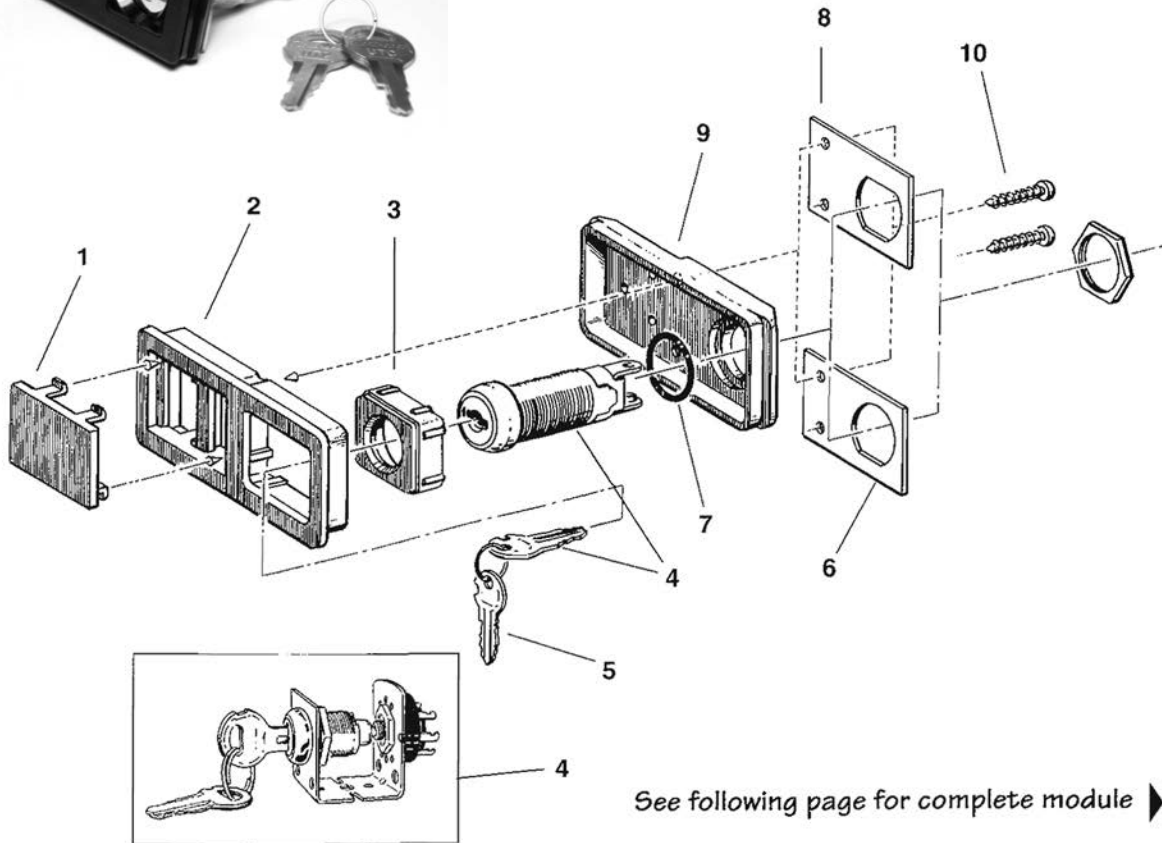
Series 5 Otis keyswitch

6 MUST QUESTIONS FOR KEYSWITCHES (CALL OSC WITH THIS INFO):

- PROVIDE ANY AND ALL MARKINGS DIRECTLY FROM THE KEYSWITCH ASSY AS WELL AS THE INDIVIDUAL COMPONENTS.
- PROVIDE ANY COMPONENT/VINTAGE TAG MARKINGS (LABEL OR TAG) FROM INSIDE THE ASSY WHICH HOUSES THE KEYSWITCH.
- WHAT KIND OF WORK IS BEING DONE? DIRECT SERVICE REPLACEMENT or MOD/ADDING A KEYSWITCH?
- KEY DESIGNATION (UTA, UTD, UTE, GA, GB, SA WD01, etc)
- IS THE CHICKLET INTO WHICH THE KEYSWITCH MOUNTS RECTANGULAR OR ROUND?
- WHAT IS THE FUNCTION OF THE KEYSWITCH & EXACT MARKINGS ON CHICKLET TO REPRESENT THE FUNCTION?



Type 7069AH Keyswitch Module



See following page for complete module ►►


Ref. No.	Part No.	Descriptions
1.	250E_ AAA250G1_	Graphic insert, indicate marking ADA Insert, indicate marking
2.	B396PB1 396LB1 AAA396MZ1-BLK	Chicklet Solid Black Plastic Chicklet - BLANK Vandal resistant chicklet - BLANK
3.	396XB_ or 396YB	Red, blue or grey mount
4.	Type 6410W	Keyswitch assembly
5.	6410W_	UTA, UTC, UTD, UTF or UTG - Specify Key Type
6.	316DMD1	Keyswitch bracket - style "A"
7.	182H8	'O'- Ring - 0.735" ID
8.	316DMD2	Keyswitch bracket - style "B"
9.	396KC_	Keyswitch housing
10.	124CY1	10mm long thread-forming M3 pan head screw

Fixtures-General

Type 7069AH Keyswitch Modules

7069 AH1

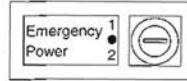
HOSPITAL SERVICE (401)



COLLAR - 396XB1
MOUNTING PLATE - 1,0 / .040 THK.
SWITCH - SPST
KEY - UTD (REMOVABLE AT ON-OFF)
INSERT - 250E11

7069 AH6

EMERGENCY POWER



COLLAR - 396XB3
MOUNTING PLATE - 1,0 / .040 THK.
SWITCH - SPDT
KEY - UTA (REMOVABLE AT 1-CENTER-2)
INSERT - 250E16

7069 AH12


SES PHASE I N.Y.C.



COLLAR - 396YB1
MOUNTING PLATE - 1,0 / .040 THK.
SWITCH - DPDT-MOMENTARY
KEY - YALE 2642 (REMOVABLE AT FIRE SVC-NORMAL)
INSERT - 250E22

7069 AH2


POWER (M.G. SET)



COLLAR - 396XB3
MOUNTING PLATE - 1,0 / .040 THK.
SWITCH - SPST
KEY - UTA (REMOVABLE AT ON-OFF)
INSERT - 250E12

7069 AH8


PARK C-T-L



COLLAR - 396XB3
MOUNTING PLATE - 1,0 / .040 THK.
SWITCH - SPDT-MOMENTARY
KEY - UTA (KEY REMOVABLE AT CENTER)
INSERT - 250E18

7069 AH13

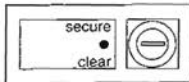
SES PHASE I CHICAGO



COLLAR - 396YB1
MOUNTING PLATE - 1,0 / .040 THK.
SWITCH - DPST
KEY - YALE 5957 (REMOVABLE AT OFF)
INSERT - 250E20

7069 AH3

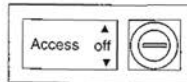
SECURITY (CAR)



COLLAR - 396XB1
MOUNTING PLATE: 1,0 / .040 THK.
SWITCH - SPDT-MOMENTARY
KEY - UTB (REMOVABLE AT CENTER)
INSERT - 250E13

7069 AH9


ACCESS



COLLAR - 396XB3
MOUNTING PLATE - 1,0 / .040 THK.
SWITCH - DPDT-MOMENTARY
KEY - UTE (KEY REMOVABLE AT CENTER)
INSERT - 250E19

7069 AH14


SES PHASE II N.Y.C.



COLLAR - 396YB1
MOUNTING PLATE - 1,0 / .040 THK.
SWITCH - SPST
KEY - YALE 2642 (REMOVABLE AT FIRE SVC-NORMAL)
INSERT - 250E24

7069 AH4


ATTENDANT (NAO 401)



COLLAR - 396XB3
MOUNTING PLATE - 1,0 / .040 THK.
SWITCH - SPST
KEY - UTC (REMOVABLE AT ON-OFF)
INSERT - 250E14

7069 AH10

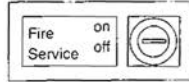
SES PHASE I ANSI



COLLAR - 396XB2
MOUNTING PLATE - 1,0 / .040 THK.
SWITCH - DPDT
KEY - UTF (KEY REMOVABLE AT OFF-ON)
INSERT - 250E21

7069 AH15

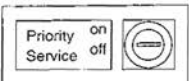
SES PHASE II CHICAGO



COLLAR - 396YB1
MOUNTING PLATE - 1,0 / .040 THK.
SWITCH - SPST
KEY - YALE 5957 (REMOVABLE AT OFF)
INSERT - 250E20

7069 AH5


EXPRESS PRIOR. SERVICE (NAO)



COLLAR - 396XB1
MOUNTING PLATE - 1,0 / .040 THK.
SWITCH - SPST-MOMENTARY
KEY - UTD (REMOVABLE AT ON-OFF)
INSERT - 250E11

7069 AH11

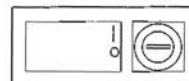
SES PHASE II ANSI (NAO 401)



COLLAR - 396XB2
MOUNTING PLATE - 1,0 / .040 THK.
SWITCH - SPST
KEY - UTF (KEY REMOVABLE AT OFF)
INSERT - 250E20

7069 AH26

EXPRESS PRIOR. SERVICE




COLLAR - 396XB1
MOUNTING PLATE - 1,5 / .060 THK.
SWITCH - SPST-MOMENTARY
KEY - UTD (REMOVABLE AT 0)
INSERT - 250E23

Type 7069AH Keyswitch Modules

7069 AH28

GROUP SECURITY (NAO)



COLLAR - 396XB1
MOUNTING PLATE - 1,0 / .040 THK.
SWITCH - SPST (BREAKING)
KEY - UTC (REMOVABLE AT OFF-ON)
INSERT - 250E29

7069 AH37


ATTENDANT (NAO-MRS)



COLLAR - 396XB3
MOUNTING PLATE - 1,0 / .040 THK.
SWITCH - SPST (BREAKING)
KEY - UTC (REMOVABLE AT OFF-ON)
INSERT - 250E14

7069 AH44


EXPRESS PRIO. SERVICE (NAO)



COLLAR - 396XB1
MOUNTING PLATE - 03,2 / .125 THK.
SWITCH - SPST-MOMENTARY
KEY - UTD (REMOVABLE AT OFF-ON)
INSERT - 250E11

7069 AH33

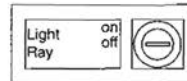
INSPECTION INITIATION (NAO-MRS,LRV)



COLLAR - 396XB3
MOUNTING PLATE - 1,0 / .040 THK.
SWITCH - SPST (MAKE/BREAK)
KEY - UTA (REMOVABLE AT OFF-INSPECT)
INSERT - 250E31

7069 AH38


LIGHT RAY CUT-OUT (NAO-LRV)



COLLAR - 396XB3
MOUNTING PLATE - 1,0 / .040 THK.
SWITCH - SPST
KEY - UTA (REMOVABLE AT OFF-ON)
INSERT - 250E33

7069 AH46

PARK C-T-L



COLLAR - 396XB3
MOUNTING PLATE - 3,2 / .125 THK.
SWITCH - SPDT-MOMENTARY
KEY - UTA (KEY REMOVABLE AT CENTER)
INSERT - 250E18

7069 AH34


INDEPENDENT SERVICE (NAO-MRS)



COLLAR - 396XB1
MOUNTING PLATE - 1,0 / .040 THK.
SWITCH - SPST (MAKE/BREAK)
KEY - UTA (REMOVABLE AT GROUP-IND. SVC.)
INSERT - 250E32

7069 AH40

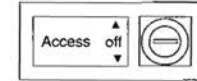
HALL CALL UP (NAO-LRV)



COLLAR - 396XB3
MOUNTING PLATE - 1,0 / .040 THK.
SWITCH - SPST MOMENTARY (CW)
KEY - UTD (REMOVABLE AT CENTER)
INSERT - 250E25

7069 AH47


ACCESS



COLLAR - 396XB3
MOUNTING PLATE - 3,2 / .125 THK.
SWITCH - DPDT-MOMENTARY
KEY - UTE (KEY REMOVABLE AT CENTER)
INSERT - 250E19

7069 AH35

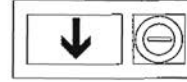
HOSPITAL SERVICE (NAO-MRS)



COLLAR - 396XB1
MOUNTING PLATE - 1,0 / .040 THK.
SWITCH - SPST (MAKE/BREAK)
KEY - UTD (REMOVABLE AT OFF-ON)
INSERT - 250E11

7069 AH41


HALL CALL DOWN (NAO-LRV)



COLLAR - 396XB3
MOUNTING PLATE - 1,0 / .040 THK.
SWITCH - SPST MOMENTARY (CW)
KEY - UTD (REMOVABLE AT CENTER)
INSERT - 250E26

7069 AH48


SES PHASE I ANSI



COLLAR - 396XB2
MOUNTING PLATE - 3,2 / .125 THK.
SWITCH - DPDT
KEY - UTF (KEY REMOVABLE AT OFF-ON)
INSERT - 250E21

7069 AH36

SES PHASE II ANSI (NAO-MRS, LRV)



COLLAR - 396XB2
MOUNTING PLATE - 1,0 / .040 THK.
SWITCH - SPST (MAKE/BREAK)
KEY - UTF (KEY REMOVABLE AT OFF)
INSERT - 250E20

7069 AH42

FAN - 2 SPEED (LRS)



COLLAR - 396XB1
MOUNTING PLATE - 1,0 / .040 THK.
SWITCH - SPDT
KEY - UTA (REMOVABLE AT 1-0-11)
INSERT - 250E34

For single speed fan module – see 7069AH17

7069 AH49

SES PHASE I N.Y.C.




COLLAR - 396YB1
MOUNTING PLATE - 3,2 / .125 THK.
SWITCH - DPDT MOMENTARY DOOR OPEN
KEY - YALE 2642 (REMOVABLE AT FIRE SVC-NORMAL)
INSERT - 250E32

Fixtures-General

Type 7069AH Keyswitch Modules

7069 AH50

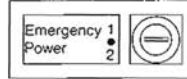
**SES PHASE I
CHICAGO**



COLLAR - 396YB1
MOUNTING PLATE - 3,2 / .125 THK.
SWITCH - DPST
KEY - YALE 5957 (REMOVABLE AT OFF)
INSERT - 250E20

7069 AH57

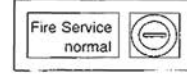
**EMERGENCY
POWER**



COLLAR - 396XB3
MOUNTING PLATE - 3,2 / .125 THK.
SWITCH - SPDT
KEY - UTF (REMOVABLE AT 1-CENTER- 2)
INSERT - 250E16

7069 AH62


**SES PHASE I
N.Y.C. - 1987**



COLLAR - 396YB1
MOUNTING PLATE - 1,0 / .040 THK.
SWITCH - DPST
KEY - YALE 2642 (REMOV. AT FIRE
SVC -NORM)
INSERT - 250E24

7069 AH53

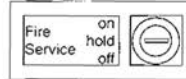
**GROUP
SECURITY
(NAO)**



COLLAR - 396XB1
MOUNTING PLATE - 3,2 / .125 THK.
SWITCH - SPST
KEY - UTG (REMOVABLE AT OFF-ON)
INSERT - 250E29

7069 AH58

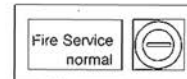
**SES
PHASE II**



COLLAR - 396XB2
MOUNTING PLATE - 1,0 / .040 THK.
SWITCH - DPDT
KEY - UTF (REMOVABLE AT
ON-HOLD-OFF)
INSERT - 250E35

7069 AH63

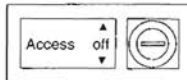
**SES PHASE I
N.Y.C. - 1987**



COLLAR - 396YB
MOUNTING PLATE - 3,2 / .125 THK.
SWITCH - DPST
KEY - YALE 2642 (REMOV. AT FIRE
SVC -NORM)
INSERT - 250E24

7069 AH54

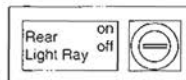
**INSPECTION
INITIATION
(SERVICE
REPLACEMENT ONLY)**



COLLAR - 396XB3
MOUNTING PLATE - 1,0 / .040 THK.
SWITCH - DPDT
KEY - UTF (REMOVABLE AT ▲-OFF-▼)
INSERT - 250E19

7069 AH59

**REAR LIGHT
RAY**



COLLAR - 396XB3
MOUNTING PLATE - 1,0 / .040 THK.
SWITCH - SPST
KEY - UTA (REMOVABLE AT OFF-ON)
INSERT - 250E36

7069 AH64

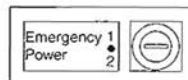
**SES PHASE II
N.Y.C. - 1987**



COLLAR - 396YB1
MOUNTING PLATE - 1,0 / .040 THK.
SWITCH - DPST
KEY - YALE 2642 (REMOVABLE AT NORM.)
INSERT - 250E24

7069 AH55


**EMERGENCY
POWER**



COLLAR - 396XB3
MOUNTING PLATE - 1,0 / .040 THK.
SWITCH - DPDT
KEY - UTF (REMOVABLE AT 1-CENTER- 2)
INSERT - 250E16

7069 AH60

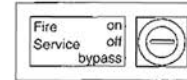
IN-CAR STOP



COLLAR - 396XB3
MOUNTING PLATE - 1,0 / .040 THK.
SWITCH - DPST
KEY - UTA (REMOVABLE AT STOP-RUN)
INSERT - 250E37

7069 AH65

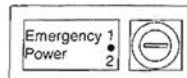
**SES PHASE I
CT.**



COLLAR - 396XB2
MOUNTING PLATE - 1,0 / .040 THK.
SWITCH - DPDT
KEY - BFDI (KEY REMOVABLE
AT OFF-ON)
INSERT - 250E21

7069 AH56


**EMERGENCY
POWER
(NAO-LRS)**



COLLAR - 396XB3
MOUNTING PLATE - 3,2 / .125 THK.
SWITCH - SPDT
KEY - UTF (REMOVABLE AT 1-CENTER- 2)
INSERT - 250E16

7069 AH61

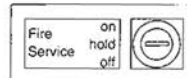
**INSPECTION
INITIATION
(CANADA-MRS.
LRV)**



COLLAR - 396XB3
MOUNTING PLATE - 1,0 / .040 THK.
SWITCH - SPST
KEY - UTE (REMOV. AT OFF - INSPECT)
INSERT - 250E31

7069 AH66

**SES PHASE II
CT.**




COLLAR - 396XB2
MOUNTING PLATE - 1,0 / .040 THK.
SWITCH - DPDT
KEY - BFDI (REMOVABLE AT
ON-HOLD-OFF)
INSERT - 250E35

Type 7069AH Keyswitch Modules

7069 AH67

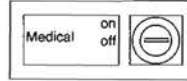
**SES PHASE I
CT.**



COLLAR - 396XB3
MOUNTING PLATE - 3,2 / .125 THK.
SWITCH - DPDT
KEY - BFDI (REMOVABLE AT OFF-ON)
INSERT - 250E21

7069 AH72


**EMERGENCY
MEDICAL
HALL KEY SW.
MASS**



COLLAR - 396YB2
MOUNTING PLATE - 3,2 / .125 THK.
SWITCH - DPST
KEY - YALE 3502 (REMOVABLE AT OFF-ON)
INSERT - 250E40

7069 AH68

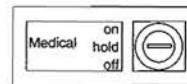
**SES PHASE I
MASS**



COLLAR - 396YB1
MOUNTING PLATE - 1,0 / .040 THK.
SWITCH - DPDT
KEY - YALE 3502 (REMOVABLE AT OFF-ON)
INSERT - 250E21

7069 AH73

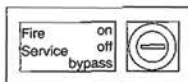
**EMERGENCY
MEDICAL
HALL KEY SW.
MASS**



COLLAR - 396YB2
MOUNTING PLATE - 1,0 / .040 THK.
SWITCH - DPDT
KEY - YALE 3502 (REMOVABLE AT ON-HOLD-OFF)
INSERT - 250E41

7069 AH69

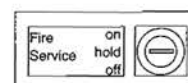
**SES PHASE I
MASS**



COLLAR - 396YB1
MOUNTING PLATE - 3,2 / .125 THK.
SWITCH - DPDT
KEY - YALE 3502 (REMOVABLE AT OFF-ON)
INSERT - 250E21

7069 AH70

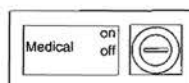
**SES PHASE II
MASS**



COLLAR - 396YB1
MOUNTING PLATE - 1,0 / .040 THK.
SWITCH - DPDT
KEY - YALE 3502 (REMOVABLE AT ON-OFF-HOLD)
INSERT - 250E35

7069 AH71

**EMERGENCY
MEDICAL
HALL KEY SW.
MASS**

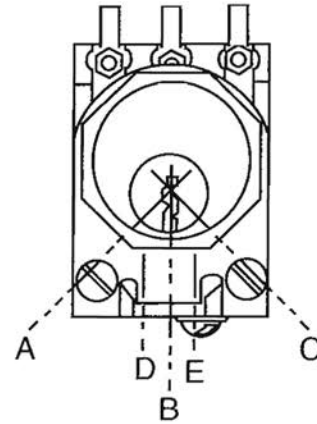


COLLAR - 396YB2
MOUNTING PLATE - 1,0 / .040 THK.
SWITCH - DPST
KEY - YALE 3502 (REMOVABLE AT OFF-ON)
INSERT - 250E40

Fixtures-General

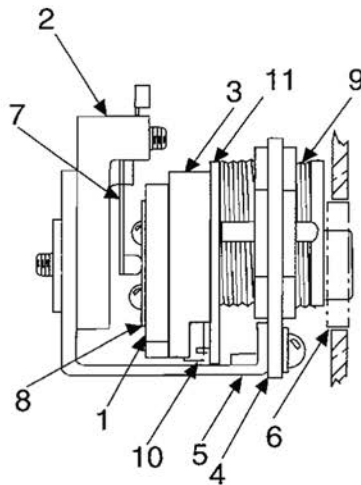
6410E Key Operated Switch

Three Contact Switch
Using type GA and GE Key



Complete Key Switch:

Part No.	Descriptions	Momentary	No. of Position	Key Removable in Position	Stop Screw	Key type
6410E1	Making and breaking contact. LM. G. Starting switch.	Y	A, B, C	B	—	#27248GA
6410E2	Single make or Single break Break and make w/common	Y	A, B	B	Position E	#27248GA
6410E3	Same as E2	N	A, B	B	Position E	#27248GA
6410E4	Same as E2	N	A, B	A, B	Position E	#27248GA
6410E5	Single throw double making	Y	A, B	B	Position E	#27248GA
6410E6	Single make double throw	Y	A, B, C	B	—	#27248GA
6410E7	Double make w/common	N	A, B	B	Position E	#27248GA
6410E8	Single throw double make	Y	A, B	B	Position E	#18549GE
6410E9	Making and breaking	Y	A, B, C	B, C	—	#27248GA
6410E10	Same as E2	N	A, B	A, B	Position E	#18549GE
6410E11	Single make double throw	N	A, B, C	A, B, C	—	#27248GA
6410E12	Same as E2	N	A, B	B	Position E	VP-797110



6410E Key Operated Switch

Replacement Parts:

Ref. No.	Part No.	Descriptions	Ref. No.	Part No.	Descriptions
1.	275AH1	Barrier, insulating	9.	A431C3	Lock w/2 keys, used in 6410E 1, 2, 3, 5, 6 +7.
2.	306AP1	Contact base		A431C8	Lock w/2 keys, used in 6410E 4
3.	306AR1	Contact base		A431C10	Lock w/2 keys, used in 6410E 8
4.	A316AR1	Bracket		A431C12	Lock w/2 keys, used in 6410E 10
5.	A316ZP2	Bracket		A431C13	Lock w/2 keys, used in 6410E 9
6.	340AA2	Collar <i>See Details Below</i>		A431C17	Lock w/2 keys, used in 6410E 11
7.	150AF2	Contact, metallic w/spring	10.	92H4	Spring, spiral torsion
8.	152AE1	Movable contact (used in 6410 E1+ 9)	11.	477AM1	Stop
	152AE2	Movable contact (used in 6410 E2,3,4, +10)		VP-796905	Key, 'GA', orig.# 27248GA
	152AE3	Movable contact (used in 6410 E5 7+8)		VP-797100	Key, 'GE', orig.# 18549GE
	152AE4	Movable contact (used in 6410 E6 and 11)			



340AA2_* Black

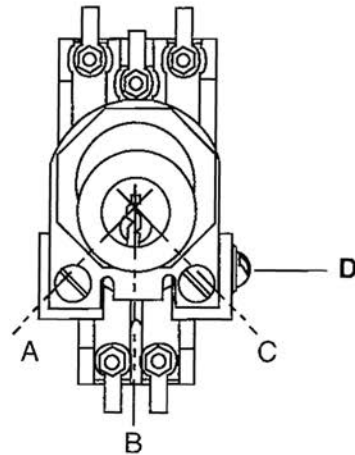
340AA3_* Red

* Indicate Marking, 1" O.D.

Fixtures-General

6410H Key Operated Switch

Five Contact Switch
Using type GA and GB Key

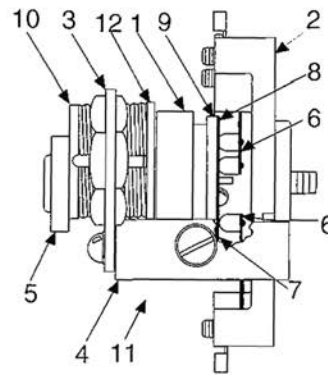


Complete Key Switch:

Part No.	Descriptions	Momentary	No. of Position	Key Removable in Position	Stop Screw	Key type
6410H1	Double making + breaking	Y	A, B, C	B	—	#14398GB
6410H2	Double making + breaking	Y	A, B	B	Position D	#27248GA
6410H3	Double making + breaking	N	A, B	B	Position D	#27248GA
6410H4	Double making + breaking	N	A, B	A, B	Position D	#27248GA
6410H6	Double making + breaking	Y	A, B, C	B	—	#27248GA
6410H7	Double making + breaking	N	A, B, C	A, B, C	—	



- 340AA2_* Black
- 340AA3_* Red
- * Indicate Marking, 1" O.D.



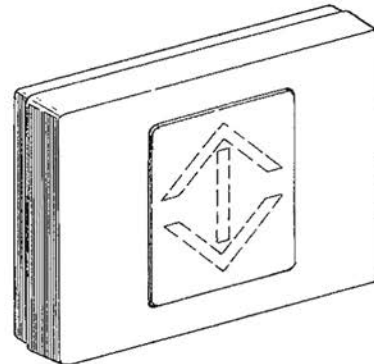
Replacement Parts:

Ref. No.	Part No.	Descriptions	Ref. No.	Part No.	Descriptions
1.	306AR2	Contact base	10.	A431C3	Lock w/2 keys, used in 6410H2, 3, 6
2.	306FY1	Contact base		A431C8	Lock w/2 keys, used in 6410H4
3.	A316AR1	Bracket		A431C15	Lock w/2 keys, used in 6410H1
4.	316BPW1	Bracket		A431C30	Lock w/2 keys, used in 6410H7
	316BPW2	Bracket	11.	92H4	Spring, spiral torsion
5.	340AA2	Collar <i>See Details Above</i>	12.	477AM1	Stop
6.	150AF2	Contact, metallic w/spring		VP-796905	Key, 'GA', orig.# 27248GA
7.	156AH1	Movable contact		VP-797050	Key, 'GB', orig.# 14398GB
8.	156AJ1	Movable contact			
9.	179BH1	Holder, contact			


Hall Lantern Assembly (LRS, MRS, MRVF, E-401)

Available in:

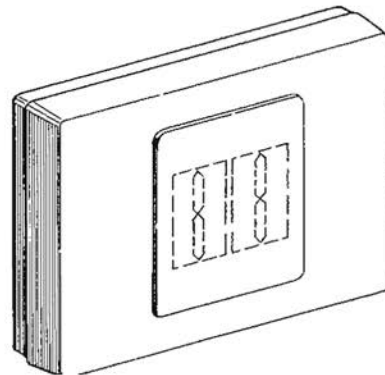
- Vertical or horizontal mountings
- With or without gong
- Stainless steel or bronze finish



6646CY HALL LANTERN
(LRS, MRS, MRVF, E-401)



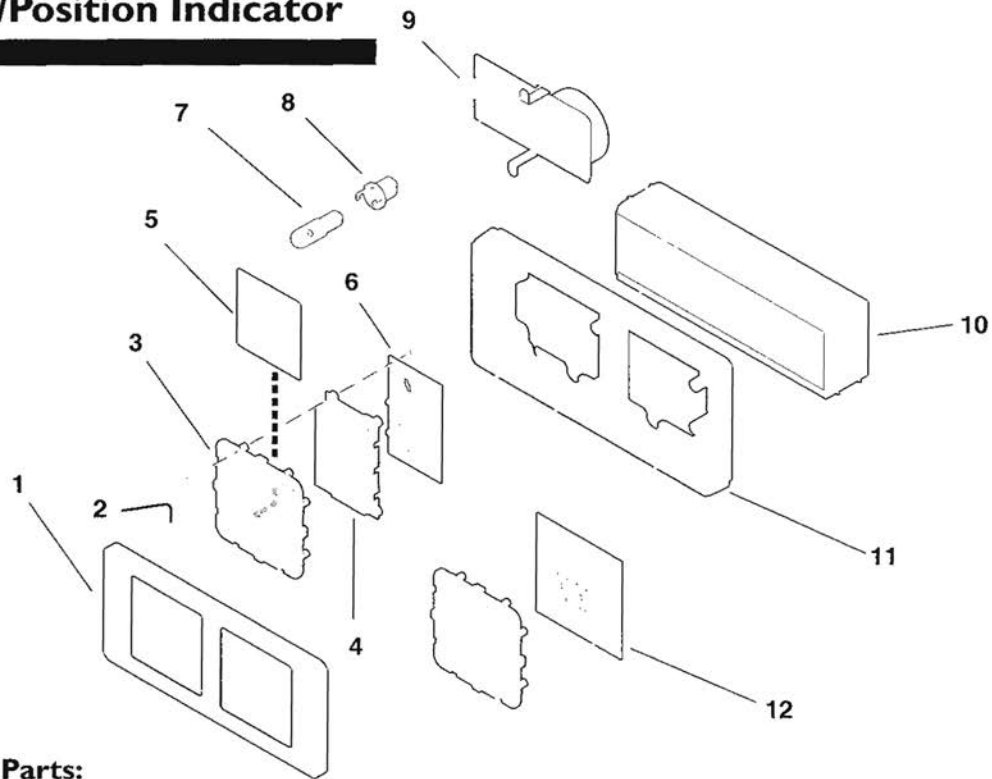
6646CY HALL LANTERN &
POSITION DISPLAY
(MRS, MRVF)
6646DT (LRS-3)



6646CY HALL POSITION DISPLAY
(LRS-3, MRS, MRVF, E-401)

Fixtures-General

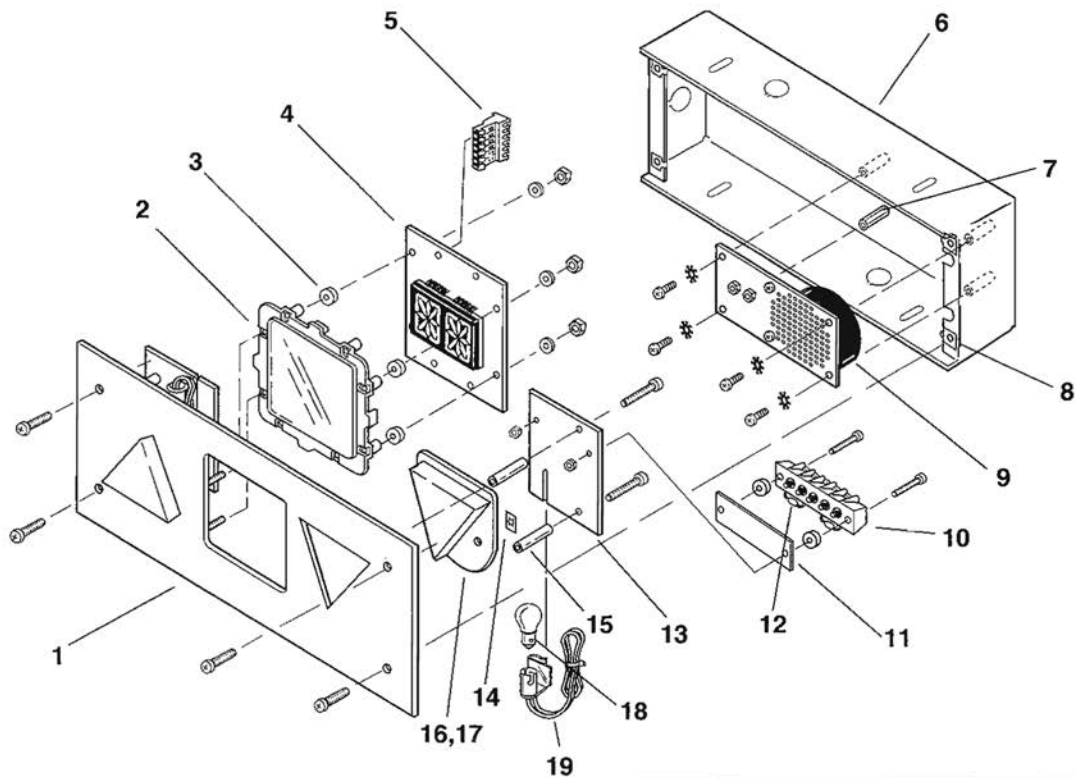
Type 6646CY Hall Lantern/Position Indicator



Replacement Parts:

Ref. No.	Part No.	Descriptions
1.	AAA147NX8-MF4	Faceplate, stainless steel w/set screws (1 display)
	AAA147NX6-MF4	Faceplate, stainless steel w/set screws (2 display)
	AAA147NX8-BR7	Faceplate, brushed bronze w/set screws (1 display)
	AAA147NY6-BR7	Faceplate, brushed bronze w/set screws (2 display)
2.	IS04027M3X8-45H-2	Cone point set screw
3.	443CC1	Lens, green 4.48" x 4.48"
	443CC2	Lens, red
4.	278HA1	Reflector lantern
5.	449BH2	Lantern diffuser
6.	8200GA1	Lantern P.C. board w/lamps + sockets
7.	424R1	Lamp for lantern P.C. board
8.	467AT1	Lamp socket
9.	A8200BE1	Gong P.C. board (new design, for 6646CY, A6646DS and 6646DT)
10.	309BN11	3 gang electrical box
	309BN12	5 gang electrical box
11.	396JJ1	Housing (single display)
	396JL2	Housing (double display)
12.	ACA26800HJ1	Position ind. P.C. board

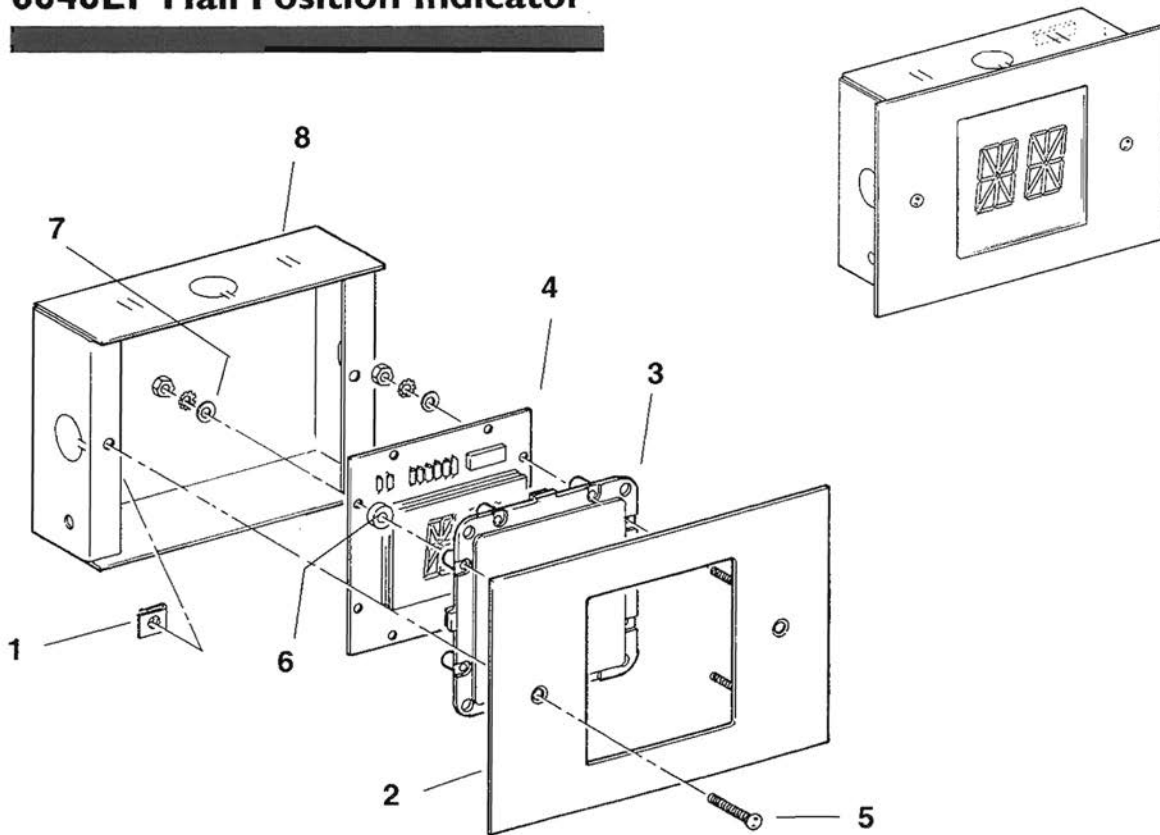
Type 6646EG Hall Lantern Spare Parts



Ref. No.	Part No.	Descriptions
1.	147MV	Faceplate
2.	443CC1	Lens, green
3.	462GV1	Spacer (.125)
	462GV2	Spacer (.309)
4.	ACA26800HJ1	Vacuum fluorescent P.I.
5.	P614AS1	Connector
6.	313CJ1	Box
7.	354AG5	Post
8.	72CE10	Clip
9.	A8200BE1	Gong board
10.	P303BB4	Terminal block
11.	102EY27	Making strip
12.	612B3	Diode
13.	105KF1	Base plate
14.	72CE2	Speed nut
15.	137AP5	Tubing
16.	A449AS1	Hall lantern glass, white
	449BA1	Hall lantern glass, white (round)
17.	443BK1	Red filter, arrow
	443BK2	Red filter, round
18.	424D2	Lamp (G.E. 1692)
19.	467AX1	Lamp socket


Fixtures-General

6646EF Hall Position Indicator



Ref. No.	Part No.	Descriptions	Ref. No.	Part No.	Descriptions
1.	72BX7	Clip	5.	124DK1	Screw, spanner head, stainless steel, brush finish
2.	147MT1	Faceplate, stainless steel, brush finish		124DK2	Screw, spanner head, brass, brush finish
	147MT2	Faceplate, bronze, brush finish		124DK13	Screw, spanner head, stainless steel, mirror finish
	147MT3	Faceplate, stainless steel, mirror finish		124DK14	Screw, spanner head, brass, mirror finish
	147MT4	Faceplate, bronze, mirror finish	6.	462GV1	Spacer
3.	443CC1	Lens, green, 4.48" X 4.48"	7.	462GV4	Spacer
	443CC2	Lens, red	8.	A313CH2	Box
4.	ACA26800HJ1	P.C. board, position indicator			

Type 7069AJ Hall Panel

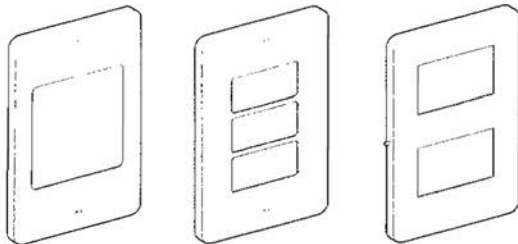


Buttons not included

- 7069AJ1** Hall panel for **7069F**, **7069AG**, and **7069AH** hall button modules, stainless steel, maximum (1) module
- 7069AJ2** Bronze, maximum (1) module
- 7069AJ3** Stainless steel, maximum (2) modules
- 7069AJ4** Bronze, maximum (2) module
- 7069AJ5** Stainless steel, maximum (3) modules
- 7069AJ7** Stainless steel, maximum (4) modules

- **Assembly Includes: Faceplate, jumpers, grounding strips, housing**

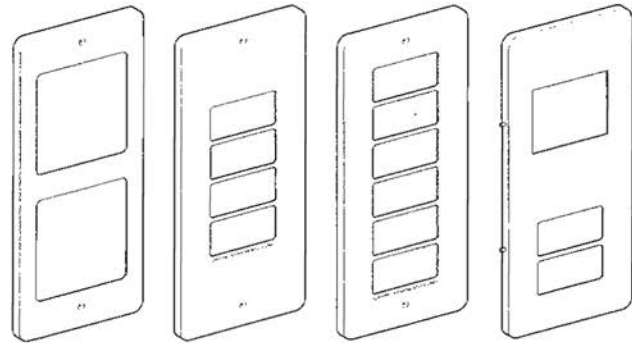
Faceplate Options:



AAA147NX_

Available in:

- Stainless steel & bronze
- Mirror & brush finishes
- Front & side mountings

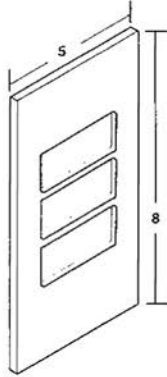


AAA147NY_

Part No.	Descriptions
AAA147NX_	Faceplate (Please indicate finish & number of modules up to 3) Size = 7.33" x 5.01"
AAA147NY_	Faceplate (Please indicate finish & number of modules up to 6) Size = 11.02" x 5.01"

Fixtures-General

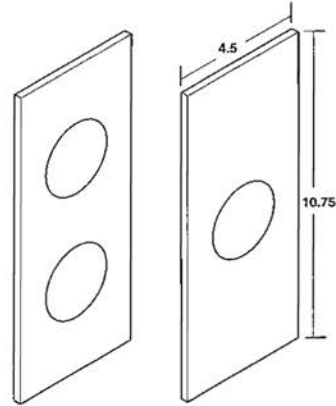
Faceplates



Type 147MR

Available in:

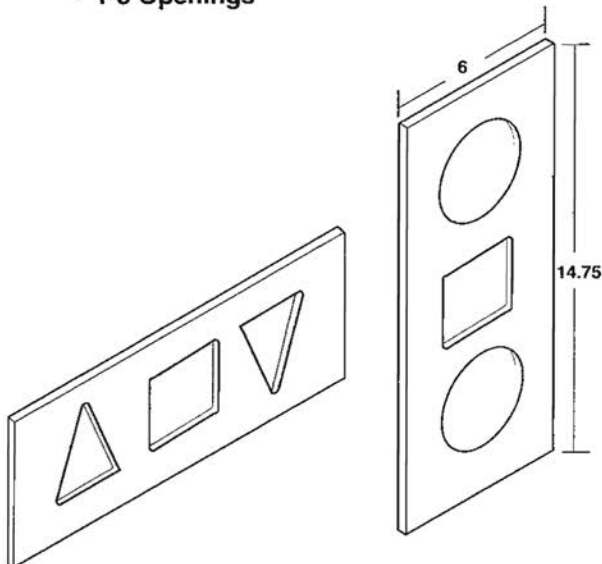
- Stainless steel or Bronze
- Brush or Mirror finish
- 1-3 Openings



Type 147LT

Available in:

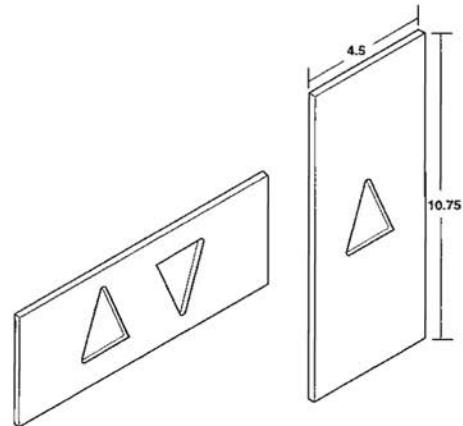
- Stainless steel or Bronze
- Brush or Mirror finish
- Intermediate or Terminal



Type 147MV

Available in:

- Vertical or Horizontal
- Stainless steel or Bronze
- Brush or Mirror finish
- Intermediate or Terminal

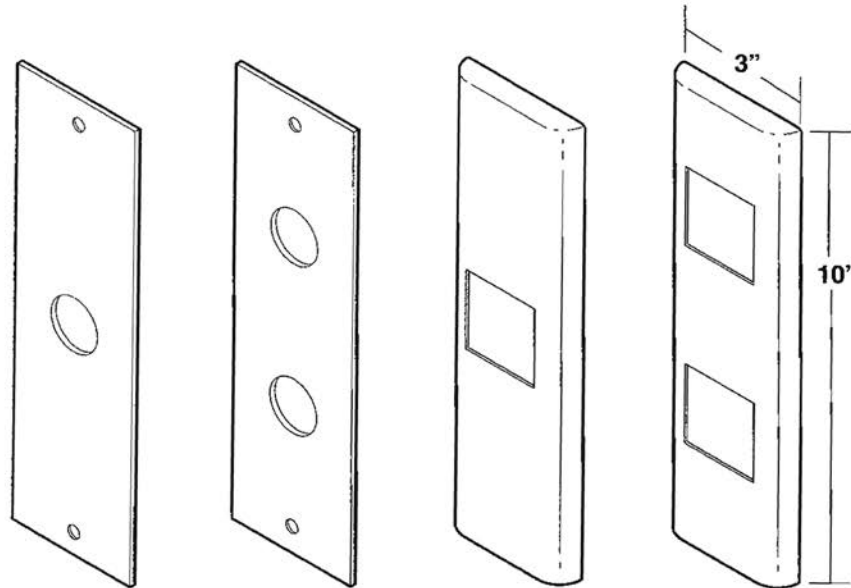


Type 147LV

Available in:

- Vertical or Horizontal
- Stainless steel or Bronze
- Brush or Mirror finish
- Intermediate or Terminal

Faceplates



Type 147JF

Type 147FD

Part No. Descriptions

- Type 147JF** Flat faceplate
- Available in:**
- Stainless steel or bronze
 - Brush or mirror finish
 - 1-3/4" square cut outs
 - 1-3/16", 1-1/2" circle cut outs

Please indicate number of cut outs when ordering.


Part No. Descriptions

- Type 147FD** Pan shaped faceplate
- Available in:**
- Stainless steel or bronze
 - Brush or mirror finish
 - 1-3/4" square cut outs
 - 1-3/16", 1-1/2" circle cut outs

Please indicate number of cut outs when ordering.

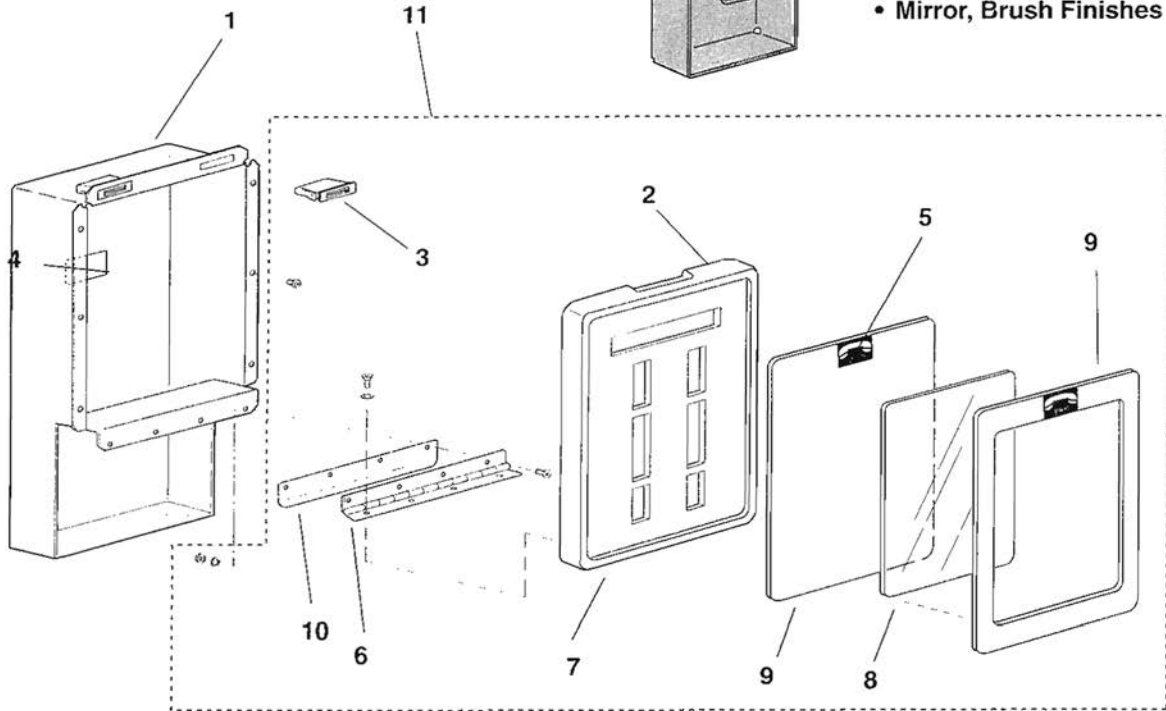
Fixtures-General

A7155B Telephone Cabinet



Available in:

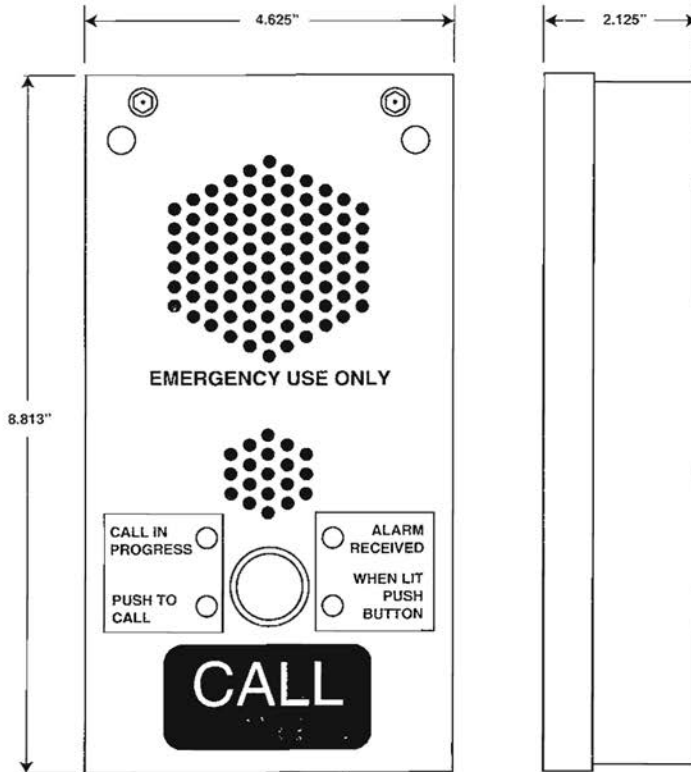
- Stainless steel, Bronze
- Mirror, Brush Finishes



Ref. No.	Part No.	Descriptions
----------	----------	--------------

1.	308JF1	Box
2.	386BDK6	Strikeplate
3.	331BK1	Magnet
4.	102FY2	Warning tag
5.	AAA428H2	Phone fig. w/braille (except Canada)
6.	391BP1	Hinge
7.	406BJ2	Door
	406BJ3	(For Canada)
8.	443CE1	Window 6.52" x 9.51"
9.	A147VB_	Faceplate (specify finish, solid or cutout, with or without phone symbol)
	147VB_	Faceplate (specify finish, solid or cutout, with phone symbol)
10.	93FE1	Spring
11.	Door Assembly Kit (Call for Assistance)	

Handsoff™ Telephone



- Raised letters and braille
- Visual signals
- No handset for hand-free operation
- Built-in auto dialer
- Fits in existing phone box
- Dials two pre-programmed numbers
- Tamper resistant screws
- FCC registered

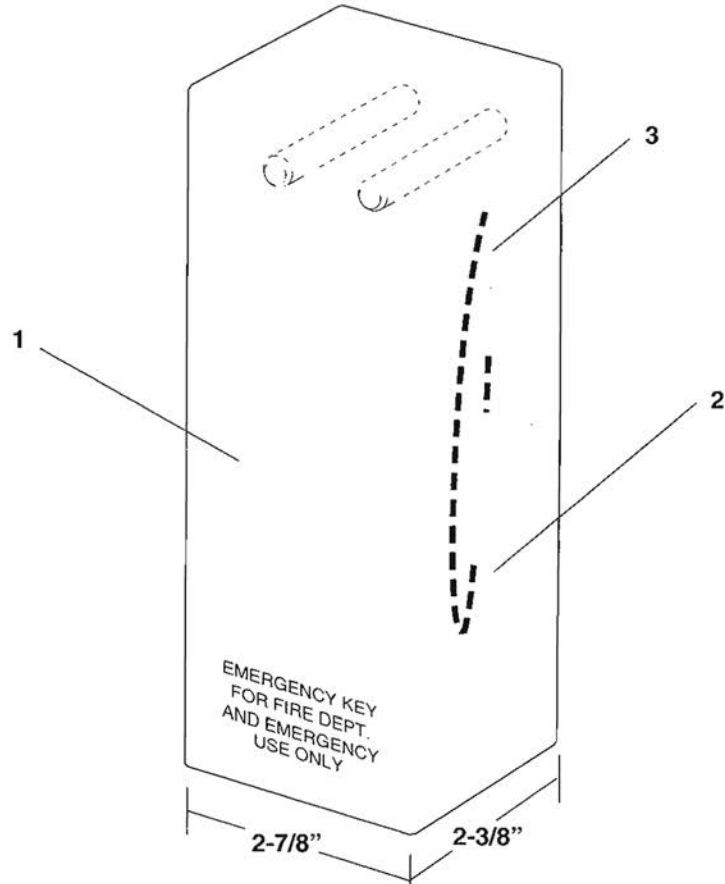
Part No.	Descriptions
----------	--------------

CAA7145E1

This Handsoff Telephone is designed to help trapped passengers, including disabled passengers, call for help. This device is ADA compliant and will enhance the safety and security of all passengers. The Handsoff Telephone is also designed to meet the ASME A17.1 Elevator Safety Code requirements for two-way communication.

Fixtures-General

Emergency Key Box Spare Parts



Ref. No.	Part No.	Descriptions
1.	443J4	Glass 11.25" x 2.31"
2.	387B1	Hammer with safety chain
3.	509D1	Hook

Fixtures-General
Miscellaneous Keys & Locks

Keys

Vendor	Vendor No.	Unitec No.
Eagle	A36A4	VP-796300
Corbin	BGM30 (for 431Y1 Lock)	VP-796345
Hart	1561-488	VP-796350
Eagle	A36A123	VP-796810
Corbin	4T74635	VP-796841
Yale	#47	VP-796850
Yale	GA27248	VP-796905
Yale	14398GB	VP-797050
Yale	18549E	VP-797100
Yale	#5957 (SA key)	VP-797110
Yale	#2642	VP-797120
Yale	#3502	VP-797130
Chicago	BFD1	VP-797140
		6410W-UTA
		6410W-UTB
		6410W-UTC
		6410W-UTD
		6410W-UTE
		6410W-UTF
		6410W-UTG
		6410W-UTH

Locks

Vendor	Vendor No.	Unitec No.
McMaster	7010K3	VP-810200
Chicago	41531W90	VP-810380
Chicago	#3205	VP-810435
Yale	#C-951A	Use A431C26
Corbin	219K09551226D	431Y1-DC (Dull Chrome)
		431Y1-7 (Brushed Brass)
Corbin	#15751	431Y3-DC

Type A431C_ used in Otis type 6410 keyswitches.
Please indicate key type & key removable position.

Type AAA431AF_ Northeast locks with base # D4152_.

Fixtures-General

Graphic Inserts for Advanced Fixtures



P/N: 250D1



P/N: 250D2



P/N: 250D3



P/N: 250D4



P/N: 250D5



P/N: 250D6



P/N: 250D7



P/N: 250D8



P/N: 250D9



P/N: 250D10



P/N: 250D11



P/N: 250D12



P/N: 250D13



P/N: 250D14



P/N: 250D15



P/N: 250D16



P/N: 250D17



P/N: 250D18



P/N: 250D19



P/N: 250D20

ONLY LIMITED STOCK REMAINING DUE TO OBSOLESCENCE. HAVE OSC SPECIFY YOU THE APPROPRIATE METAL BRAILLE EQUIVALENT INSERT TYPE AAA250G

Graphic Inserts for Advanced Fixtures



P/N: 250D21



P/N: 250D22



P/N: 250D23



P/N: 250D24



P/N: 250D25



P/N: 250D26



P/N: 250D27



P/N: 250D28



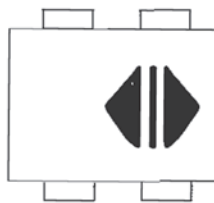
P/N: 250D29



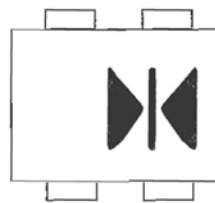
P/N: 250D30



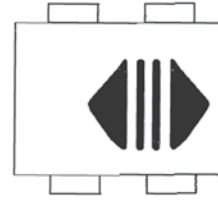
P/N: 250D31



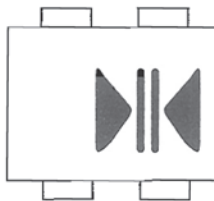
P/N: 250E1
Door Open
Button



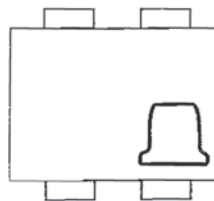
P/N: 250E2
Door Closed
Button



P/N: 250E3
Rear Door
Open Button



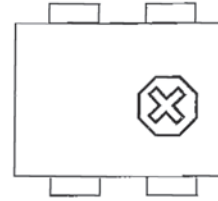
P/N: 250E4
Rear Door
Closed Button



P/N: 250E5
Alarm Button



P/N: 250E6
Attendant
Non-Stop Button

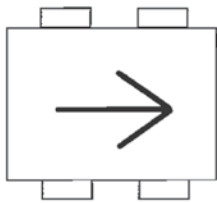


P/N: 250E7
Emergency
Stop Switch

ONLY LIMITED STOCK REMAINING DUE TO OBSOLESCENCE. HAVE OSC SPECIFY YOU THE APPROPRIATE METAL BRaille EQUIVALENT INSERT TYPE AAA250G

Fixtures-General

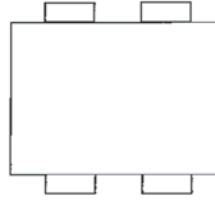
Graphic Inserts for Advanced Fixtures



P/N: 250E8
Jamb Button



P/N: 250E9
Call Cancel Button



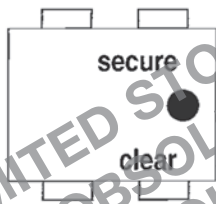
P/N: 250E10
Blank



P/N: 250E11
K/S Hospital Service



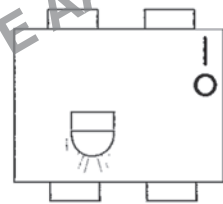
P/N: 250E12
K/S Power (MG SET)



P/N: 250E13
K/S Security



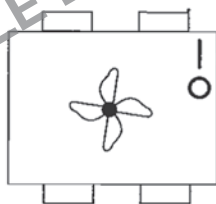
P/N: 250E14
K/S Attendant



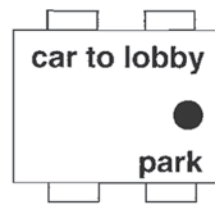
P/N: 250E15
K/S Light



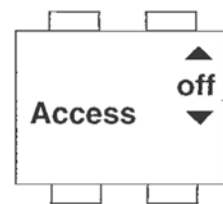
P/N: 250E16
K/S Emergency Power



P/N: 250E17
K/S Fan Single Speed




P/N: 250E18
K/S Park CTL



P/N: 250E19
K/S Access



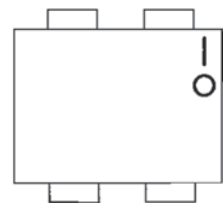
P/N: 250E20
K/S SES PH. 2
ANSI/PH. 1 CHI.
PH. 2 CHICAGO



P/N: 250E21
K/S SES
PH1 ANSI



P/N: 250E22
K/S SES
PH1 N.Y.C.



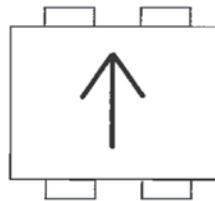
P/N: 250E22
K/S Independent service/Atten/CTL (ETO)

ONLY LIMITED STOCK REMAINING DUE TO OBSOLESCENCE. HAVE APPROPRIATE METAL BRAILLE EQUIVALENT INSERT TYPE AAA250G

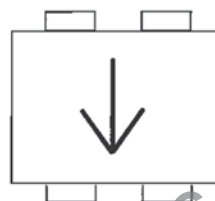
Graphic Inserts for Advanced Fixtures



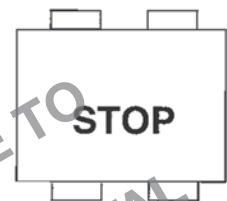
P/N: 250E24
K/S PH2 N.Y.C.



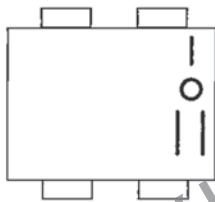
P/N: 250E25
Hall Up
Button



P/N: 250E26
Hall Down
Button



P/N: 250E27
Emergency
Stop (ETO)
K/S or Button



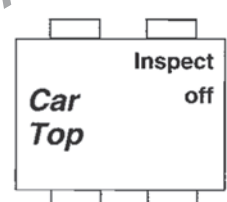
P/N: 250E28
K/S Car to
Lobby (ETO)



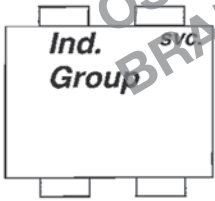
P/N: 250E29
K/S
Group Security



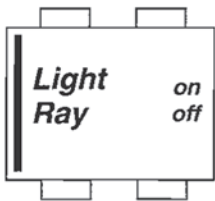
P/N: 250E30
Attendant Non-Stop
Button (ETO)



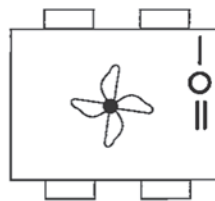
P/N: 250E31
K/S (NAO)
Inspection
Initiation



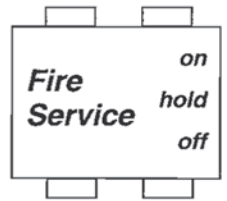
P/N: 250E32
K/S (NAO)
Independent Service



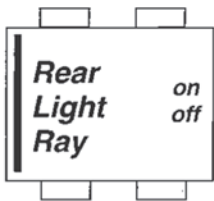
P/N: 250E33
K/S (NAO)
Light-Ray
Cutout



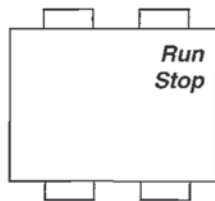
P/N: 250E34
K/S (NAO)
Fan 2-Speed



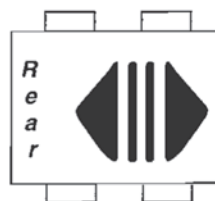
P/N: 250E35
K/S
SES PH. 2 ANSI



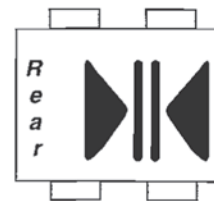
P/N: 250E36
K/S (NAO) Rear
Light-Ray Cutout



P/N: 250E37
K/S (NAO)
In Car Stop



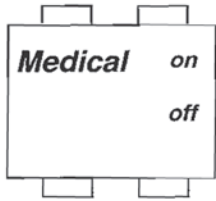
P/N: 250E38
Button (NAO)
(Not Canada)
Rear Dr. Open



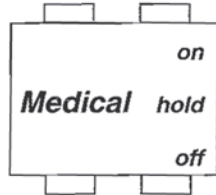
P/N: 250E39
Button (NAO)
(Not Canada)
Rear Dr. Close

Fixtures-General

Graphic Inserts for Advanced Fixtures




P/N: 250E40
K/S Emergency
Medical Hall



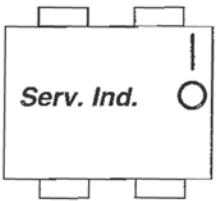
P/N: 250E41
Emergency
Medical Car



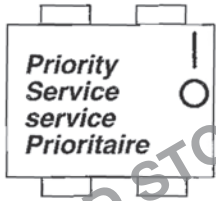
P/N: 250E42
Inspection



P/N: 250E43
Independent
Service



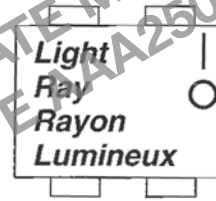
P/N: 250E44
Independent
Service




P/N: 250E45
Hosp. Serv.
Priority Serv.



P/N: 250E46
Hosp. Serv.
Priority Serv.



P/N: 250E47
Rear Light
Ray



P/N: 250E48
PH. 1 Auto Recall




P/N: 250E49
PH. 2



P/N: 250E50
PH. 2



P/N: 250E51
Light Ray



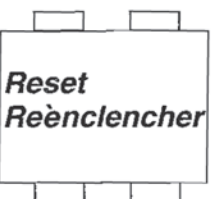
P/N: 250E52
Light Ray



P/N: 250E53
Access



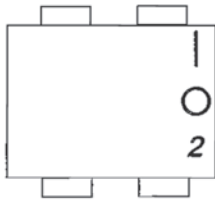
P/N: 250E54
Access



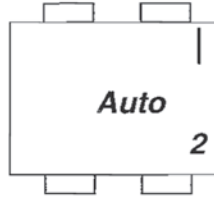
P/N: 250E55
Reset

ONLY LIMITED STOCK REMAINING DUE TO
 OBSOLESCENCE. HAVE
 OSC SPECIFY YOU THE APPROPRIATE METAL
 BRILLE EQUIVALENT INSERT TYPE PAA250G


Graphic Inserts for Advanced Fixtures



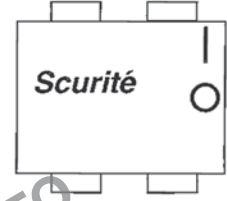
P/N: 250E57
Emergency Power




P/N: 250E58
Emergency Power



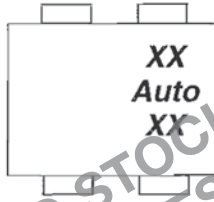
P/N: 250E59
Group Security



P/N: 250E60
Group Security



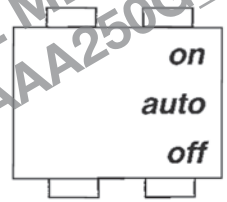
P/N: 250E61
Rear Light Ray



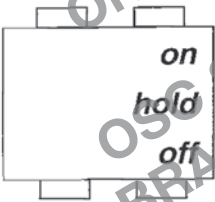
P/N: 250E62
K/S Elevator Emerg. Power Red Letters



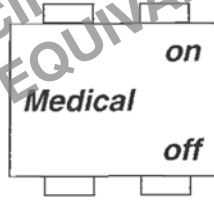
P/N: 250E63
K/S Emergency Recall Red Letters



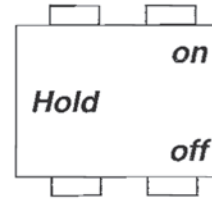
P/N: 250E64
K/S Emergency Recall Red Letters



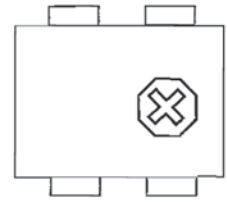
P/N: 250E65
K/S Emergency Recall Red Letters




P/N: 250E66
K/S Emergency Medical Hall



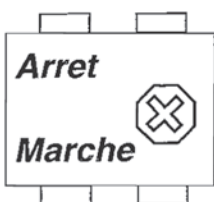
P/N: 250E67
K/S Emergency Medical Car



P/N: 250E68
K/S Emergency Stop Switch



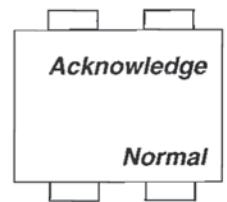
P/N: 250E69
K/S Emergency Stop Switch



P/N: 250E70
K/S Emergency Stop Switch



P/N: 250E72
K/S Phase 2 N.Y.C. Red Letters



P/N: 250E76
K/S Alarm Acknowledge

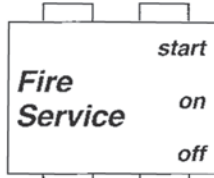
ONLY LIMITED STOCK REMAINING DUE TO OBSOLETE PRESENCE. HAVE APPROPRIATE METAL TYPE AAA250G- OSC SPECIFY YOU THE APPROPRIATE METAL TYPE AAA250G- BRAILLE EQUIVALENT INSERT

Fixtures-General

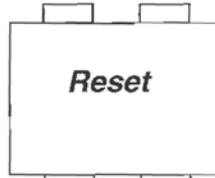
Graphic Inserts for Advanced Fixtures



P/N: 1J-250E9



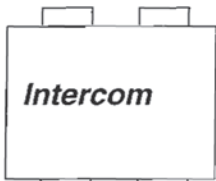
P/N: 1J-250E2



P/N: 1J-250E112



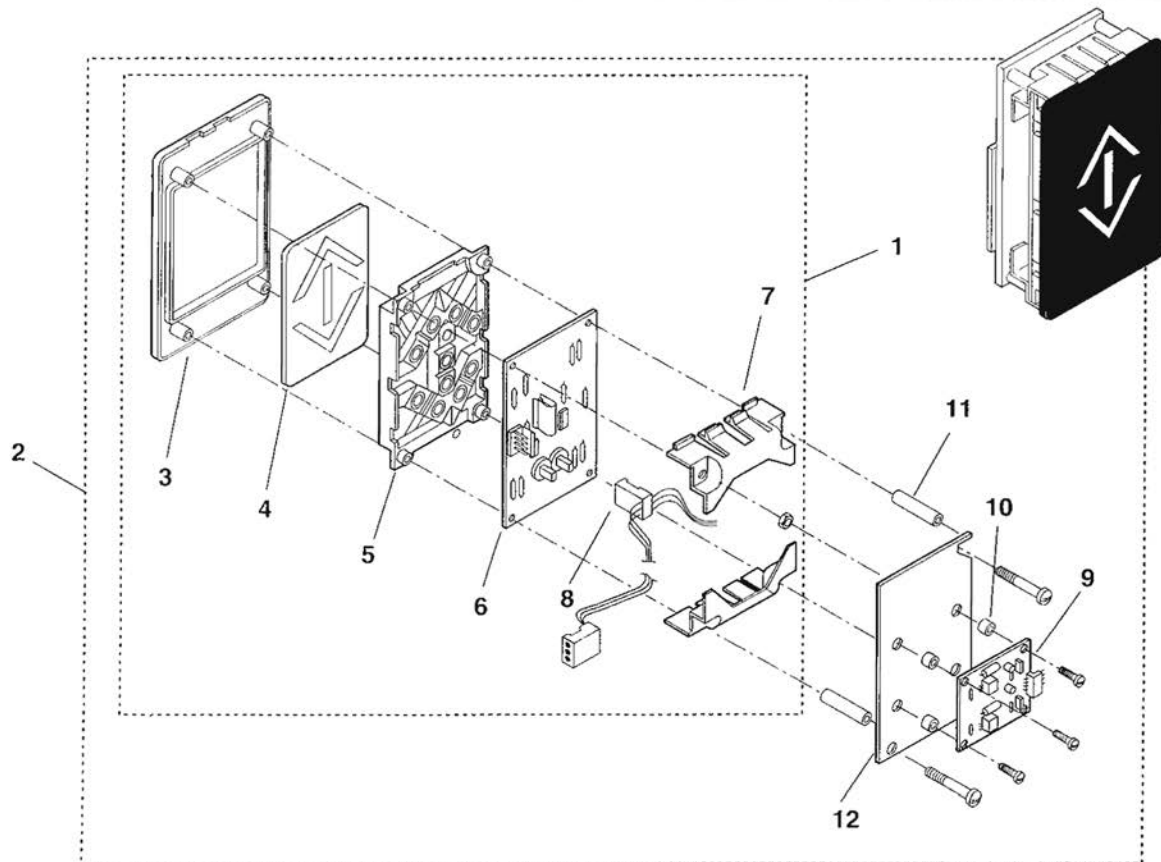
P/N: 1J-250E32



P/N: 1J-250E43

ONLY LIMITED STOCK REMAINING DUE TO
OBSOLESCENCE. HAVE
OSC SPECIFY YOU THE APPROPRIATE METAL
BRAILLE EQUIVALENT INSERT TYPE AAA250G

Type A6463T in Car Lantern



Ref. No.	Part No.	Descriptions
1.	A6463T1	In-Car Lantern Assy. – Green W/O Ref. 9
2.	A6463T2	In-Car Lantern Assy. – Red W/O Ref. 9
	A6463W12	In-Car Lantern Assy. w/Select-a-color board. (Replaces A6463T3 & T4, W3, W4 formerly using ref. 9)
3.	A443CD1	Lens, green, 3.307" wide x 5.198" long
4.	449BH1	Diffuser, 2.706" wide x 3.386" long
5.	278HA1	Reflector, 2.632" wide x 4.246" long
6.	8200GA1	Lantern P.C. board w/lamps & sockets
7.	AAA396MW1	Lantern housing, 1.3" wide x 2.74" long
8.	AAA447C3 or AAA447AC5	Connector
9.	C8121BB1	P.C. board semi-conductor switch module
10.	354CD5	Spacer, .312" long, 1/4" O.D.
11.	354CD4	Spacer, 1.25" long, 1/4" O.D.
12.	386BTR1	Plate

Notes