

**NEXTSTEP™ ESCALATOR  
CONTROL SYSTEM  
(EN115 and ANSI)**

**Spare Parts Leaflet**

**10-GCA26200BA**

**November 8, 2007 / Page 1 of 15**

**TRANSFORMER  
FUSES  
SWITCHES**



**S.P.L. 10/GO225  
S.P.L. 10/GO375  
S.P.L. 10/GAA638/G..26404A  
S.P.L. 35/GO177CG  
S.P.L. 50/G..27078B**



**OTIS**

**Safety First!**

**ESCALATOR ENGINEERING  
Otis Elevator Company  
OEC SHANGHAI**

## Leaflet Description

The leaflet includes parts related to the NextStep™ escalator control system. Following parts are shown and listed below.

- The E-PAC controller including:
  - ❖ The main PC board (ECBII: Escalator Control Board) with EPROM and software, fuses
  - ❖ The remote station RS-FF and RS4R
  - ❖ The transformer, the fuses
  - ❖ The main contactors
- The components being part of the electrical system like
  - ❖ Main switch
  - ❖ Safety switches
  - ❖ Emergency stop switches, sensors

## Leaflet Revisions

Date Revised	Subject Matter Expert	Reason for Revision
July 2005	Mustapha Toutaoui	Stop switch: part number corrected
November 2007	Wallace Wang	Revised

## Related Drawings

Drawing No.	Title	Drawing No.	Title

## Related Documents

Document ID	Title
ODS GCA26200BA	Next step newest order data sheet

## Subject Matter Expert

Name	Department
Wu Ruilin	OEC Shanghai

## About Spare Parts Leaflets...

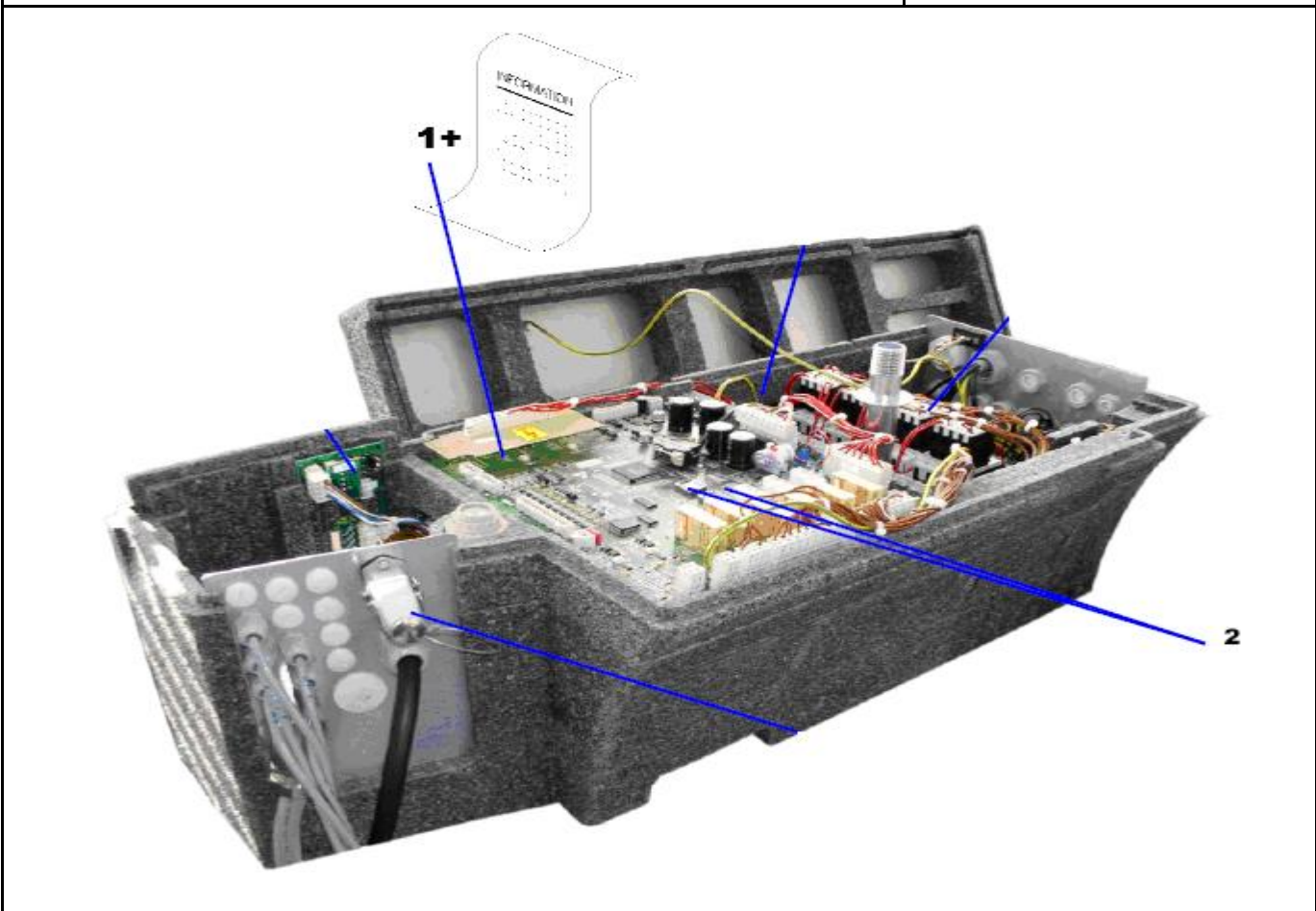
This document lists the lowest replaceable units (LRUs) for the standard version of the product. The LRUs are chosen by a team of Otis associates representing engineering and manufacturing.

While goal of this document is to make parts identification as easy as possible, the document cannot be all-inclusive. Elevator and escalator contracts classified as “special” or “custom” are not addressed here. For such contracts, please refer to specified information, the contract folder, TIPS, Field Education Articles, Construction Letters, etc. for further information.

If you have any suggestions about this document, please contact the subject matter expert listed on this page.

# NEXTSTEP™ Escalator CONTROL SYSTEM EN115 AND ANSI


**10-GCA26200BA**



<b>GCA26200BA</b>		
<b>REF. No.</b>	<b>PART No. OR M.L.</b>	<b>DESCRIPTION</b>
1	GCA26800AY1	ECB_II (PC BOARD)
	+ GAA26CHG1	REPLACEMENT INSTRUCTION FOR ECB_II
2	GAA30764BAA	SOFTWARE FOR EN115
	DAA31183AAB	UPDATED EN115 SOFTWARE BY OEC-SH
	GAA30764AAC	FIELD MANUAL FOR EN SOFTWARE DATA
	GAA30772BAA	BASELINE SOFTWARE FOR ANSI
	DAA31184AAA	UPLANDING SOFTWARE FOR ANSI BY OEC_SH
	GAA30765AAA1	LOWERLANDING SOFTWARE FOR ANSI
	GAA616FL1	FLASH MEMORY (Z11,Z18)
*	GAA285FJ1	ESCALATOR E-PACK BOX

# NEXTSTEP™ Escalator CONTROL SYSTEM EN115 AND ANSI


**10-GCA26200BA**



<b>GCA26200BA</b>			
<b>REF. No.</b>	<b>PART No. OR M.L.</b>	<b>DESCRIPTION</b>	
1	GAA636R1	BRAKE LOAD TEST SWITCH (S68)	
2	GAA608A4	HANDRIAL SPEED MONITORING SENSOR (B8,B9)	
3	GAA636G7	MAIN SWITCH	
4	GAA608EF1	B25, B25.1	MISSING STEP AND BRIDGE SENSOR FOR ANSI
	GAA608EF2	B26, B26.1	
5	GBA608C1	B25,B26	MISSING STEP AND BRIDGE SENSOR FOR EN

# NEXTSTEP™ Escalator CONTROL SYSTEM EN115 AND ANSI


**10-GCA26200BA**



<b>GCA26200BA</b>		
<b>REF. No.</b>	<b>PART No. OR M.L.</b>	<b>DESCRIPTION</b>
1	GAA177JS1	STANDARD SAFETY SWITCH
2	GAA639BM1	SPEED MONITORING DEVICE(RC-3)
3	GAA375BY1	0.5 A
3	GAA375BY2	1 A
3	GAA375BY3	2 A
3	GAA375BY4	3 A
3	GAA375CH1	1.5 A
3	GAA375CH2	3 A
		FUSE ANSI
		EN FUSE
4	GAA174AGA1	STOP SWITCH (Q3,Q9,Q9.1)
5	GBA177JV1	STOP SWITCH FOR PASSENGER(S25,S26)

# NEXTSTEP™ Escalator CONTROL SYSTEM EN115 AND ANSI


**10-GCA26200BA**



GCA26200BA			
REF. No.	PART No. OR M.L.	DESCRIPTION	
1	GAA177JT1	BROKEN STEP CHAIN CONTACT	
2	GAA636BS1	63A	CIRCUIT BREAKER FOR ANSI(Q01)
	GAA636BS4	80A	
3	GAA17GY1	SAFETY SWITCH FOR FLOOR PLATE	
4	GAA177GZ1	PIEZO CONTACT	

# NEXTSTEP™ Escalator CONTROL SYSTEM EN115 AND ANSI


**10-GCA26200BA**



<b>GCA26200BA</b>		
<b>REF. No.</b>	<b>PART No. OR M.L.</b>	<b>DESCRIPTION</b>
1	GAA26404C	Assembly Stop Switch (ANSI Code)
2	GBA26803A1	RS4R
3	GAA630AY1	TIME RELAY (KO63,KO64,KO65,KO66)
4	GAA177HR1	KEY SWITCH

# NEXTSTEP™ Escalator CONTROL SYSTEM EN115 AND ANSI

**10-GCA26200BA**



## GCA26200BA

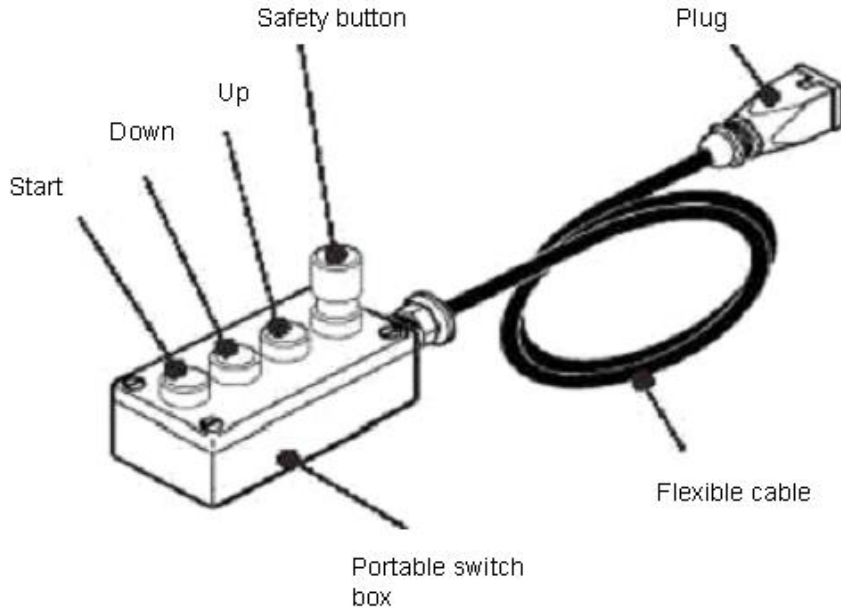
REF. No.	PART No. OR M.L.	DESCRIPTION
1	GAA225LS1 GAA225NH1 GAA225NF1	T1 TRANSFORMER(<=>380 V) T1 TRANSFORMER(=380 V) T1_UL (D-TRANSFORMATOR NSE ANSI)
2	GAA26200BJ16	RSFF
3	GAA613NH3	COUPLING RELAY(1K1/1K2)
4	GAA629BB1	OCTOCOUPLE(OC1/OC2/OC3/OC4)
5	GAA629BB2	OCTOCOUPLE(OC5/OC6/OC7/OC8)
6	GAA269V1	BUZZER (H34)



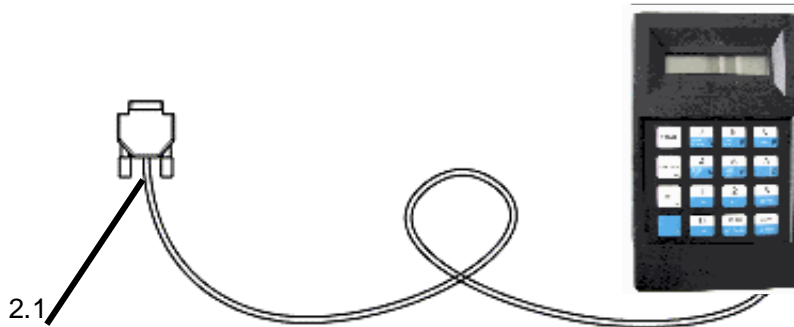
# NEXTSTEP™ Escalator CONTROL SYSTEM EN115 AND ANSI

**10-GCA26200BA**

1.



2.



<b>GCA26200BA</b>		
<b>REF. No.</b>	<b>PART No. OR M.L.</b>	<b>DESCRIPTION</b>
1	GBA26220BN	INSPECTION DEVICE
2	GBA21750S1	SERVICE TOOL II ASSEMBLY
2.1	GAA174AJZ1	SVT CABLE

# NEXTSTEP™ Escalator CONTROL SYSTEM EN115 AND ANSI

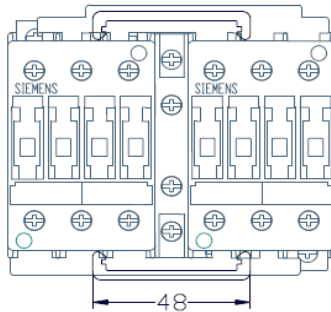
**10-GCA26200BA**



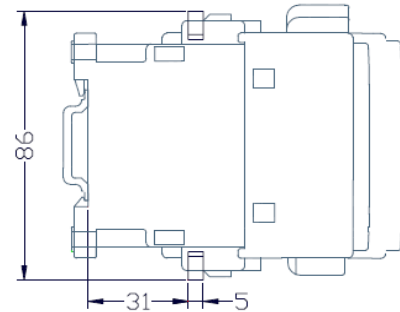
1



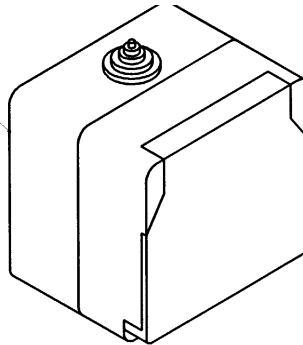
2



3



4

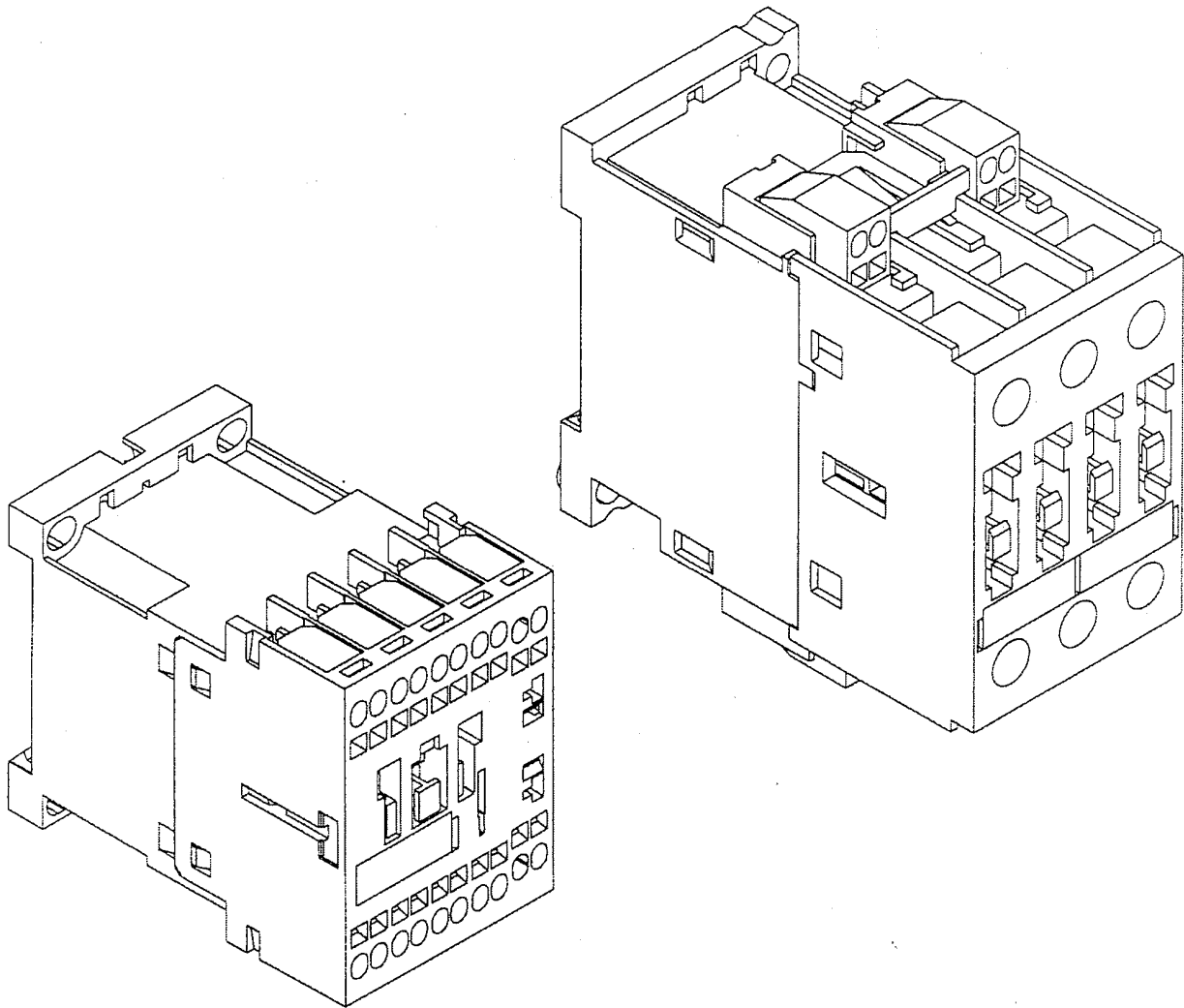


5

<b>GCA26200BA</b>		
<b>REF. No.</b>	<b>PART No. OR M.L.</b>	<b>DESCRIPTION</b>
1	GAA176GP5	TERMINAL
2	GAA630AT6	SOC RELAY FOR ANSI
3	GAA129EV3	CLIP FOR LOCKING 2 CONTACTORS (3RT1922-2D)
4	GAA176EW1	MALE CONNECTOR
5	GAA176FX*	WLL SOCKET - EUROPEAN

# NEXTSTEP™ Escalator CONTROL SYSTEM EN115 AND ANSI

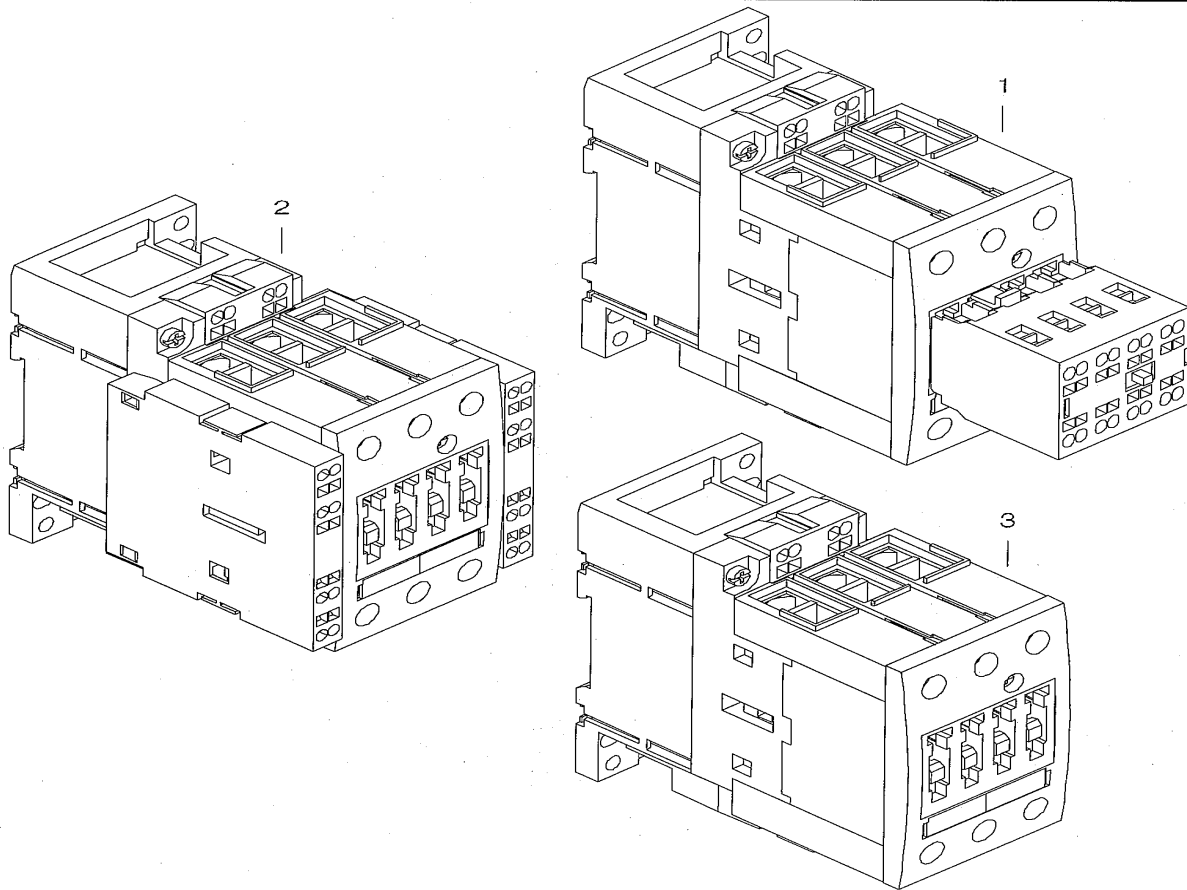
**10-GCA26200BA**



<b>GCA26200BA</b>		
<b>REF. No.</b>	<b>PART No. OR M.L.</b>	<b>DESCRIPTION</b>
*	GAA638EK1	D-CONTACTOR 3RT1024 60HZ(K3,K4)
*	GAA638EK2	D-CONTACTOR 3RT1024 50HZ(K3,K4)
*	GAA638EL1	D-CONTACTOR 3RT1026 60HZ(K1/K2)
*	GAA638EL2	D-CONTACTOR 3RT1026 50HZ(K1,K2)
*	GAA176FJ2	D-STERNBR. 3RT1926-4BA31 (K4)
*	GAA176FJ3	D-STERNBR. 3RT1936-4BA31(K4)

# NEXTSTEP™ Escalator CONTROL SYSTEM EN115 AND ANSI

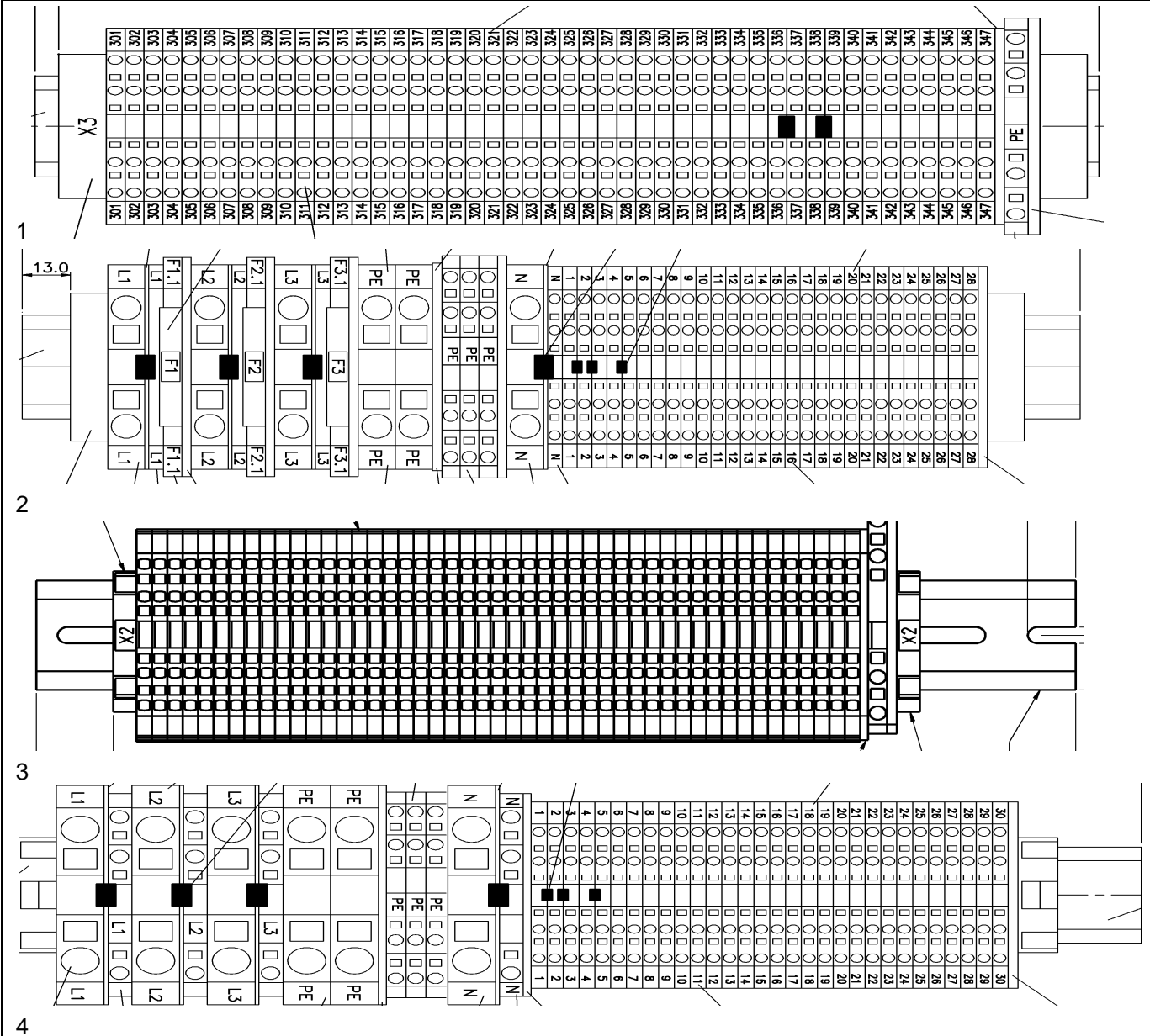
**10-  
GCA26200BA**



<b>GCA26200BA</b>		
<b>REF. No.</b>	<b>PART No. OR M.L.</b>	<b>DESCRIPTION</b>
*	GAA638EM1	D-CONT.3RT1034-3AL28-1MA2 (K3,K4)
*	GAA638EM2	D-CONTACTOR 3RT1034 50HZ (K3,K4)
*	GAA638EM4	D-CONT.3RT1034-3AP04-1AA0(K3.1/K4.1)
*	GAA638EN1	D-CONTACTOR 3RT 1036 60HZ(K1/K2)
*	GAA638EN2	D-CONTACTOR 3RT1035 50HZ(K1/K2 )
*	GAA638EN4	D-CONT.3RT1036-3AP04-1AA0 (K1.1/K2.1)
*	GAA638EP3	D-M.INTERLOCK 3RA1924-2B(K1.K/K2.K/K3.K/K4.K
*	GAA605H20	D-RC 3RT1936-1CD00 (K1/K2/K3/K4; K1.1/K2.1/K3.1/K4.1) FOR ANSI
*	GAA638EN3	D-CONT.3RT1036-3AL24-1AA0(K1.1/K2.1 ) FOR ANSI
*	GAA638EM3	D-CONT.3RT1034-3AL24-1AA0(K3.1/K4.1) FOR ANSI

# NEXTSTEP™ Escalator CONTROL SYSTEM EN115 AND ANSI

**10-GCA26200BA**

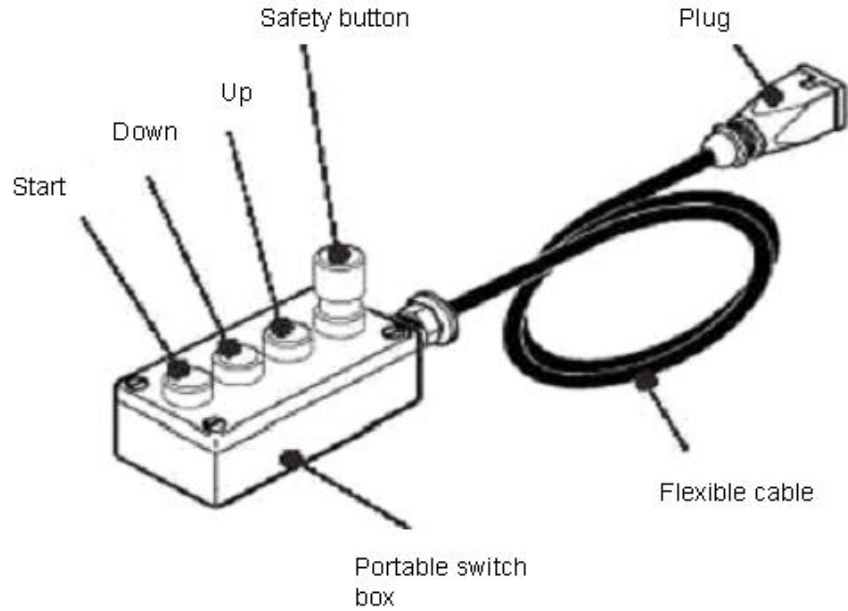


<b>GCA26200BA</b>		
<b>REF. No.</b>	<b>PART No. OR M.L.</b>	<b>DESCRIPTION</b>
1	GBA303SW1	WAGO TERMINAL X3
2	GBA303SX1	WAGO TERMINAL X1
3	GBA303TB1	WAGO TERMINAL
4	GBA303VA1	WAGO TERMINAL X1 FOR ANSI

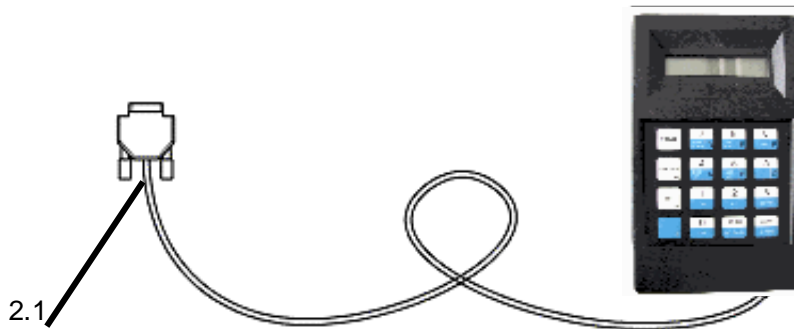
# NEXTSTEP™ Escalator CONTROL SYSTEM EN115 AND ANSI

**10-GCA26200BA**

1.



2.



<b>GCA26200BA</b>		
<b>REF. No.</b>	<b>PART No. OR M.L.</b>	<b>DESCRIPTION</b>
1	GBA26220BN	INSPECTION DEVICE
2	GBA21750S1	SERVICE TOOL II ASSEMBLY
2.1	GAA174AJZ1	SVT CABLE

# NEXTSTEP™ Escalator CONTROL SYSTEM EN115 AND ANSI

**10-GCA26200BA**

