

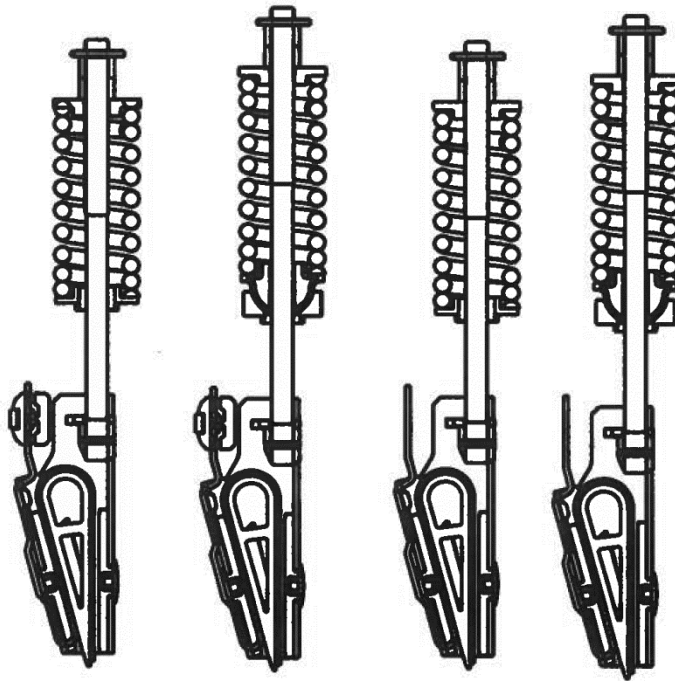
**Terminations for Gen2®
LCR 43KN CSB
(ANSI code)**

Spare Parts Leaflet

11-AAA20650Y

March 25, 2015 / Page 1 of 4

W/O VINTAGE



OTIS

**SERVICE ENGINEERING
Otis Elevator Company
Bloomfield, Connecticut USA**

Unpublished Work—© Otis Elevator Co.; 2015

Leaflet Description

This leaflet provides the spare parts information for Gen2 low-cost robust (LCR) terminations for 43KN CSB. These terminations are used in areas governed by the ANSI code. AAA20650Y is designed for 43KN CSB with 30 mm width and 3.3 mm thickness.

NOTE: If the tail of the CSB extending out of the socket is greater than 18 inches in length, fire clamps are not required. Local jurisdictions may require fire clamps to be installed.

The user should order arrangements (with or without ball joints) based on system layout drawings. Arrangements 11-12 utilize the isolation washer which eliminates termination squeaking. For squeaky Gen2 terminations, reference TIP 11.4-3, *Teflon Tube Installation Procedure for Squeaky Gen2 Terminations*.

Leaflet Revisions

Date Revised	Subject Matter Expert	Reason for Revision
September 8, 2010	Jun Ma and Gary Mendrala	New SPL
April 11, 2012	Jun Ma and Gary Mendrala	Added arrangements 11 and 12 and AAA131NE2
March 25, 2015	Jun Ma and Gary Mendrala	AAA131MN2 replaces AAA131MN1, AAA131NE2

Related Drawings

Drawing No.	Title	Drawing No.	Title
AAA20650Y	Termination, LCR CSB 43KN	AAA90FW	Spring Compression

Related Documents

Document ID	Title
SPL 11-AAA20650X	<i>Terminations for Gen2 LCR 43KN CSB (EN code)</i>
SPL 11-AAA20650T	<i>Terminations for Gen2 LCR 34KN CSB (EN code)</i>
SPL 11-AAA20650S	<i>Terminations for Gen2 LCR 64KN CSB</i>
TIP 11.4-3	<i>Teflon Tube Installation Procedure for Squeaky Terminations</i>

Subject Matter Expert

Name	Department
Gary Mendrala	OSC Service Engineering

About Spare Parts Leaflets...

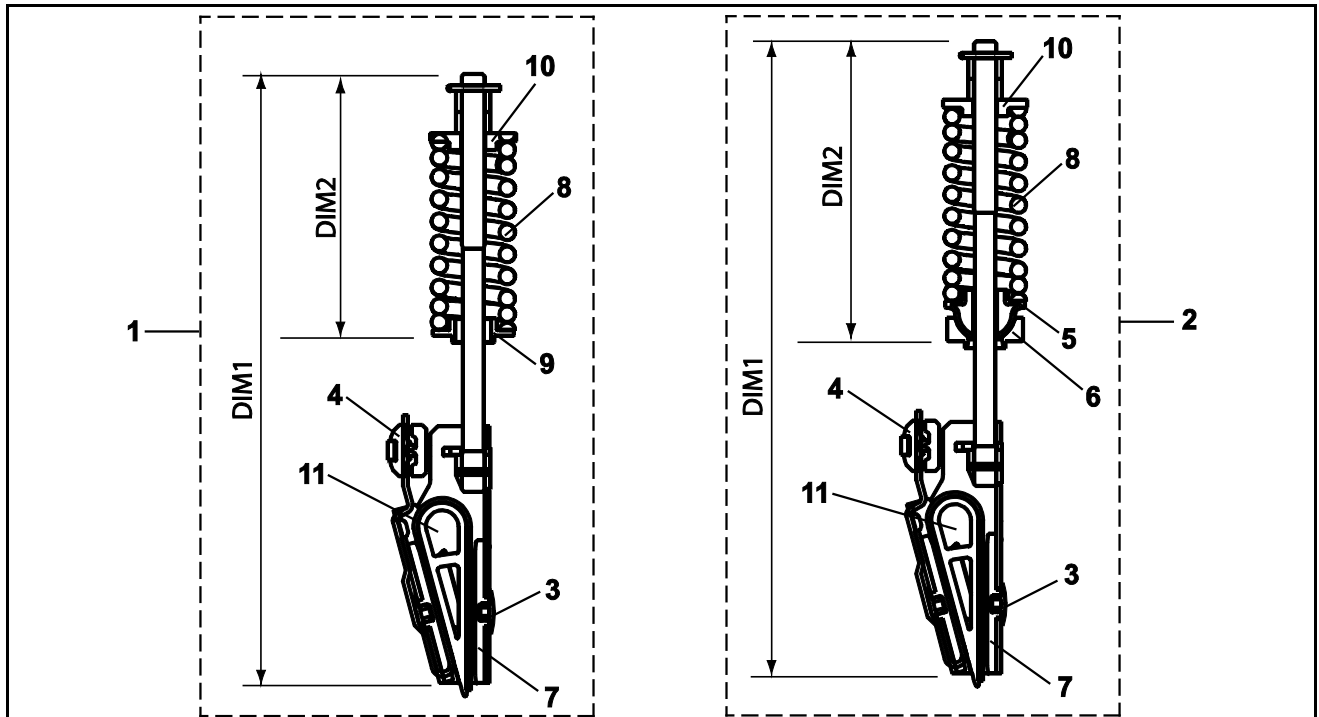
This document lists the lowest replaceable units (LRUs) for the standard version of the product. The LRUs are chosen by a team of Otis associates representing engineering and manufacturing.

While goal of this document is to make parts identification as easy as possible, the document cannot be all-inclusive. Elevator and escalator contracts classified as “special” or “custom” are not addressed here. For such contracts, please refer to specified information, the contract folder, TIPs, Field Education Articles, Construction Letters, etc. for further information.

If you have any suggestions about this document, please contact the subject matter expert listed on this page.

Termination Assembly with Fire Clamp

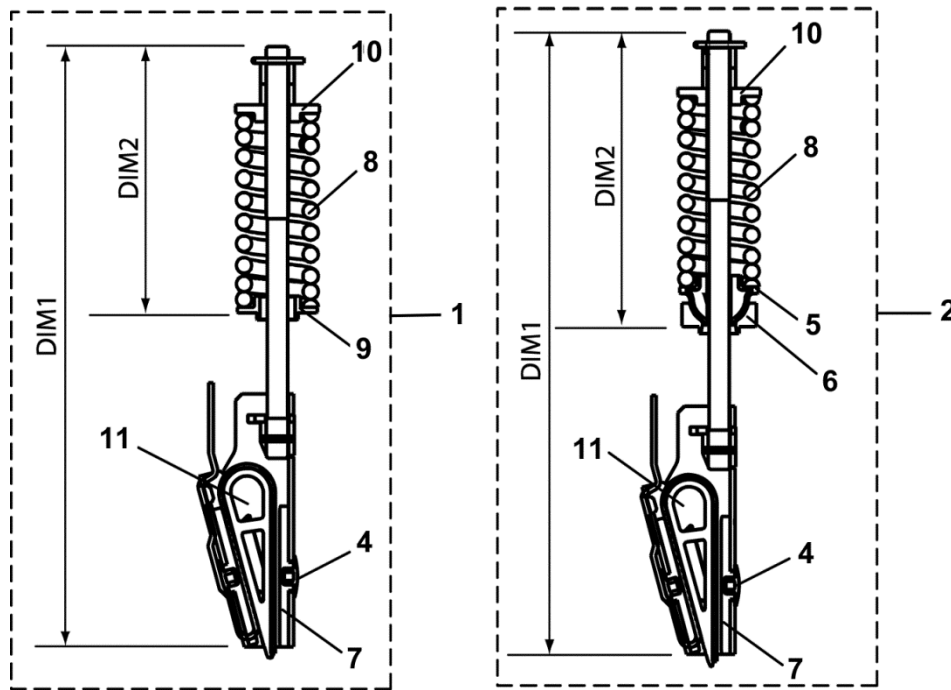
11-AAA20650Y



REF. No.	PART No.	DESCRIPTION	SPRING COLOR	FREE STATE	
				DIM1 (mm)	DIM2 (mm)
				W/O VINTAGE	
1	AAA20650Y1	Assembly, 43KN Termination, Car Side, with Fire Clamp	Yellow	425	190
	AAA20650Y2	Assembly, 43KN Termination, Counterweight Side, with Fire Clamp	Grey	530	231
2	AAA20650Y3	Assembly, 43KN Termination, Car Side, with Fire Clamp	Yellow	450	216
	AAA20650Y4	Assembly, 43KN Termination, Counterweight Side, with Fire Clamp	Grey	566	257
3	TAA444P1	Cap			
4	TAA27076EJ2	Clamp, Insulated Fire			
5	TAA392BJ1	Hitch, Ball			
6	TAA392BK1	Hitch, Seat			
7	AAA237DD2	Shoe, Guide			
8	AAA90FW5	Spring, Counterweight Side, Free Length = 179 mm, OD = 59 mm, Grey Color			
	AAA90FW7	Spring, Car Side, Free Length = 138 mm, OD = 58.5 mm, Yellow Color			
9	AAA131MN1 AAA131MN2	Washer, Bottom of Rod			
10	TAA131AK1	Washer, Top of Rod, Flange OD = 2.36 in.			
11	AAA487BK2	Wedge, Extruded Aluminum			

11-AAA20650Y

Termination Assembly without Fire Clamp



W/O VINTAGE

REF. No.	PART No.	DESCRIPTION	SPRING COLOR	FREE STATE	
				DIM1 (mm)	DIM2 (mm)
1	AAA20650Y5	Assembly, 43KN Termination, , Car Side, w/o Fire Clamp	Yellow	425	190
	AAA20650Y6	Assembly, 43KN Termination, Counterweight Side, w/o Fire Clamp	Grey	530	231
2	AAA20650Y7	Assembly, 43KN Termination, Car Side, w/o Fire Clamp	Yellow	450	216
	AAA20650Y8	Assembly, 43KN Termination, Counterweight Side, w/o Fire Clamp	Grey	566	257
	AAA20650Y11	Assembly, 43KN Termination, Car Side, w/o Fire Clamp, w/ Finger Washer	Yellow	425	190
	AAA20650Y12	Assembly, 43KN Termination, Counterweight Side, w/o Fire Clamp, w/ Finger Washer	Grey	530	231
4	TAA444P1	Cap			
5	TAA392BJ1	Hitch, Ball			
6	TAA392BK1	Hitch, Seat			
7	AAA237DD2 AAA237DD4	Shoe, Guide			
8	AAA90FW5	Spring, Counterweight Side, Free Length = 179 mm, OD = 59 mm, Grey Color			
	AAA90FW7	Spring, Car Side, Free Length = 138 mm, OD = 58.5 mm, Yellow Color			
9	AAA131MN4 AAA131MN2	Washer, Bottom of Rod			
10	TAA131AK1	Washer, Top of Rod, Flange OD = 2.36 in.			
11	AAA487BK2	Wedge, Extruded Aluminum			