

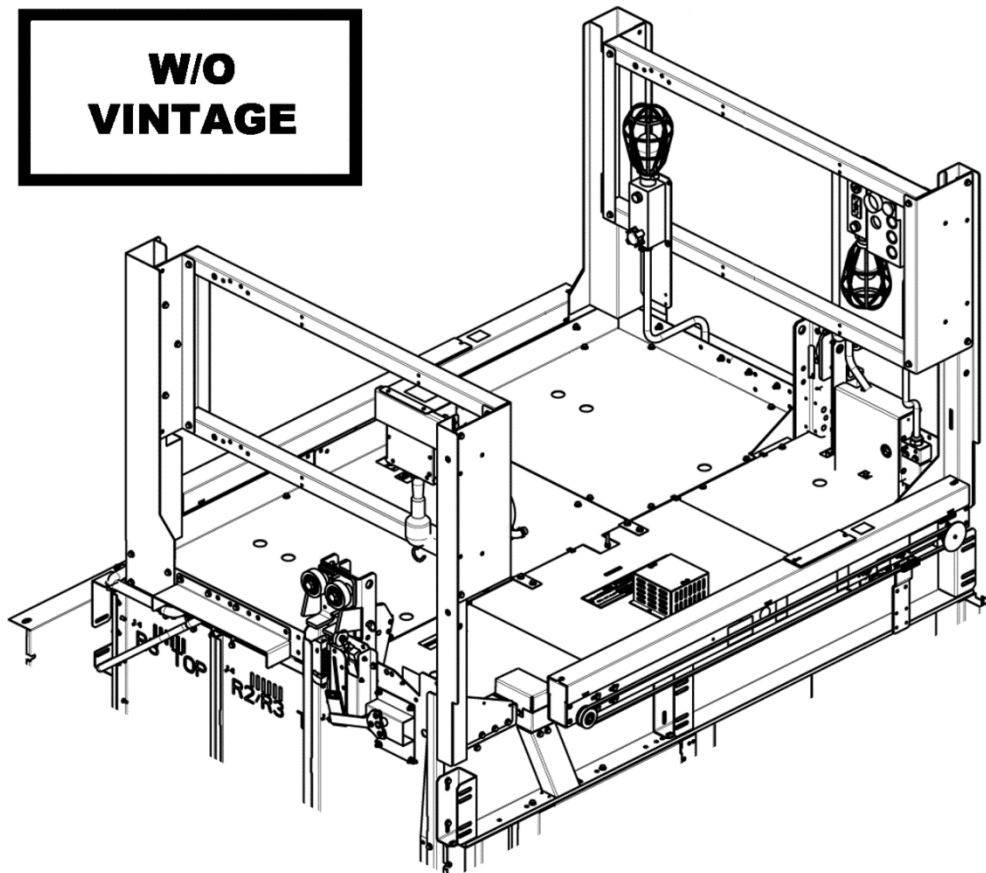
**Miscellaneous
Top-of-Car Components:
Gen2-150/200/350**

Spare Parts Leaflet

14-AAA25400BR

September 2, 2015 / Page 1 of 5

**W/O
VINTAGE**



OTIS

**SERVICE ENGINEERING
Otis Elevator Company
Bloomfield, Connecticut USA**

Unpublished Work—© Otis Elevator Co.; 2015

Leaflet Description

This leaflet describes car components spare parts information for the Gen2 Underslung elevator system that runs at 150, 200, or 350 fpm. These systems have also been sometimes referred to as Phoenix, Gen2-S, or Gen2 150.

Leaflet Revisions

Date Revised	Subject Matter Expert	Reason for Revision
March 13, 2013	Brian Mierzejewski / Troy Chicoine	New SPL.
September 2, 2015	Kyle Pereira	Inserted new p. 4

Related Drawings

Drawing No.	Title	Drawing No.	Title
AAA25400BR	Car Component and Wiring Layout	AAA29506B_TDS	
AAA24831H	Top of Car Inspection Box Pluggable Gen2	AAA29506C_TDS	
AAA23580BE	TOC Light w/Socket & Alarm		

Related Documents

Document ID	Title

Subject Matter Expert

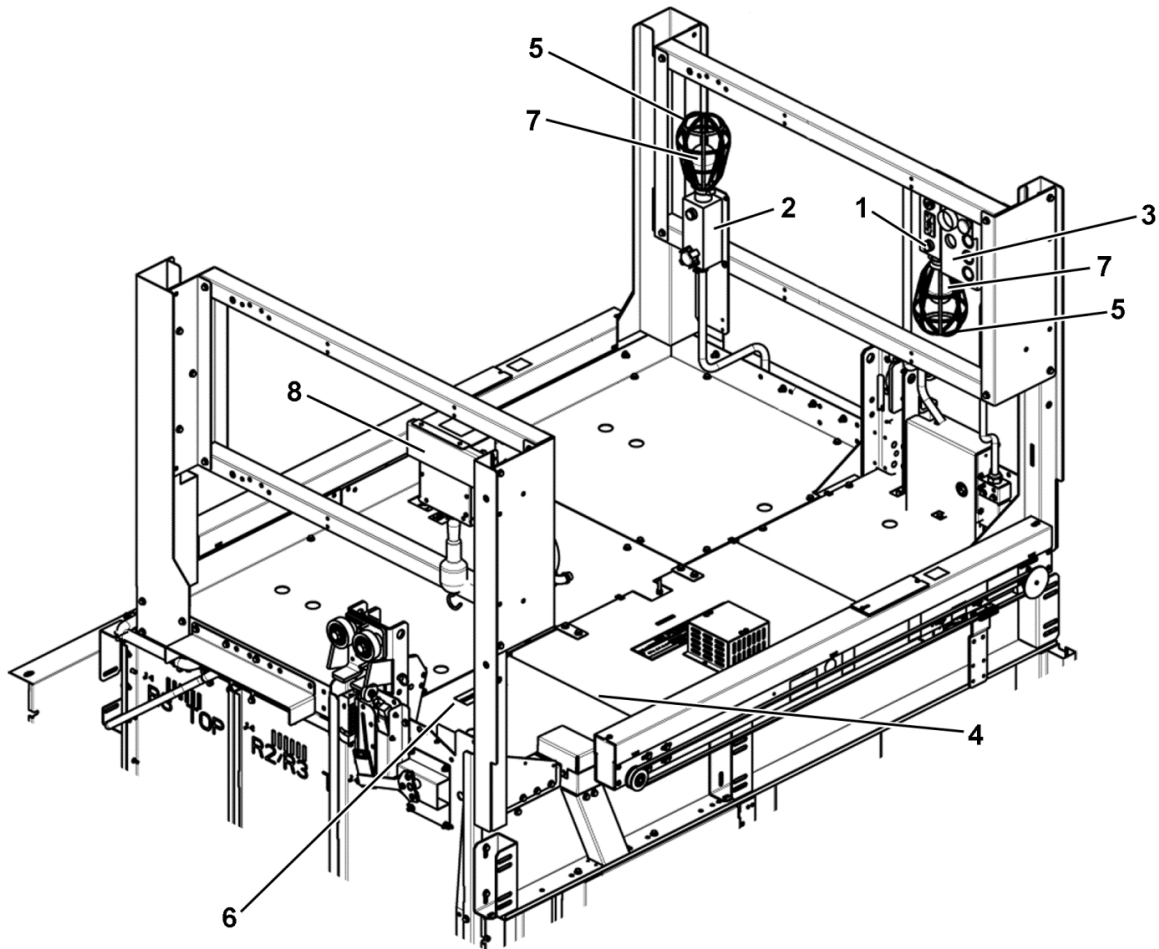
Name	Department
Kyle Pereira	OSC Service Engineering

About Spare Parts Leaflets...

This document lists the lowest replaceable units (LRUs) for the standard version of the product. The LRUs are chosen by a team of Otis associates representing engineering and manufacturing.

While goal of this document is to make parts identification as easy as possible, the document cannot be all-inclusive. Elevator and escalator contracts classified as "special" or "custom" are not addressed here. For such contracts, please refer to specified information, the contract folder, TIPs, Field Education Articles, Construction Letters, etc. for further information.

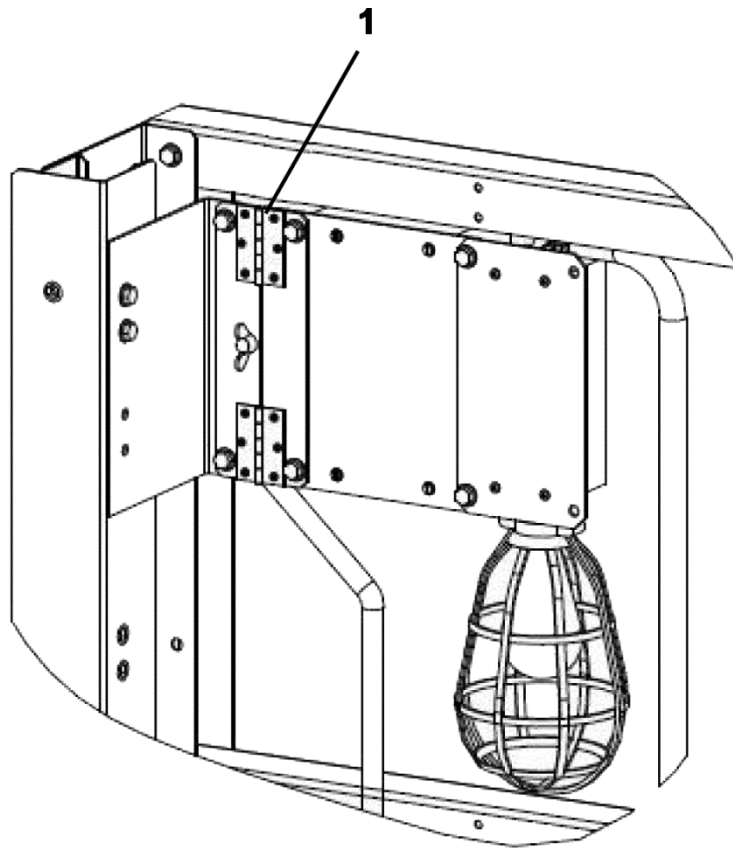
If you have any suggestions about this document, please contact the subject matter expert listed on this page.



W/O VINTAGE		
REF. No.	PART No.	DESCRIPTION
1	AAA25580BE6	Assembly, TOC Emergency Stop Switch and Light Fixture (w/o Lamp Guard), with GFCI Outlet and Alarm. Front Entrance Only.
2	AAA25580BF5	Assembly, TOC Emergency Stop Switch and Light Fixture (w/o Lamp Guard). Rear Entrance Only.
3	---	Assembly, Top-of-Car Inspection Box, SPL 14-AAA24831H
4	---	Electronic Door Detector Material. p. 4
5	AAA384ABX2	Guard, Lamp
6	AAA102ALY1	Label, with Adhesive Backing, 50 x 150 mm, "Danger Low Clearance"
7	6599D14	Lamp, 125 VAC, 100 Ws
8	---	Light Box, Auxiliary. SPL 17-AAA25580BJ

NOTE: For other car top and cab related components, refer to SPL 14-AAA24000CC.

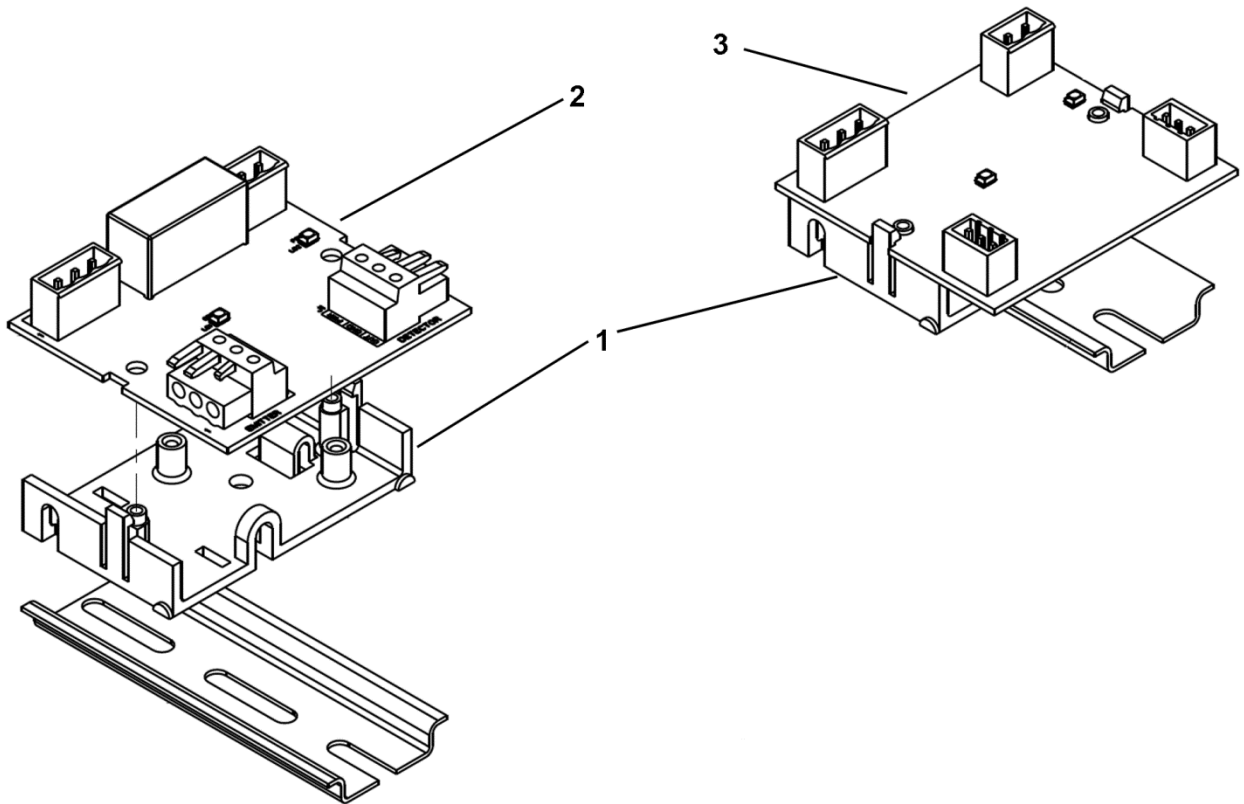
Continued on next page



	W/O VINTAGE	
REF. No.	PART No.	DESCRIPTION
1	AAA391EH1	Plate, Hinge, Inspection Box

Door Detector Components

14-AAA25400BR



W/O VINTAGE		
REF. No.	PART No.	DESCRIPTION
1	AAA180FE1	Holder, Molded
2	AAA26800APY1	LAMBDA® LC PC Board. Use only with LAMBDA emitter and detector.
3	AAA24591AM117	OPTIGUARD™ PC Board. Use only with OPTIGUARD emitter and detector.