

# AccessAlert® Alarm System

Spare Parts Leaflet

14-AAA27076HF

March 3, 2021 / Page 1 of 6



14 A - AAA27076HF



# OTIS

This document does not contain any technical data subject to EAR or ITAR

**SERVICE ENGINEERING**  
**Otis Elevator Company**  
**Bloomfield, Connecticut USA**

Unpublished Work—© Otis Elevator Co.; 2021

**Leaflet Description**

This leaflet provides information for the AccessAlert® alarm system. The components in this system were designed to work with all Otis equipment, both current and legacy, as well as non-Otis equipment.

**Leaflet Revisions**

| <b>Date Revised</b> | <b>Subject Matter Expert</b> | <b>Reason for Revision</b>                       |
|---------------------|------------------------------|--|
| September 7, 2016   | Brian Mierzejewski           | New SPL  |
| March 3, 2021       | David Woolford               | Added new emergency stop switch p/n AAA22800H403 |

**Related Drawings**

| <b>Drawing No.</b> | <b>Title</b>           | <b>Drawing No.</b> | <b>Title</b>                 |
|--------------------|------------------------|--------------------|------------------------------|
| AAA25580DC         | Silence/Buzzer Box     | AAA22800AZ         | Pit Buzzer Box               |
| AAA25580DD         | Front Work Light (TLO) | AAA22800H401       | Emergency Stop Switch        |
| AAA22580DE         | Rear Work Light (RTLO) | AAA27076HH         | Kit, Reed Switch and Magnets |
| AAA25580DB         | Safety Junction Box    | AAA24831X          | Top of Car Inspection Box    |

**Related Documents**

| <b>Document ID</b> | <b>Title</b>                     |
|--------------------|----------------------------------|
| TIP 0.1.5-67       | <i>AccessAlert® Sundries Kit</i> |

**Subject Matter Expert**

| <b>Name</b>    | <b>Department</b>         |
|----------------|---------------------------|
| David Woolford | System Engineer/ Florence |

**About Spare Parts Leaflets...**


This document lists the lowest replaceable units (LRUs) for the standard version of the product. The LRUs are chosen by a team of Otis associates representing engineering and manufacturing.

While goal of this document is to make parts identification as easy as possible, the document cannot be all-inclusive. Elevator and escalator contracts classified as “special” or “custom” are not addressed here. For such contracts, please refer to specified information, the contract folder, TIPs, Field Education Articles, Construction Letters, etc. for further information.

If you have any suggestions about this document, please contact the subject matter expert listed on this page.

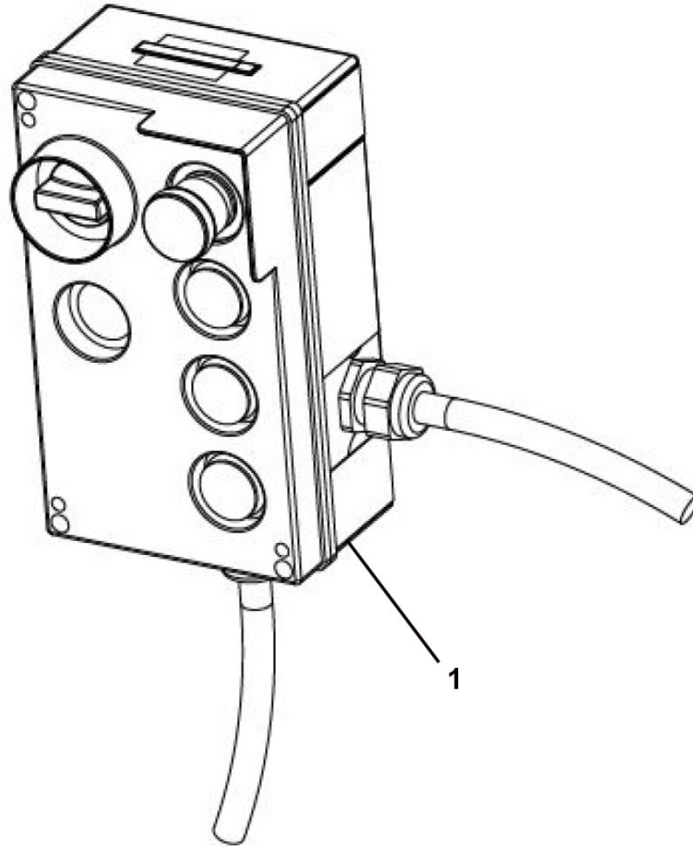
# Top-of-Car Equipment

14-AAA27076HF



| AAA27076HF |             |   |
|------------|-------------|---|
| REF. No.   | PART No.    | DESCRIPTION                                       |
| 1          | AAA25580DD1 | Box, Work Light, Front                            |
| 2          | AAA25580DE1 | Box, Work Light, Rear (used with rear doors only) |
| 3          | AAA25580DC1 | Box, Silence/Buzzer                               |
| 4          | AAA25580DB1 | Box, Safety Junction                              |

**NOTE:** Typical placement of components. Actual placement may vary.




| REF. No. | PART No.   | DESCRIPTION  |
|----------|------------|--|
| 1        | AAA24831X1 | Box, Top-of-Car Inspection<br>Reworked to add extra NC contact for use with i-Motion door operator.<br>See <b>NOTE</b> . |

**NOTE:** Many Otis Americas TOCI box arrangements use Otis p/n DAA2431L002, which contains 3 NC contacts. The AAA24831X box contains 4 NC contacts, required with i-Motion door operators systems and other non-Otis designs that currently use all 3 NC contacts.

# Pit Equipment

**14-AAA27076HF**



| AAA27076HF |                              |   |
|------------|------------------------------|---|
| REF. No.   | PART No.                     | DESCRIPTION   |
| 1          | AAA22800AZ1                  | Box, Pit Buzzer (used when pit ladder is present)                             |
| 2          | AAA22800AZ2                  | Box, Pit Buzzer (used for walk-in pits)                                       |
| 3          | AAA27076HF100                | Battery, Replacement, for Pit Buzzer Box                                      |
| 4          | AAA27076HH1                  | Kit, Includes: 2 Reed Switches w/ 15 ft. Cable and 2 Magnets, See <b>NOTE</b> |
| 5          | AAA22800H401<br>AAA22800H403 | Switch, Emergency Stop and Access Alert (2 sets of contacts)                  |

**NOTE:** One magnet/reed switch combination is used to detect if car is at landing. One magnet/reed switch combination is used to detect if hoistway door is open.

| <b>REF. No.</b> | <b>PART No.</b>    | <b>DESCRIPTION</b>   |
|-----------------|--------------------|--|
| Not Shown       | <b>MT-124051-1</b> | <b>Kit, Complete Sundries. See TIP 0.1.5-67, AccessAlert® Sundries Kit</b> |
| Not Shown       | ---                | <b>Sundries Kit Includes:</b>  |
|                 | MT-104005-3        | Portable Cabinet, 5-Drawer   |
|                 | AAA27076HH1        | Pit Buzzer Box Switch Kit  |
|                 | AAA635L17          | Contact Block, N/C   |
|                 | AAA635L25          | Contact Block, N/O   |
|                 | AAA635L12          | Stop Switch with 2 N/C Contact Blocks                                      |
|                 | AAA635L102         | N/C Contact (for Square D Stop Switch)                                     |
|                 | AAA440AX1          | 1/2 in. Chase Nipple   |
|                 | AAA72JL1           | 1/2 in. Lock Nut   |
|                 | AAA440AX2          | 3/4 in. Chase Nipple   |
|                 | AAA72JL2           | 3/4 in. Lock Nut   |
|                 | 342AP991-10FT      | 3/8 in. Flexible Conduit, 10 ft. Length                                    |
|                 | AAA652A3           | Ty-Rap Anchor Pad  |
|                 | VP-420422          | Alcohol Wipes, 50 count  |
|                 | TIP 25.1-1         | Haz-Com Material for VP-420422 Alcohol Wipes                               |
|                 | VP-916064-100      | Wire, 14 AWG, Red, 100 ft. Length  |
|                 | VP-762410          | 3/16 in. Masonry Bit, 3 in. Length   |
|                 | AAA131EV1          | 3/4 in. to 1/2 in. Reducing Bushing  |
|                 | REP-04-037         | Blank Handi-Box Cover, 2 x 4 in.   |
|                 | AAA147AAH1         | Stop Switch Retrofit Plate   |
|                 | AAA297AS3-Roll     | Double Stick Foam Tape   |
|                 | AAA303EP206        | Splices  |