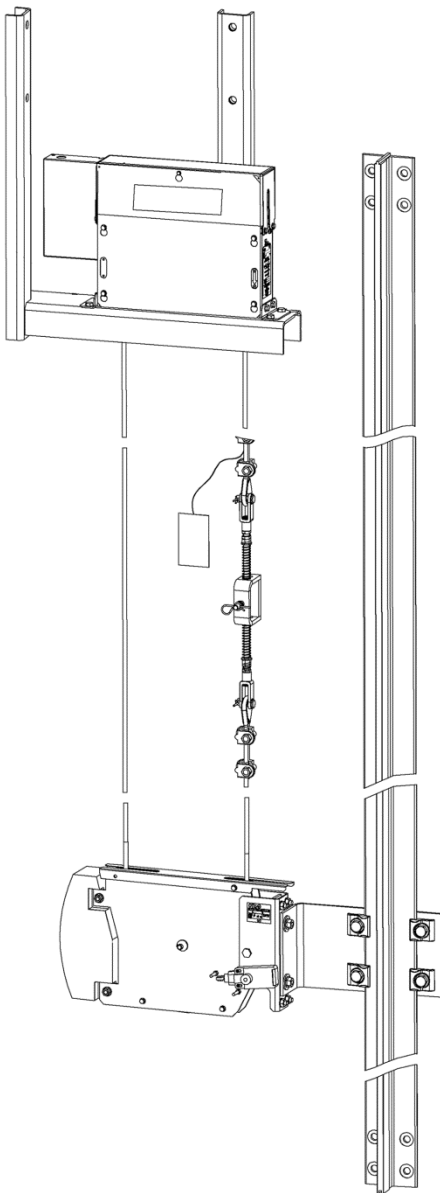


**Gen2®
Car Governor System**

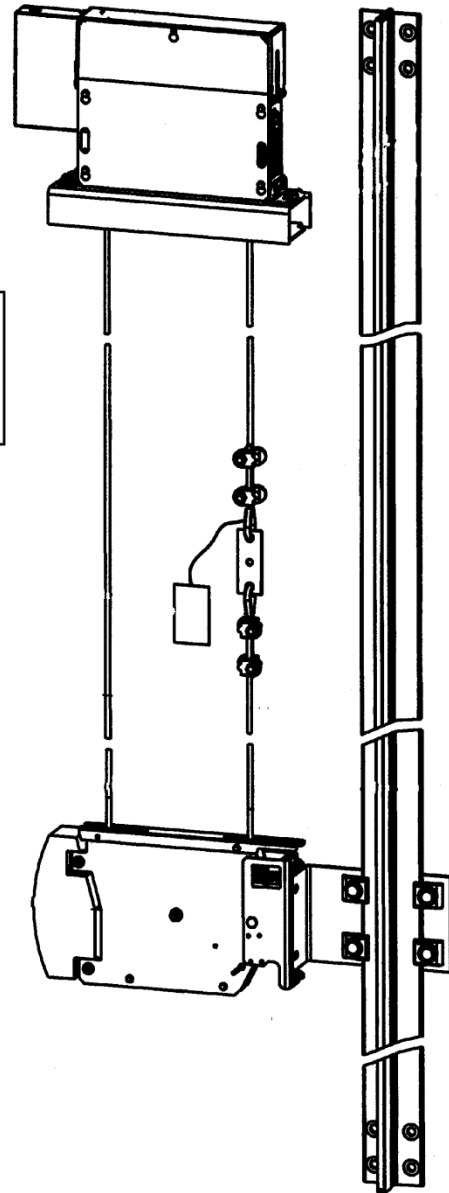
Spare Parts Leaflet

15-AAA29513B

October 26, 2011 / Page 1 of 3



**W/O
VINTAGE**



OTIS

Safety First!

**SERVICE ENGINEERING
Otis Elevator Company
Bloomfield, Connecticut USA**

Leaflet Description

This leaflet provides spare parts information for the car governor components used with the Gen2™ elevator system.

Leaflet Revisions

Date Revised	Subject Matter Expert	Reason for Revision
July 10, 2003	Wendy Smerk	New SPL
April 19, 2005	Wendy Smerk	Updated ref. 5 on p.3 to a new part number AAA712W57; added dwg. AAA29000AJ to related drawings table
Mach 11, 2009	Gary Mendrala	Updated ref. 5 on p.3 to a new part number AAA712W58
October 26, 2011	Gary Mendrala	Added ACA22290C1 for Apollo governor.

Related Drawings

Drawing No.	Title	Drawing No.	Title
AAA29513B	Gen2 R2 ED Arrangement & Assembly Car Governor System	AAA29000AD	Arrangement Gen2 R2 NAA (2500–4000 lb. passenger duties) (4000–5000 lb. hospital duties)
ABA29513B	Gen2 R2 Arrangement & Assembly Car Governor System	AAA29000AF	Arrangement Gen2 NSAA (2500–4000 lb. passenger duties) (4000–5000 lb. hospital duties)
ACA22290C	Assembly, Governor Rope Damping	AAA29000AJ	Arrangement Gen2 NSAA (2100–4000 lb. passenger duties) (4000–5000 lb. hospital duties)

Related Documents

Document ID	Title
SPL 15-T_20602A	Governor (Limitador)
SPL 15-TAA20602B	Apollo B Governor, Traction System Sheave \varnothing 305 mm
SPL 15-TBA20602C	Governor
SPL 15-T_A22700E	Tension Device (Tensalimitador)
SPL 15-TAA22700F	Tension Device (Tensalimitador)

Subject Matter Expert

Name	Department
Gary Mendrala	OSC Service Engineering

About Spare Parts Leaflets...

This document lists the lowest replaceable units (LRUs) for the standard version of the product. The LRUs are chosen by a team of Otis associates representing engineering and manufacturing.

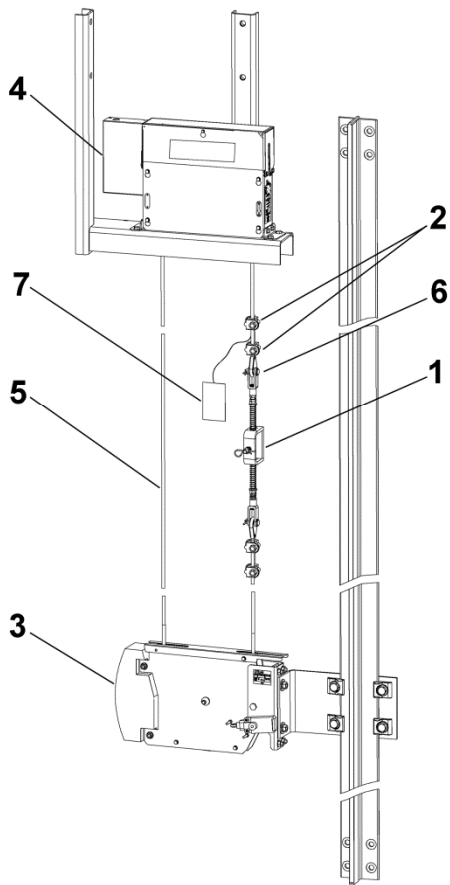
While goal of this document is to make parts identification as easy as possible, the document cannot be all-inclusive. Elevator and escalator contracts classified as “special” or “custom” are not addressed here. For such contracts, please refer to specified information, the contract folder, TIPs, Field Education Articles, Construction Letters, etc. for further information.

If you have any suggestions about this document, please contact the subject matter expert listed on this page.

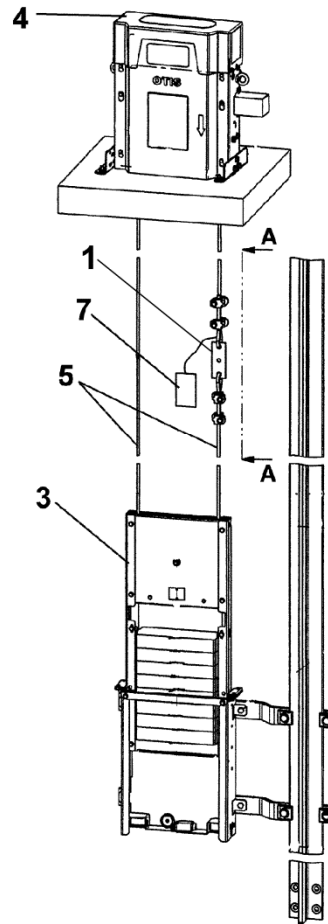
Car Governor System

15-AAA29513B

Shown as Machine-Roomless Arrangement
with Apollo Governor and Tension Frame



Shown as Machine Room Arrangement
with Samson Governor and Tension Frame



W/O VINTAGE			
REF. No.	PART No.	CONDITION	DESCRIPTION
1	AAA299AQA1 ACA22290C1	Used with Apollo Governor	Assembly, Governor Rope Damping
	AAA299AQA2	Used with Samson Governor	Bar
2	336KX1	---	Clamp, Rope
3	---	Speed <= 350 fpm (1.75 mps)	Device, Tension (see SPL 15-T A22700E)
		Speed > 350 fpm (1.75 mps)	Device, Tension (see SPL 15-TAA22700F)
4	---	Rise <= 300 ft. (92 m)	Governor, Speed, Type B (see SPL 15-TAA20602B) Apollo Governor
		Machine Room, Rise > 300 ft. (92 m)	Governor, Speed, Type B (see SPL 15-TBA20602C) Samson Governor
5	AAA712W3 AAA712W57 AAA712W58	---	Rope (for governor), Diameter 9.5 mm (3/8 in.), Dual Tensile, Poly Core; Order per Foot
6	AAA231R2	---	Thimble, Rope
7	AAA102ACD2	---	Tag, Rope Data (NOTE: This is a replacement tag—original to be supplied by the vendor.)