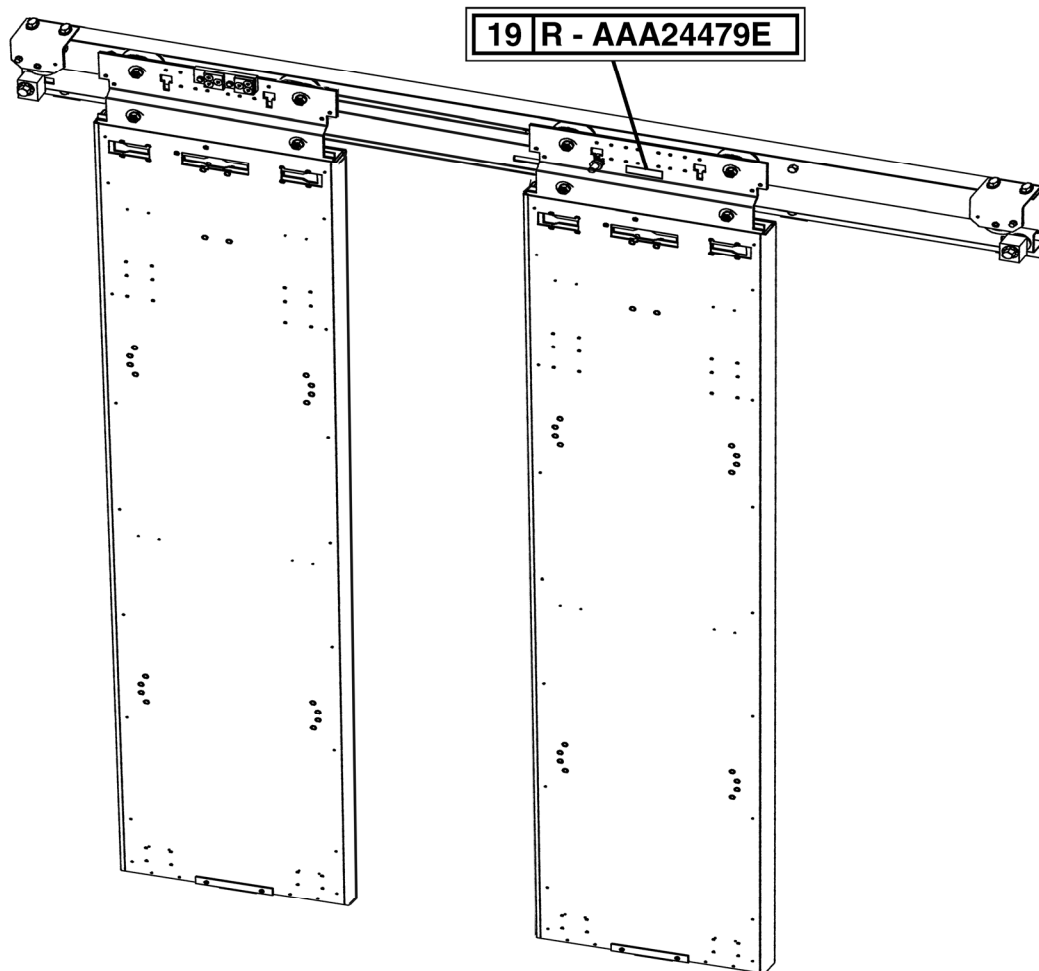


Car Door (Weldless)

Spare Parts Leaflet

19-AAA24479E

February 12, 2003 / Page 1 of 4



OTIS

Safety First!

SERVICE ENGINEERING
Otis Elevator Company
Bloomfield, Connecticut USA

Leaflet Description

This SPL supports the LRUs for the “weldless” door. The weight of the door panel is reduced by more than 25%. The lighter door panel design will allow for the use of smaller, commercially available door operators for significant future cost reduction and global standardization. The lighter door panel reduces the load on door roller. This will provide improvement opportunities in both roller life and noise characteristics.

Leaflet Revisions

Date Revised	Subject Matter Expert	Reason for Revision
February 12, 2003	Amer Aziz	New SPL

Related Drawings

Drawing No.	Title	Drawing No.	Title
AAA24479E	Door Assembly, Car Door for I-Motion, Black Belt, and AT-400 Operators (Weldless Door)	---	---

Related Documents

Document ID	Title
19-AAA6178CS	Integral Car Door Hanger and Track Assembly
19-AAA6940BY	Hinged Door Stop
20-AAA24591T	Door Detector LAMBDA® III, Emitter, Detector & Controller
23-AAA24350BH	Harmonic Drive I-Motion® II Car Door Operator
23-AAA24470Q	Black Belt Door Operator, Center-Opening Doors Linkage Assembly
25-AAA24479AAA	Door Bottom Guides and Retainers

Subject Matter Expert

Name	Department
Amer Aziz	Bloomington Engineering

About Spare Parts Leaflets...

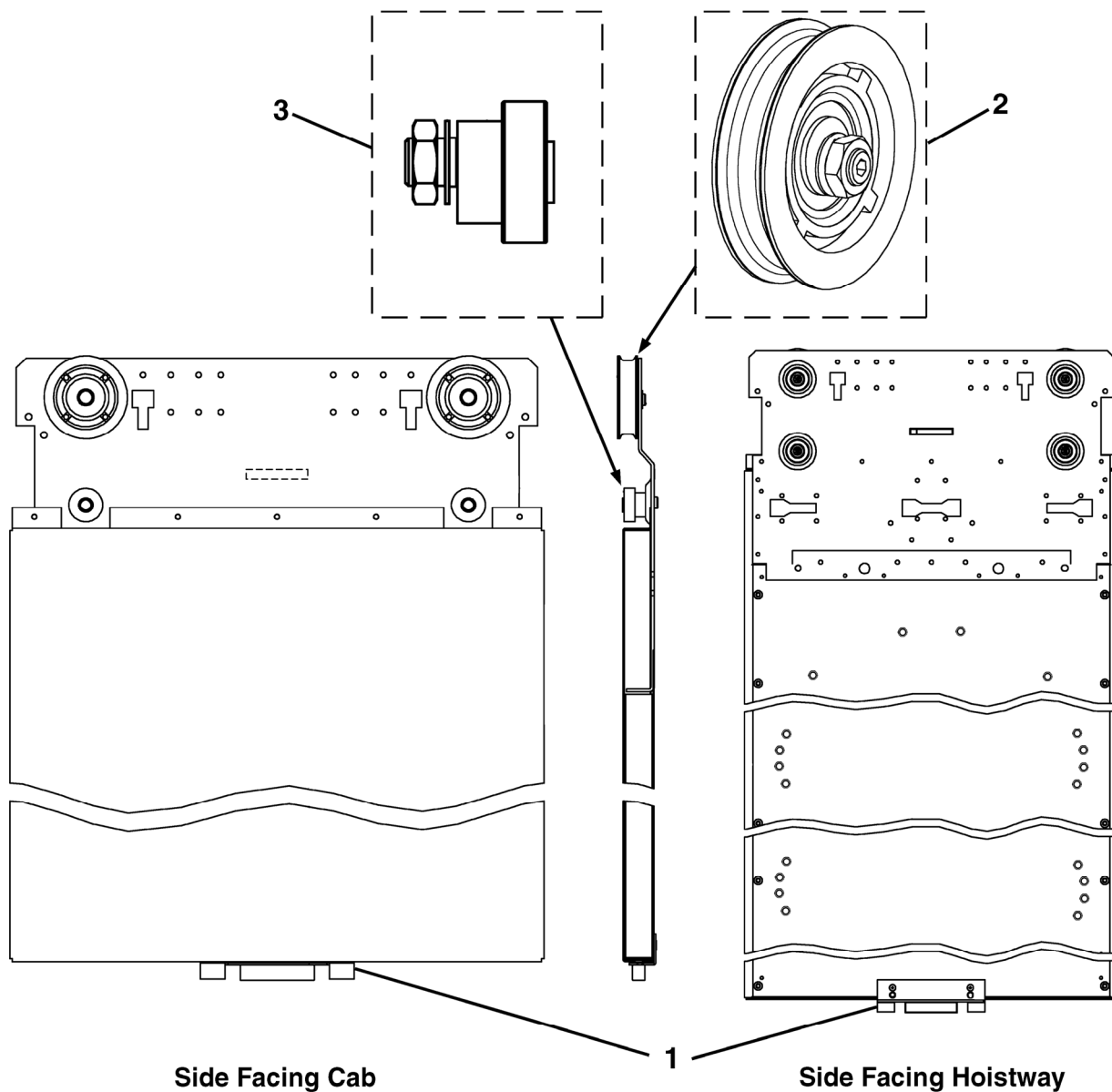
This document lists the lowest replaceable units (LRUs) for the standard version of the product. The LRUs are chosen by a team of Otis associates representing engineering and manufacturing.

While goal of this document is to make parts identification as easy as possible, the document cannot be all-inclusive. Elevator and escalator contracts classified as “special” or “custom” are not addressed here. For such contracts, please refer to specified information, the contract folder, TIPs, Field Education Articles, Construction Letters, etc. for further information.

If you have any suggestions about this document, please contact the subject matter expert listed on this page.




Car Door Spare Parts

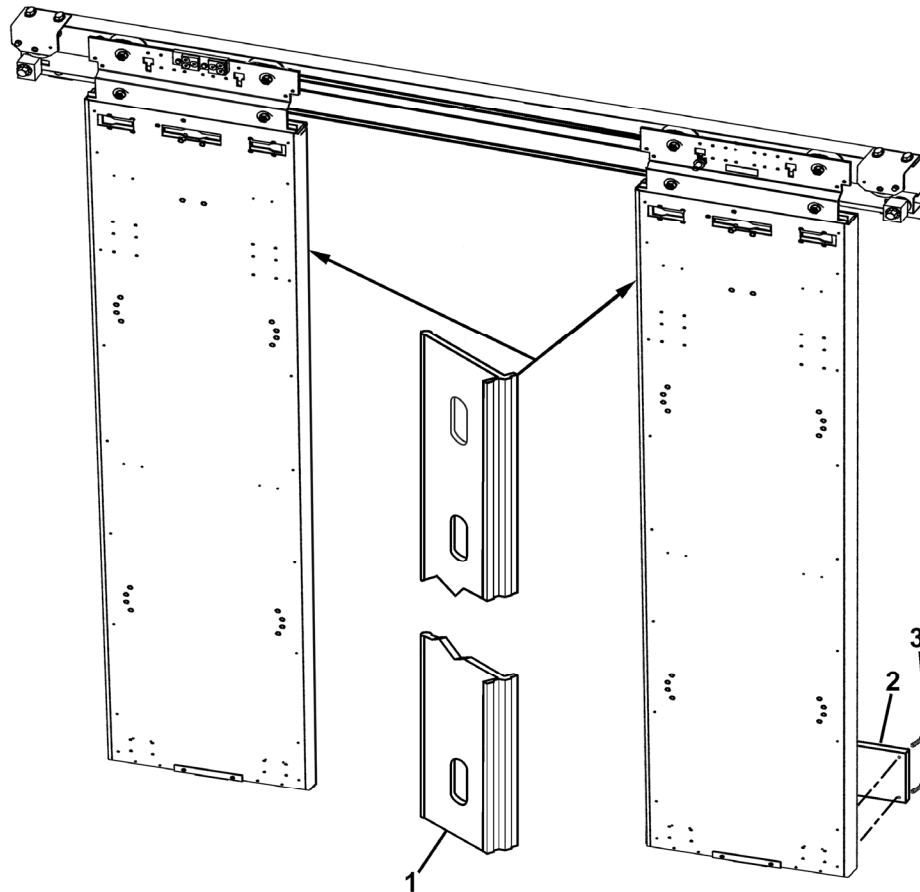
19-AAA24479E



Side Facing Cab

Side Facing Hoistway

AAA24479E		
REF. No.	PART No.	DESCRIPTION
1	AAA24479C400	Assembly, Door Guide, Type AAA24479C,  SPL 25-AAA24479AAA
2	AAA456YA3	Assembly, Roller, Door (with nut and washer), 86 mm (3.375 in.) 
3	AAA456XZ5	Assembly, Roller, Eccentric (with nut and washer), 35 mm (1.4 in.) 



AAA24479E			
REF. No.	PART No.	DESCRIPTION	
1	AAA402ZX3	Astragal, 2883 mm L, (for 9 ft. Openings) Slots on 4 in. Centers	
	AAA402ZX4	Astragal, 2182 mm L, (for 7 ft. Openings) Slots on 12 in. Centers	
	AAA402ZX5	Astragal, 2487 mm L, (for 8 ft. Openings) Slots on 12 in. Centers	
2	AAA386KWU1-	See Note	Plate, Kick, 18.4 in. L, for 36 in. Center-Opening Doors
	AAA386KWU2-		Plate, Kick, 21.4 in. L, for 42 in. Center-Opening Doors
	AAA386KWU3-		Plate, Kick, 24.4 in. L, for 48 in. Center-Opening Doors
	AAA386KWU4-		Plate, Kick, 37.3 in. L, for 36 in. Single-Slide Door
	AAA386KWU5-		Plate, Kick, 43.3 in. L, for 42 in. Single-Slide Door
	AAA386KWU6-		Plate, Kick, 21.9 in. L, for 42 in. Two-Speed Doors
	AAA386KWU7-		Plate, Kick, 24.9 in. L, for 48 in. Two-Speed Doors
	AAA386KWU8-		Plate, Kick, 27.9 in. L, for 54 in. Two-Speed Doors
3	AAA124FS1	Screw, Phillips Head, Undercut, Stainless Steel Finish #6-32x1/2 in. L	
	AAA124FS2	Screw, Phillips Head, Undercut, Bronze Finish, #6-32 x 1/2 in. L	

NOTE: The full part identification is the part number, a dash (-), and the material finish.

SS4 = Stainless Steel (Brushed)

BR7 = Bronze (Brushed)

BR8 = Bronze (Mirror)

SS8 = Stainless Steel (Mirror)