

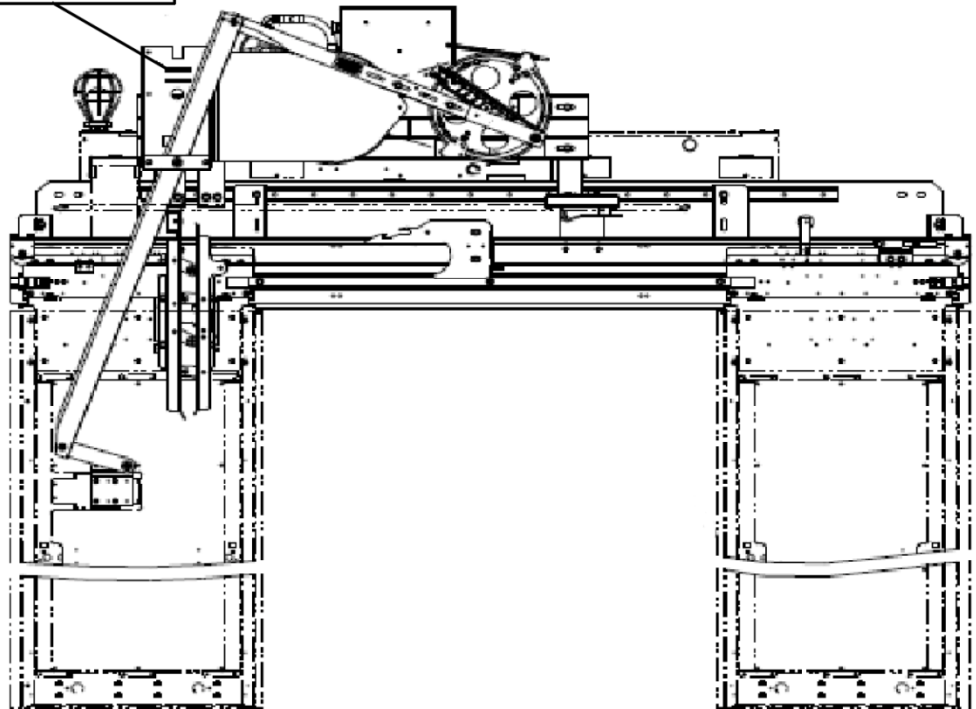
i-MOTION® II and Linkage  
Assemblies  
(GEN2)

Spare Parts Leaflet

23-AAA24470W

November 20, 2019 / Page 1 of 7

23	H - AAA24470W
23	H - AAA24460L
23	H - AAA24450Z



**OTIS**

This document does not contain any  
technical data subject to EAR or ITAR

SERVICE ENGINEERING

Otis Elevator Company

Bloomfield, Connecticut USA

Unpublished Work—© Otis Elevator Co.; 2019

## Leaflet Description

This leaflet provides spare parts information for i-MOTION II door operator linkage assemblies for center-opening, single-slide, and two-speed GEN2 door systems.

### Leaflet Revisions

Date Revised	Subject Matter Expert	Reason for Revision
December 4, 2013	Brian Regan	New SPL
November 20, 2019	Peter Kelley	Revised history page

### Related Drawings

Drawing No.	Title	Drawing No.	Title
AAA24470W	Arrangement i-MOTION II and Linkage Assembly for Center-Opening Doors (GEN2)	AAA24450Z	Arrangement i-MOTION II and Linkage Assembly for Single-Slide Doors (GEN2)
AAA24460L	Arrangement i-MOTION II and Linkage Assembly for Two-Speed Doors (GEN2)	AAA24350BH	Door Operator i-MOTION II C/O, S/S, 2/S

### Related Documents

Document ID	Title
SPL 23-AAA24350BH	Harmonic Drive i-MOTION II Door Operator Engine Unit
SPL 24-AAA24390J	Door Coupler, NG Door System
SPL 19-AAA24600A	Car Door hanger and Track, NG Door Systems: S/S, C/O, 2/S

### Subject Matter Expert

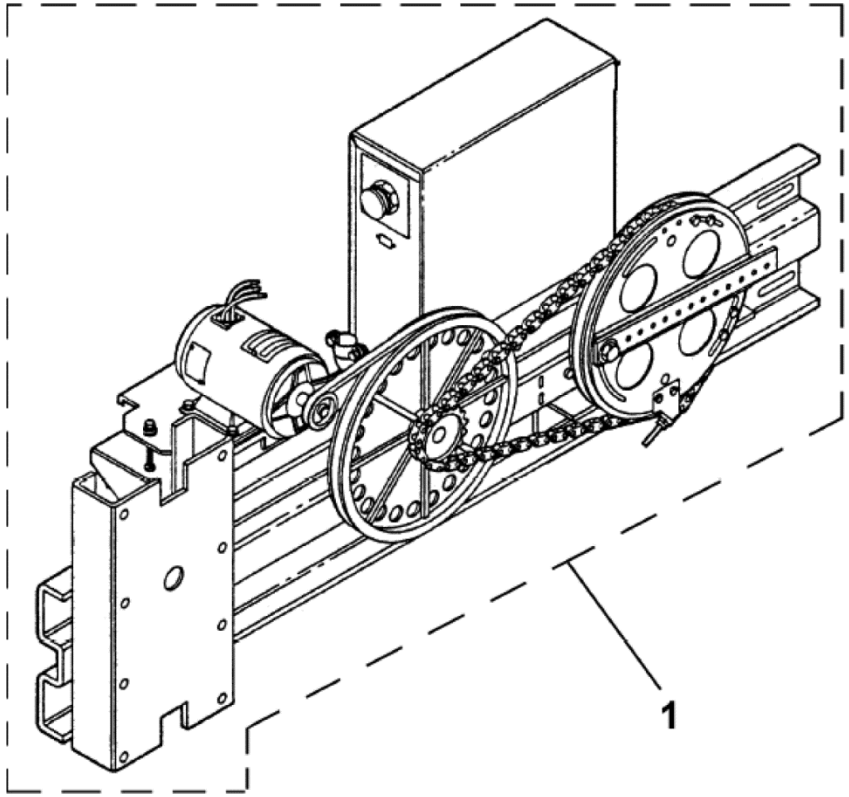
Name	Department
Peter Kelley	OSC Service Engineering





### About Spare Parts Leaflets...

This document lists the lowest replaceable units (LRUs) for the standard version of the product. The LRUs are chosen by a team of Otis associates representing engineering and manufacturing.


While goal of this document is to make parts identification as easy as possible, the document cannot be all-inclusive. Elevator and escalator contracts classified as "special" or "custom" are not addressed here. For such contracts, please refer to specified information, the contract folder, TIPS, Field Education Articles, Construction Letters, etc. for further information.

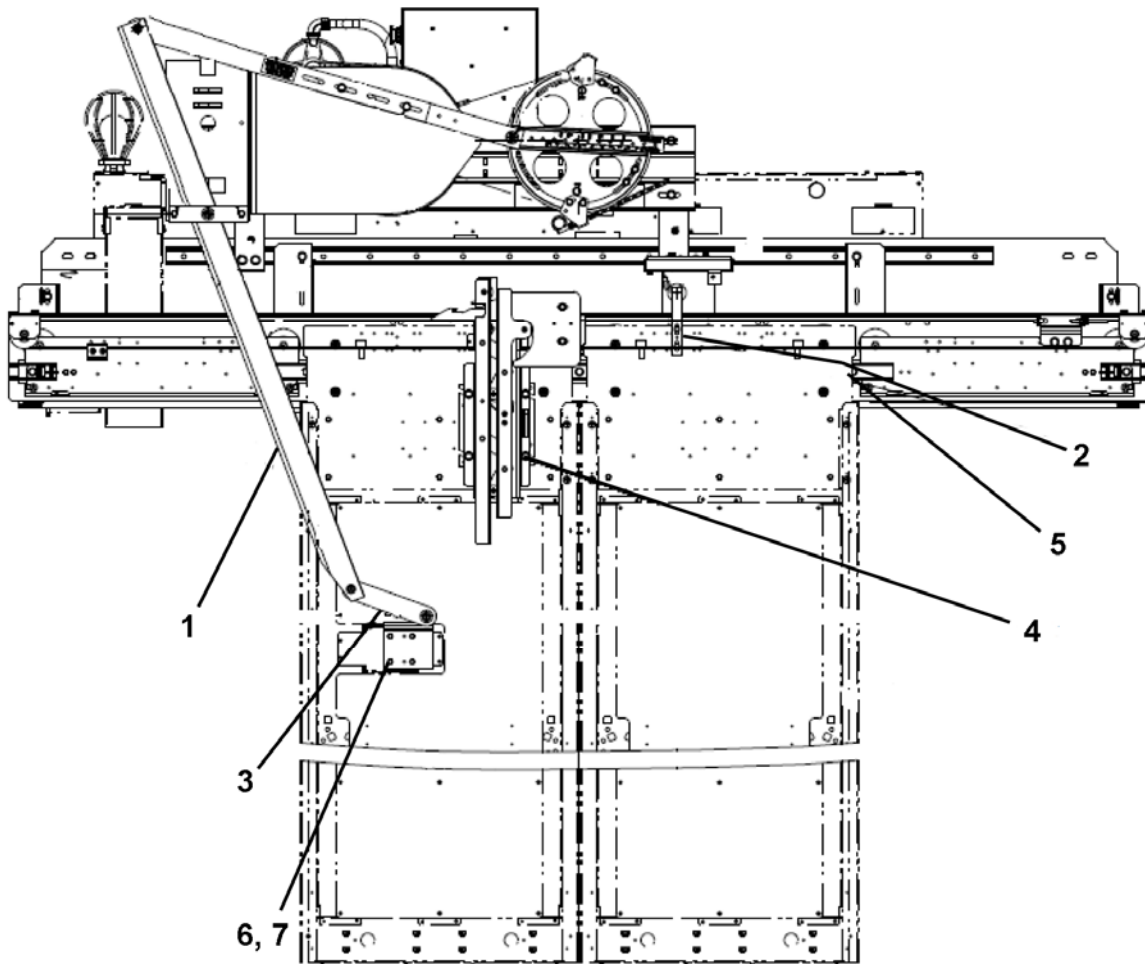
If you have any suggestions about this document, please contact the subject matter expert listed on this page.







REF. No.	PART No.	DESCRIPTION	REMARKS
	AAA24470W	AAA24450Z AAA24460L	
1	---	ABA24350BH9	Assembly, Operator Engine,  , for 32-42 in. S/S, and 36-55 in. 2/S Doors
	ABA24350BH10	---	Assembly, Operator Engine,  , for 36-60 in. C/O
	---	ABA24350BH11	Assembly, Operator Engine,  , for 32-42 in. S/S, and 36-55 in. 2/S Doors
	ABA24350BH12	---	Assembly, Operator Engine,  , for 36-60 in. C/O
			GEN2 Extended Duty

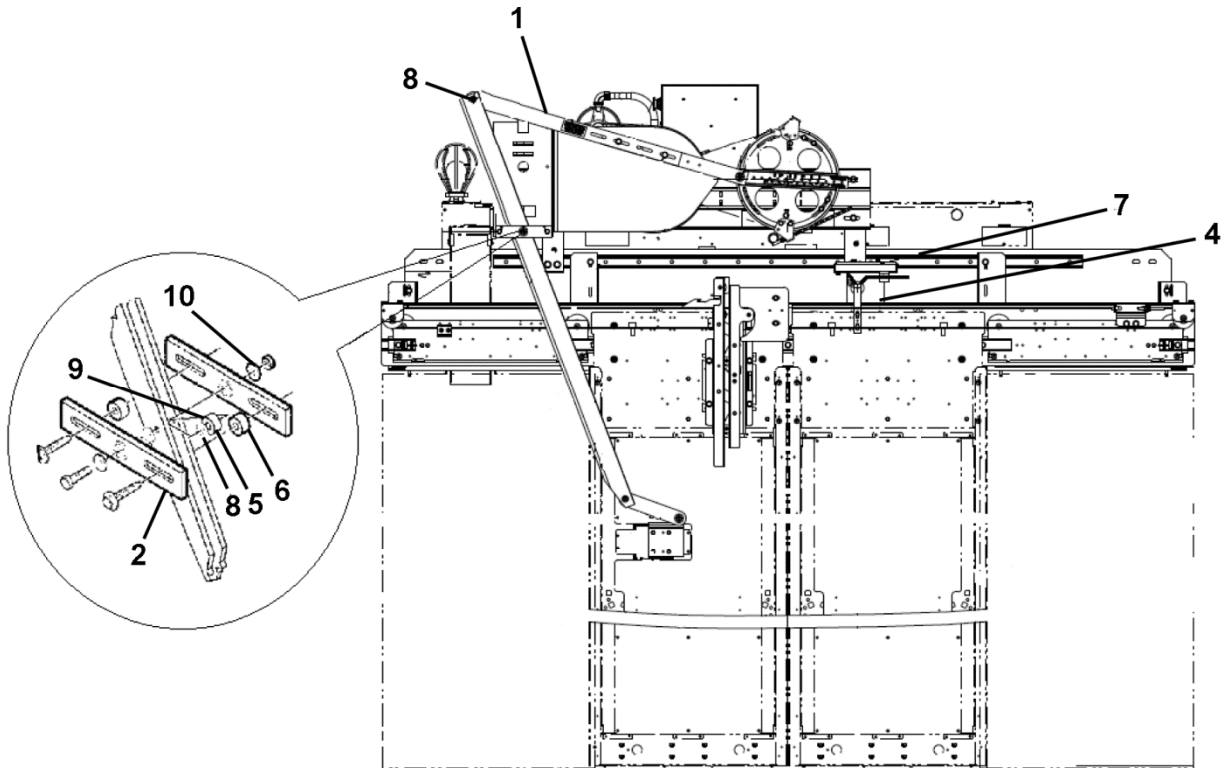
**NOTE:** For more detailed information on component parts of the engine assembly,



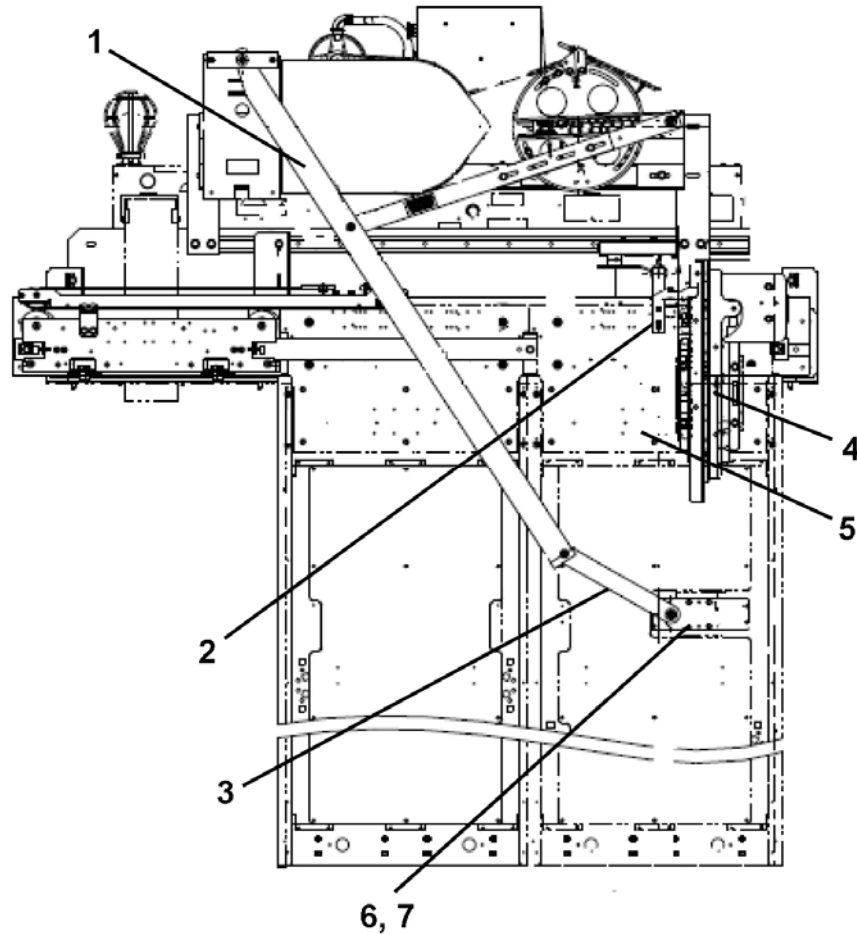




REF. No.	PART No.	DESCRIPTION
	AAA24470W	
1	AAA288ACE9	Arm, Door Drive, Aluminum, 55.15 in. L
2	288RH8	Assembly, Roller Arm, Arm Length = 6.12 in.
3	AAA430GD2	Assembly, Door Link w/Bracket and Bolt,  Link = 8.75 in. L
	AAA430GD3	Assembly, Door Link w/Bracket and Bolt,  Link = 8.75 in. L
4	---	Coupling,  SPL 24-AAA24390J
5	---	Hangers and Tracks,  SPL 19-AAA24600A
6	ISO4017M6X25-8.8Z	Screw, M6 X1 X 20 Whiz Bolt
7	DIN127B-M6-140HV-Z	Washer, M6 Helical Spring Lock

**NOTE:** References 6 and 7 are not included w/ref. 3. Order 4 of each per each ref. 3 ordered.

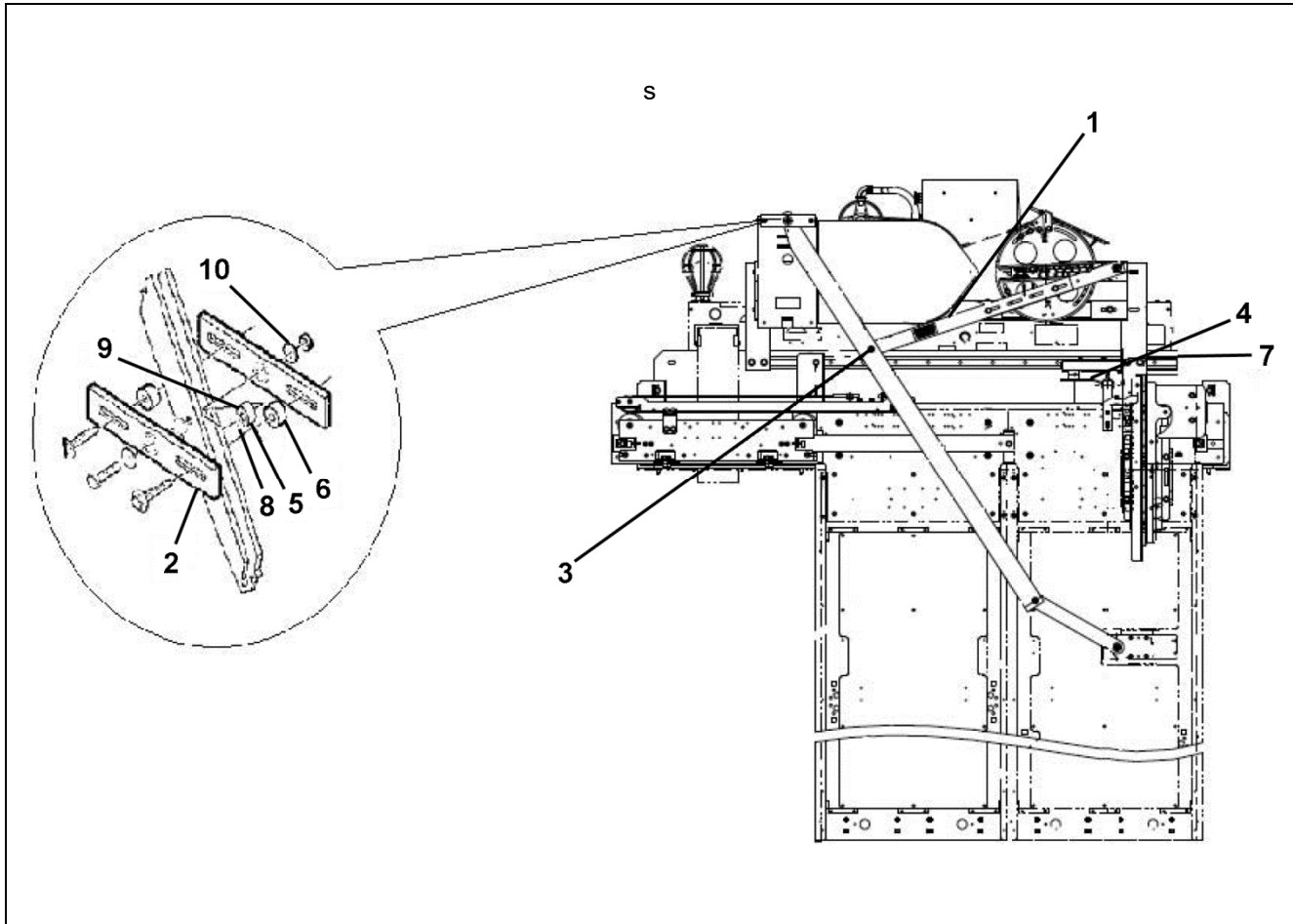


REF. No.	PART No.	DESCRIPTION
	AAA24470W	
1	395F3	Arm, Transmission
2	AAA299ANY4	Bar, Drive Arm Mounting (two per assembly)
3	AAA124HG1	Bolt, Shoulder, Metric M8 x 20
4	AAA316GLW2	Bracket, Gate Switch
5	462HA144	Spacer, Aluminum, $\varnothing = 0.42$ in. (one per assembly)
6	462HA145	Spacer, Steel, $\varnothing = 0.34$ in. (two per assembly)
7	AAA25590X1	Switch, Gate
8	128AF18	Washer (shim), $\varnothing 0.75$ in., 0.016 in. Thick (quantity may vary)
9	ISO7089M10-140HV-Z	Washer, M10, 2 mm Thick
10	ISO7093M8-140HV-Z	Washer, M8



	AAA24450W	AAA24460K	
REF. No.	PART No.		DESCRIPTION
1	AAA288ACE8		Arm, Door Drive, Aluminum, 59.68 in. L
2	288RH8	---	Assembly, Roller Arm, Arm Length = 6.12 in.
	---	288RH22	Assembly, Roller Arm, Arm Length = 6.40 in., Two-Speed Doors only
3	AAA430GD1		Assembly, Door Link w/Bracket, RH/LH, Link = 13.75 in. L
4	---		Coupling,  SPL 24-AAA24390J
5	---		Hangers and Tracks,  SPL 19-AAA24600A
6	ISO4017M6X25-8.8Z		Screw, M6 X 1 X 25 Hex Head
7	DIN127B-M6-430HV-Z	DIN127B-M6-140HV-Z	Washer, M6 Helical Spring Lock

**NOTE:** References 6 and 7 are not included w/ref. 3. Order 4 of each per each ref. 3 ordered.



	AAA24450Z	AAA24460L	
REF. No.	PART No.		DESCRIPTION
1	395F3		Arm, Transmission
2	AAA299ANY4		Bar, Drive Arm Mounting, Two per Assembly
3	AAA124HG1		Bolt, Shoulder, Metric, M8 x 20
4	AAA316GLW2	---	Bracket, Gate Switch, Single-Slide Doors
	---	AAA316GLW4	Bracket, Gate Switch, Two-Speed Doors
5	462HA144		Spacer, Aluminum, $\varnothing = 0.42$ in., One per Assembly
6	462HA145		Spacer, Steel, $\varnothing = 0.34$ in. Two per Assembly
7	AAA25590X1		Switch, Gate
8	128AF18		Washer (shim), $\varnothing = 0.75$ in., 0.016 in. Thick (quantity may vary)
9	ISO7089M10-140HV-Z		Washer, M10, 2 mm Thick
10	ISO7093M8-140HV-Z		Washer, M8