

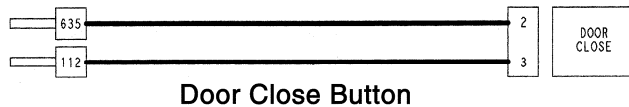
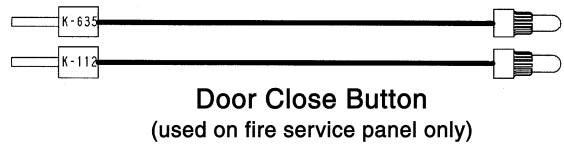
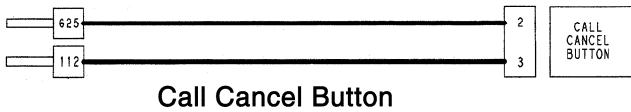
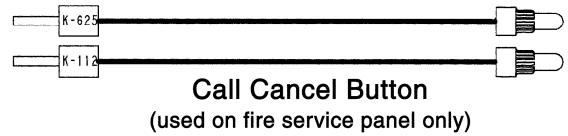
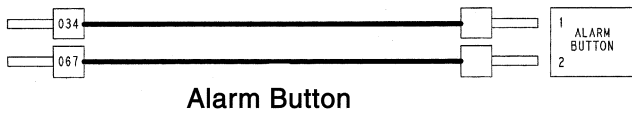
**Wiring Harness
Discrete COP
(for Series 2 and 5 COPs)**

Spare Parts Leaflet

31-AAA174AGZ

May 24, 2006 / Page 1 of 9

**W/O
VINTAGE**



OTIS

Safety First!

**SERVICE ENGINEERING
Otis Elevator Company
Bloomfield, Connecticut USA**

Leaflet Description

This leaflet provides spare parts information for discrete COP wiring harnesses (used on Series 2 and 5 COPs).

Leaflet Revisions

Date Revised	Subject Matter Expert	Reason for Revision
May 24, 2006	Joseph D. Zych	New Leaflet

Related Drawings

Drawing No.	Title	Drawing No.	Title
AAA174AGZ	Wiring Harness Discrete COP		

Related Documents

Document ID	Title
---	---

Subject Matter Expert

Name	Department
Joseph D. Zych	OSC Service Engineering

About Spare Parts Leaflets...

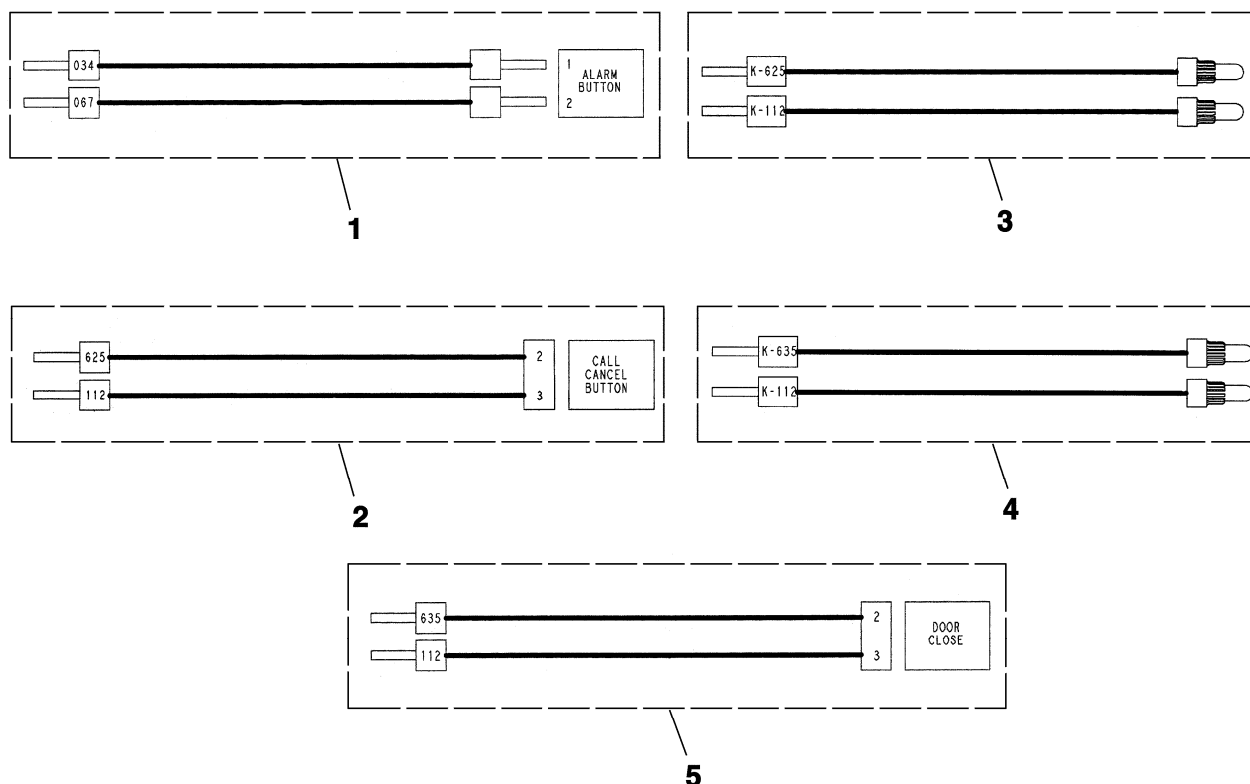
This document lists the lowest replaceable units (LRUs) for the standard version of the product. The LRUs are chosen by a team of Otis associates representing engineering and manufacturing.

While goal of this document is to make parts identification as easy as possible, the document cannot be all-inclusive. Elevator and escalator contracts classified as “special” or “custom” are not addressed here. For such contracts, please refer to specified information, the contract folder, TIPs, Field Education Articles, Construction Letters, etc. for further information.

If you have any suggestions about this document, please contact the subject matter expert listed on this page.

Wiring Harness—Buttons

31-AAA174AGZ




REF. No.	W/O VINTAGE	DESCRIPTION	LENGTH (mm)
	PART No.		
1	AAA174AGZ1	Button, Alarm	1680
2	AAA174AGZ7	Button, Call Cancel	2130
3	AAA174AGZ30	Button, Call Cancel (used on fire service panel only)	4000
4	AAA174AGZ27	Button, Door Close (used on fire service panel only)	4000
5	AAA174AGZ3	Button, Door Close	1580


(Continued on next page)

31-AAA174AGZ


Wiring Harness—Buttons and Buzzer




1




4




2



5

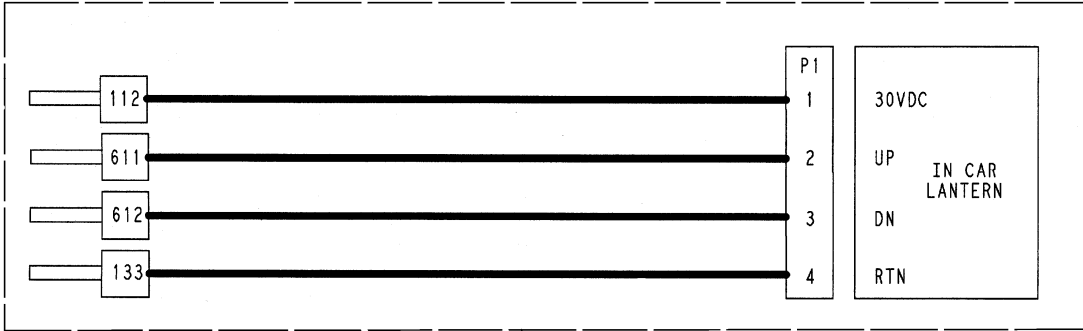


3




6

REF. No.	W/O VINTAGE PART No.	DESCRIPTION	LENGTH (mm)
1	AAA174AGZ2	Button, Door Open	1660
2	AAA174AGZ28	Button, Door Open (used on fire service panel only)	4000
3	AAA174AGZ4	Button, Floor 1	1610
4	AAA174AGZ5	Button, Floor 2	1610
5	AAA174AGZ6	Button, Floor 3	1700
6	AAA174AGZ16	Buzzer	2080

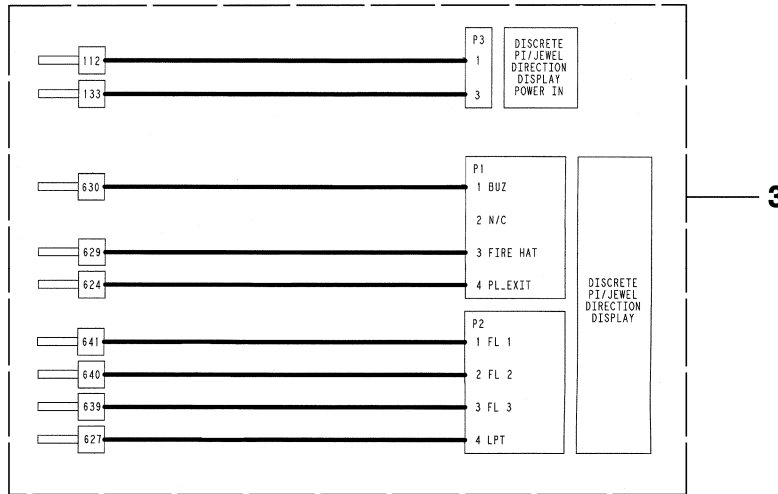
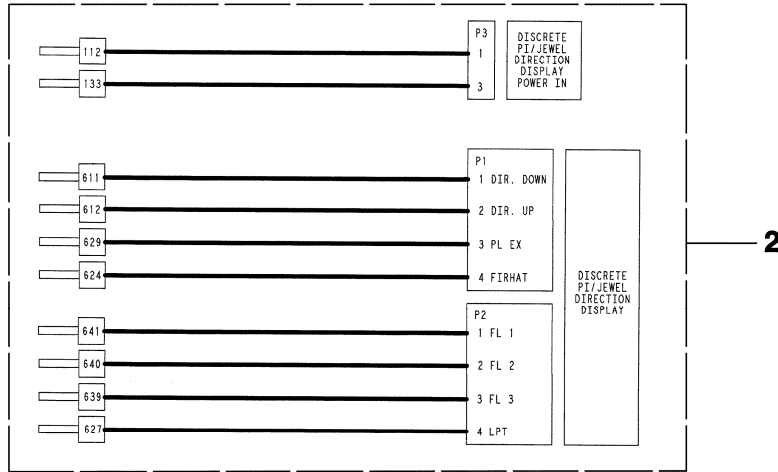
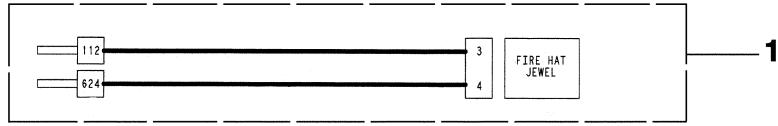


1



2

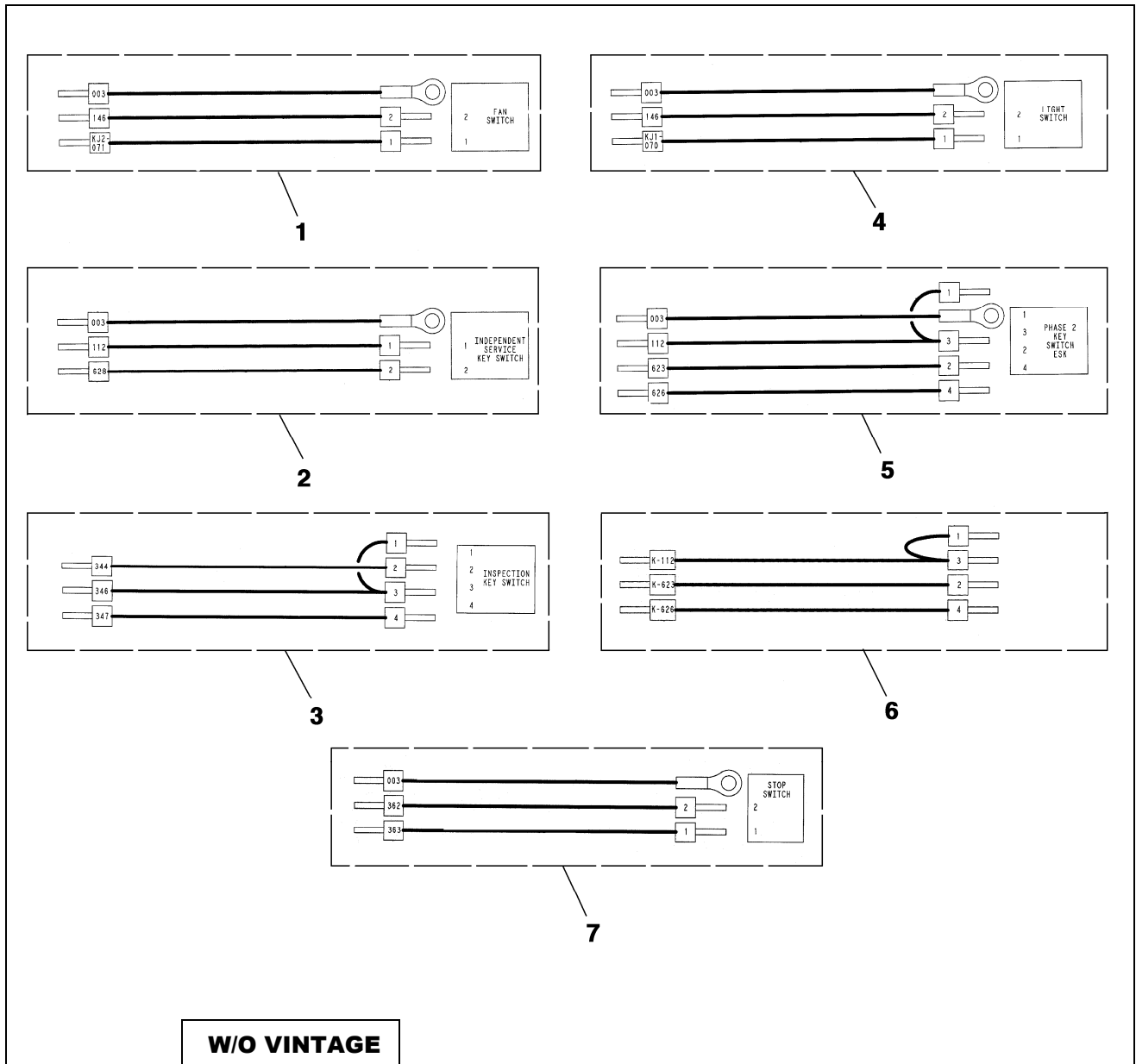
W/O VINTAGE			
REF. No.	PART No.	DESCRIPTION	LENGTH (mm)
1	AAA174AGZ21	In Car Lantern, Cable	1575
2	AAA174AGZ25	In Car Lantern, Remote	6000





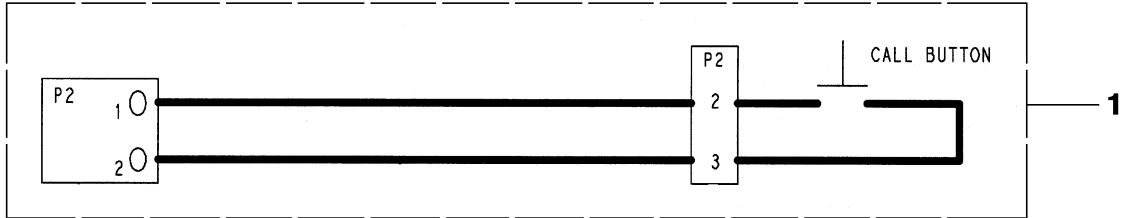
W/O VINTAGE			
REF. No.	PART No.	DESCRIPTION	LENGTH (mm)
1	AAA174AGZ8	Jewel, Fire Hat (used on fire service panel only)	4000
2	AAA174AGZ15	Jewel, Position Indicator (used on AAA26800AKM only)	2210
3	AAA174AGZ31	Jewel, Position Indicator (used on ABA26800AKM only)	2210

Wiring Harness—Keyswitches

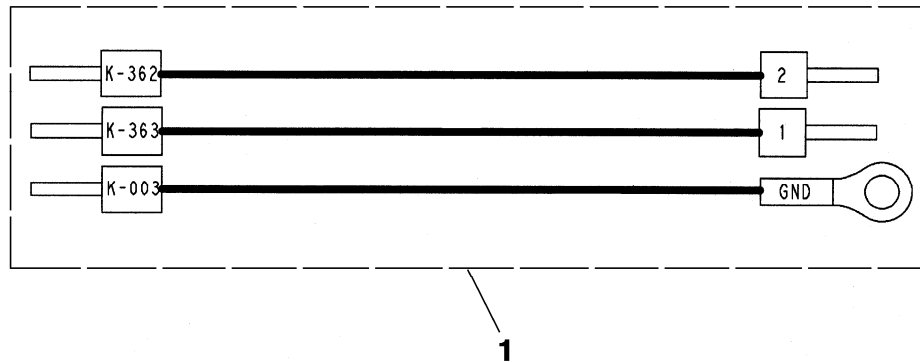
31-AAA174AGZ



REF. No.	W/O VINTAGE PART No.	DESCRIPTION	LENGTH (mm)
1	AAA174AGZ10	Keyswitch, Fan	2080
2	AAA174AGZ12	Keyswitch, Independent Service	2130
3	AAA174AGZ14	Keyswitch, Inspection	1920
4	AAA174AGZ11	Keyswitch, Light	2080
5	AAA174AGZ13	Keyswitch, Phase II	2200
6	AAA174AGZ29	Keyswitch, SES Phase (used on fire service panel only)	4000
7	AAA174AGZ9	Keyswitch, Stop	1190



REF. No.	W/O VINTAGE		LENGTH (mm)
	PART No.	DESCRIPTION	
1	AAA174AGZ19	Phone, ADA, Call Button Cable	2130
2	AAA174AGZ18	Phone, ADA, LED Cable	2180
3	AAA174AGZ17	Phone, ADA, Speaker Cable	2540



W/O VINTAGE			
REF. No.	PART No.	DESCRIPTION	LENGTH (mm)
1	AAA174AGZ26	Switch, Toggle, Run Stop (used on fire service panel only)	4000