


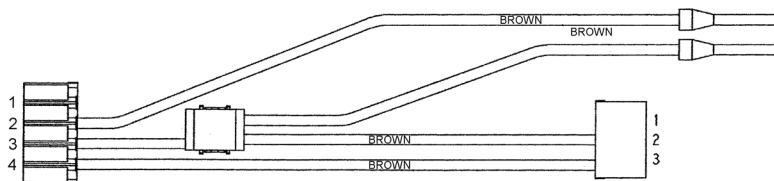
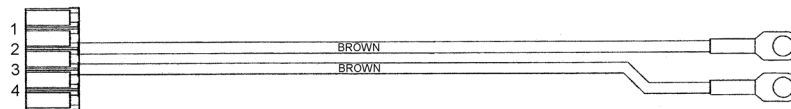

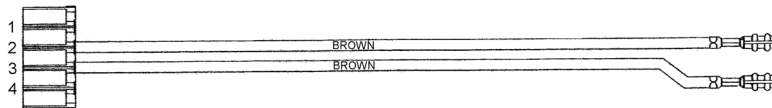
Hall Option Wiring Harness – Series 5 RSL

Spare Parts Leaflet

31-AAA174AHK

November 30, 2006 / Page 1 of 7

W/O VINTAGE



Unpublished Work—© Otis Elevator Co.; 2006

OTIS

Safety First!

SERVICE ENGINEERING

Otis Elevator Company

Bloomfield, Connecticut USA

Leaflet Description

This leaflet lists the electrical cables for series 5 RSL hall option box.

Leaflet Revisions

Date Revised	Subject Matter Expert	Reason for Revision
August 29, 2006	Michael Bertini	New SPL
October 9, 2006	Michael Bertini	Updated Illustration on p.4; Removed Wire Length Values and Added Whole Assembly Lengths on pp. 4–7
November 30, 2006	Michael Bertini	Added p/n AAA174AHK12 on p. 7

Related Drawings

Drawing No.	Title	Drawing No.	Title
AAA174AHK	Cable, Electrical Series 5 RSL Hall Option Box Wiring Harnesses	AAA23852B	Hall Fixture Arrangement, Series 5 Fixed Addressing
---	---	---	---

Related Documents

Document ID	Title
---	---
---	---

Subject Matter Expert

Name	Department
Michael Bertini	OSC Service Engineering

About Spare Parts Leaflets...

This document lists the lowest replaceable units (LRUs) for the standard version of the product. The LRUs are chosen by a team of Otis associates representing engineering and manufacturing.

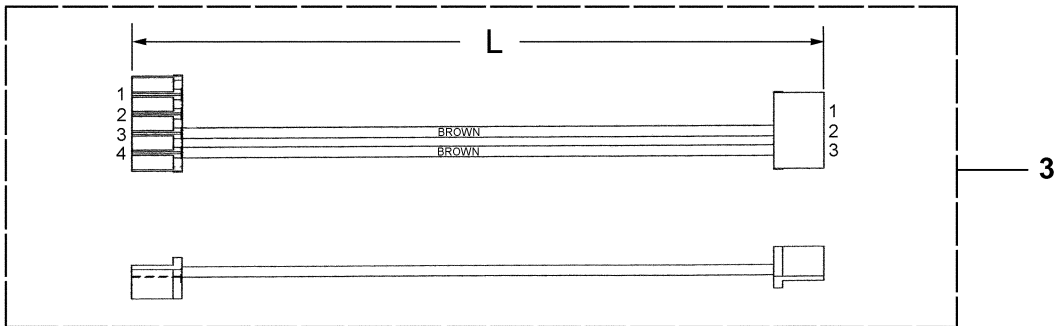
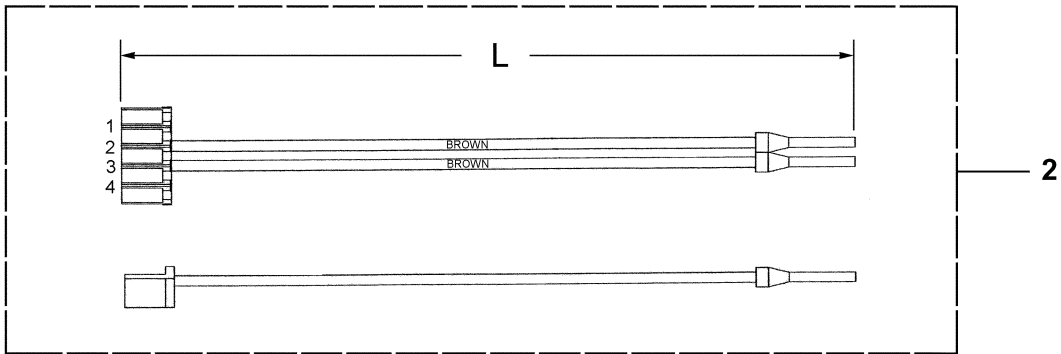
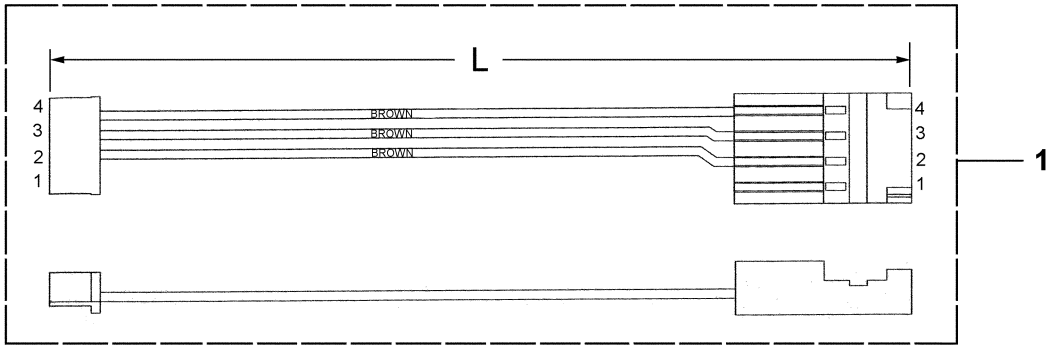
While goal of this document is to make parts identification as easy as possible, the document cannot be all-inclusive. Elevator and escalator contracts classified as “special” or “custom” are not addressed here. For such contracts, please refer to specified information, the contract folder, TIPs, Field Education Articles, Construction Letters, etc. for further information.

If you have any suggestions about this document, please contact the subject matter expert listed on this page.

References for Acronyms

31-AAA174AHK

ACRONYMS	DESCRIPTION
DHB	Down Hall Call Button
DHBK	Down Hall Call Registration Keyswitch
EFKL	Emergency Recall Jewel
EPL	Express Priority Jewel
EPS	Express Priority Keyswitch
GSAK	Group Secure Access Keyswitch
GSAL	Group Secure Access Jewel
HCS	Hall Call Cutout Keyswitch
HEMK	Emergency Medical Keyswitch
HEML	Emergency Medical Jewel
REFKL	Remote Emergency Recall Jewel
SPL	Emergency Power Jewel
UHB	Up Hall Call Button
UHBK	Up Hall Call Registration Keyswitch

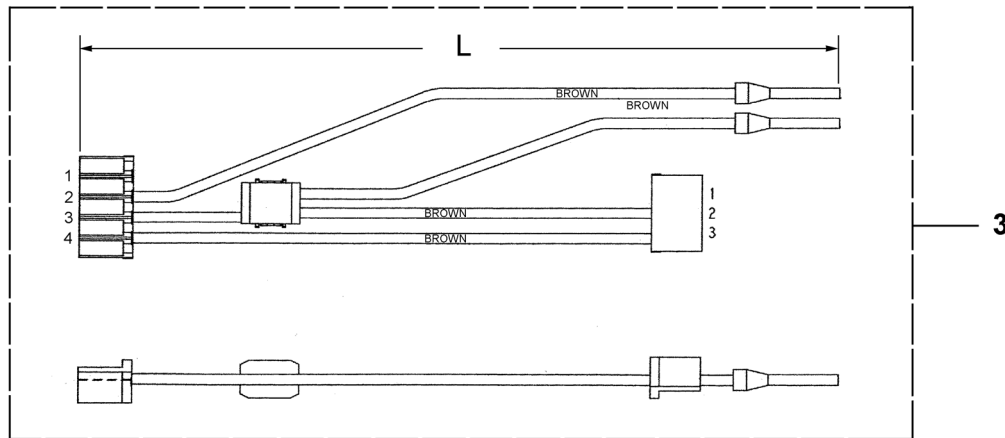




W/O VINTAGE

REF. No.	PART No.	HALL APPLICATION	ASSEMBLY LENGTH "L" (mm)
1	AAA174AHK1	1 or 2 Option Box or Button Assembly (UHB, DHB)	130
2	AAA174AHK2	1 or 2 Option Box (UHBK, DHBK, HCS)	122
3	AAA174AHK3	1 or 2 Option Box (SPL, HEML, REFKL, GSAL, EFKL)	124

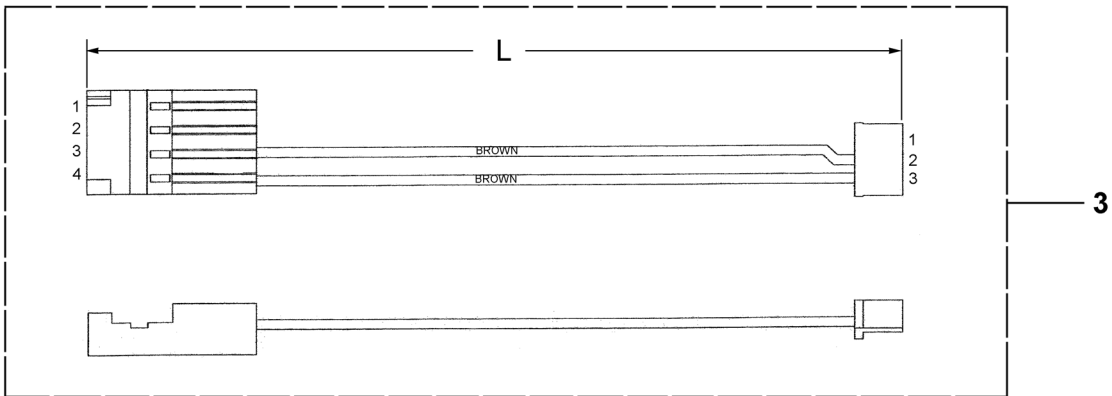
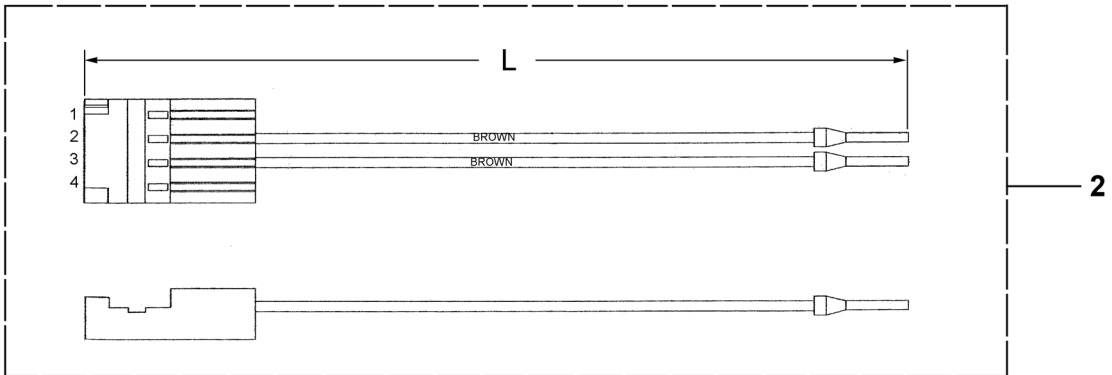
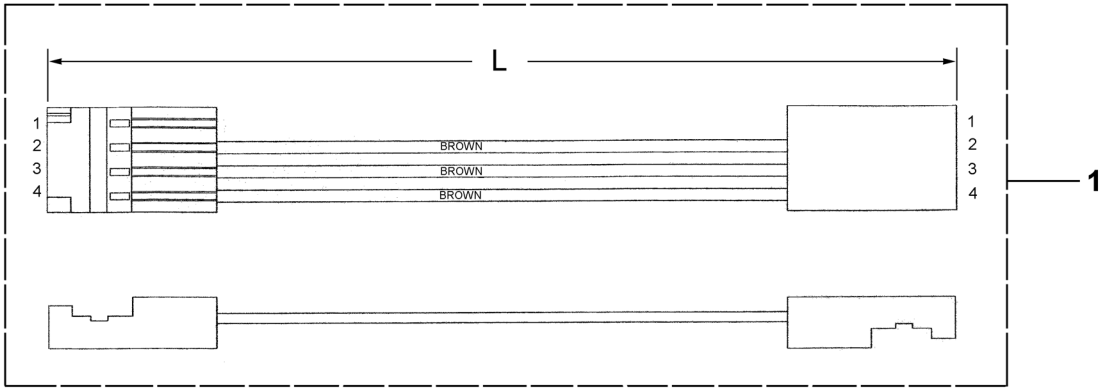
Electrical Cables

31-AAA174AHK



W/O VINTAGE

REF. No.	PART No.	HALL APPLICATION	ASSEMBLY LENGTH "L" (mm)
1	AAA174AHK4	2 Option Box (HEMK)	126
2	AAA174AHK5	2 Option Box (GSAK)	130
3	AAA174AHK11	2 Option Box (EPS, EPL)	140

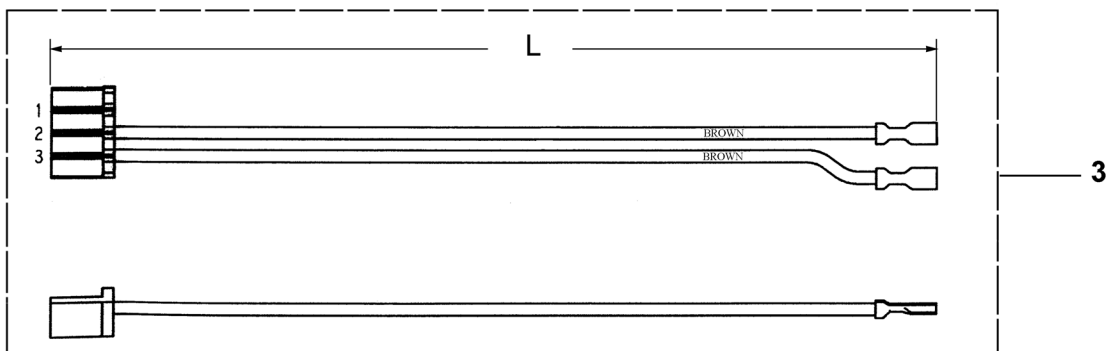
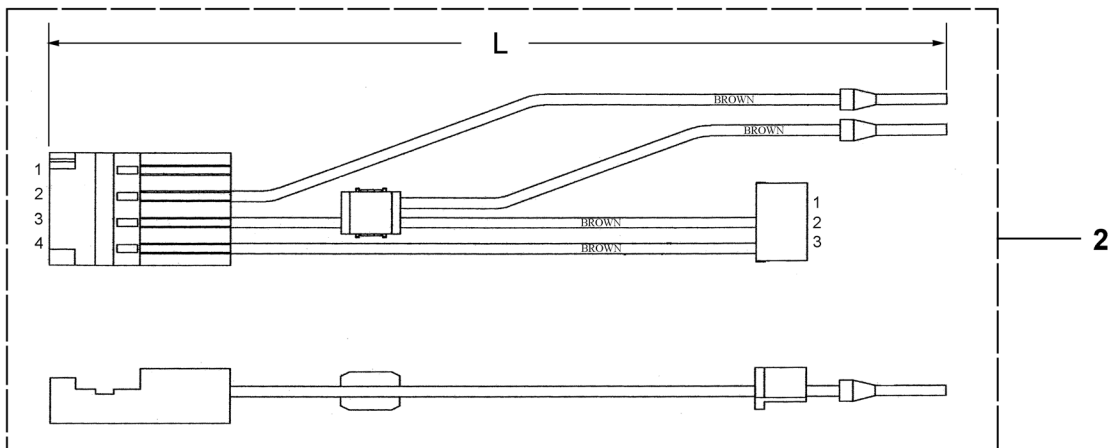
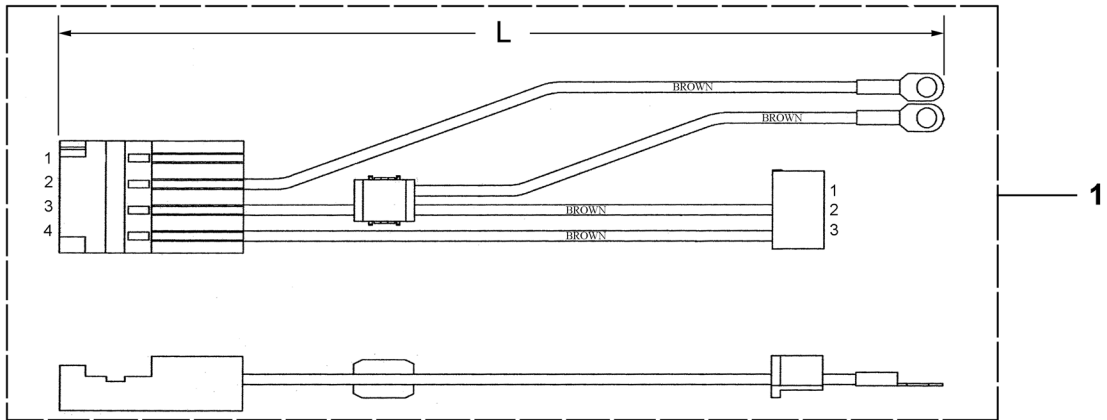


W/O VINTAGE

REF. No.	PART No.	HALL APPLICATION	ASSEMBLY LENGTH "L" (mm)
1	AAA174AHK6	3 or 4 Option Box (UHB, DHB)	296
2	AAA174AHK7	3 or 4 Option Box (HCS)	288
3	AAA174AHK8	3 or 4 Option Box (SPL, EFKL)	290

Electrical Cables

31-AAA174AHK



W/O VINTAGE			
REF. No.	PART No.	HALL APPLICATION	ASSEMBLY LENGTH "L" (mm)
1	AAA174AHK9	3 or 4 Option Box (GSAK, GSAL)	290
2	AAA174AHK10	3 or 4 Option Box (EPS, EPL)	290
3	AAA174AHK12	Jewel to RS5 Board (G*A23550D**)	120