

**Collar Adaptor  
Keyswitch and Jewel  
(French Markings)**

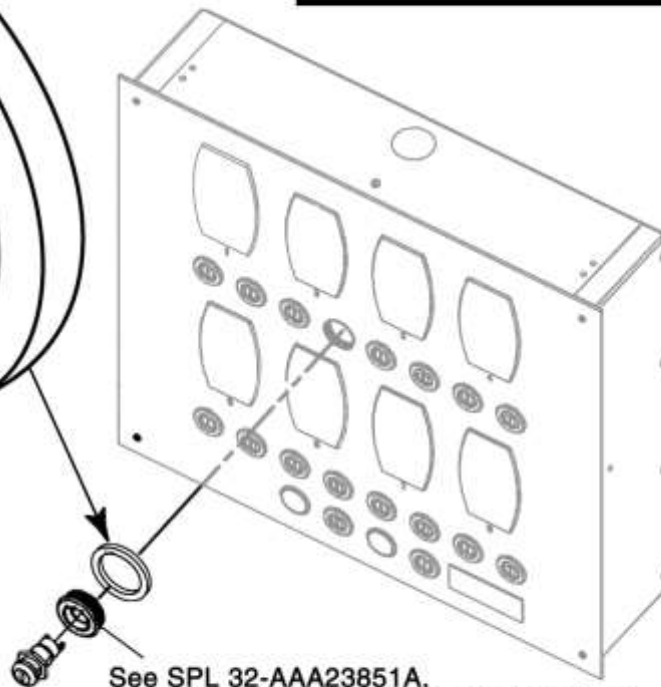
**Spare Parts Leaflet**

**31-AAA340CV**

**March 16, 2022 / Page 1 of 9**



**W/O  
VINTAGE**



See SPL 32-AAA23851A,  
*Fixture - Part Keyswitch (Series 5 Fixture),*  
for type AAA396PJ English marked collars.

**OTIS**

This document does not contain any  
technical data subject to EAR or ITAR

**SERVICE ENGINEERING**  
**Otis Elevator Company**  
**Bloomfield, Connecticut USA**

Unpublished Work—© Otis Elevator Co.; 2020

**Leaflet Description**

This leaflet describes the collars and their markings used in Series 2, 5, and 6 fixtures. These collar adaptors are only available with French markings on the collars. They are used in conjunction with type AAA396PJ collars that have English markings.

**Leaflet Revisions**

<b>Date Revised</b>	<b>Subject Matter Expert</b>	<b>Reason for Revision</b>
March 14, 2005	Joseph D. Zych	New SPL
June 21, 2006	Joseph D. Zych	Updated the history page
June 20, 2012	Joseph D. Zych	Added p/n AAA340CV31 through 33
October 1, 2014	Joseph D. Zych	Added p/n AAA340CV34
February 19, 2020	Ramone Reynolds	Added p/n AAA340CV35 on p. 4
March 16, 2022	Vadzim Fedarenka	Updated SME; Added p/n AAA340CV36 on p. 4

**Related Drawings**

<b>Drawing No.</b>	<b>Title</b>	<b>Drawing No.</b>	<b>Title</b>
AAA23800H	Lobby Panel	AAA25000DR	Series 2 Car Operating Panel
AAA23851J	Hall Option Assembly, 3 or 4 Modules	AAA25000DM	Series 5 Car Operating Panel
AAA23851G	Hall Option Assembly, 1 or 2 Modules	AAA25000DT	Series 6 Car Operating Panel

**Related Documents**

<b>Document ID</b>	<b>Title</b>
SPL 31-AAA25000DR	Car Operating Panel Series 2 Fixtures
SPL 31-AAA25000DM	Car Operating Panel (Series 5 w/NEL Buttons)
SPL 31-AAA25000DT	Series 6 Car Operating Panel
SPL 32-AAA23851J	Hall Option Assembly, 3 or 4 Modules (Series 5 Fixture)
SPL 32-AAA23800H	Lobby Panel Assembly
SPL 32-AAA23851A	Fixture – Part Keyswitch (Series 5 Fixture)
SPL 32-AAA23851G	Hall Option Assembly, 1 or 2 Modules (Series 5 Fixtures)

**Subject Matter Expert**

<b>Name</b>	<b>Department</b>
Vadzim Fedarenka	OSC Service Engineering

**About Spare Parts Leaflets...**







This document lists the lowest replaceable units (LRUs) for the standard version of the product. The LRUs are chosen by a team of Otis associates representing engineering and manufacturing.

While goal of this document is to make parts identification as easy as possible, the document cannot be all-inclusive. Elevator and escalator contracts classified as "special" or "custom" are not addressed here. For such contracts, please refer to specified information, the contract folder, TIPs, Field Education Articles, Construction Letters, etc. for further information.





If you have any suggestions about this document, please contact the subject matter expert listed on this page.

# Collars Used on Jewels

**31-AAA340CV**






FUNCTION	PART No.	COLLAR COLOR	MARKING COLOR	FIXTURE USE	COLLAR W/MARKING
(Blank)	AAA340CV1	Black	---	---	
(Blank)	AAA340CV2	Red	---	---	
Access	AAA340CV22	Black	White	Keyswitch	
Access	AAA340CV33	Black	White	Keyswitch	
Access (A17.1 2013)	AAA340CV34	Black	White	Keyswitch	
Additional Fire Recall Switch (SES Phase 1 Remote)	AAA340CV10	Red	White	Keyswitch	

**Collars Used on Jewels**






FUNCTION	PART No.	COLLAR COLOR	MARKING COLOR	FIXTURE USE	COLLAR W/MARKING
Car-to-Lobby	AAA340CV6	Black	Red	Jewel	
Car-to-Lobby	AAA340CV15	Black	White	Keyswitch	
Down Hall Call Registration	AAA340CV17	Black	White	Keyswitch	
Elevator Communication Failure	AAA340CV32	Black	Red	ECF Jewel	
Elevator Communication Failure	AAA340CV36	Black	White	Keyswitch	
Elevator Designation (X markings are customer specified. Contact Customer Service.)	AAA340CV35	Black	White	Keyswitch	

# Collars Used on Jewels

**31-AAA340CV**




FUNCTION	PART No.	COLLAR COLOR	MARKING COLOR	FIXTURE USE	COLLAR W/MARKING
Elevator Emergency Power	AAA340CV31	Black	Red	Keyswitch	
Emergency Hospital	AAA340CV21	Black	White	Keyswitch	
Emergency Power	AAA340CV11	Black	Red	Keyswitch	
Emergency Power (X markings are customer speci- fied. Contact Customer Service.)	AAA340CV12	Black	Red	Keyswitch	
Express Priority	AAA340CV4	Black	Red	Jewel	

**Collars Used on Jewels**

FUNCTION	PART No.	COLLAR COLOR	MARKING COLOR	FIXTURE USE	COLLAR W/MARKING
Express Priority	AAA340CV13	Black	White	Keyswitch	
Fan	AAA340CV27	Black	White	Keyswitch	
Fire Operation	AAA340CV23	Red	White	Keyswitch	
Fire Recall Switch (SES Phase 1)	AAA340CV9	Red	White	Keyswitch	
Floor Lockout (X markings are customer specified. Contact Customer Service.)	AAA340CV25	Black	White	Keyswitch	






# Collars Used on Jewels

**31-AAA340CV**

FUNCTION	PART No.	COLLAR COLOR	MARKING COLOR	FIXTURE USE	COLLAR W/MARKING
Group Security	AAA340CV5	Black	Red	Jewel	
Group Security	AAA340CV14	Black	White	Keyswitch	
Hall Button Cutout (in addition to buttons)	AAA340CV18	Black	White	Keyswitch	
Independent Service	AAA340CV20	Black	White	Keyswitch	
Light	AAA340CV26	Black	White	Keyswitch	





**Collars Used on Jewels**

FUNCTION	PART No.	COLLAR COLOR	MARKING COLOR	FIXTURE USE	COLLAR W/MARKING
Power Keyswitch	AAA340CV19	Black	White	Keyswitch	
Restricted Floor	AAA340CV3	Black	Red	Jewel	
Restricted Floor	AAA340CV29	Black	White	Jewel	
Run/Stop	AAA340CV28	Black	White	Keyswitch	
Secure Access	AAA340CV24	Black	White	Keyswitch	



# Collars Used on Jewels

**31-AAA340CV**

FUNCTION	PART No.	COLLAR COLOR	MARKING COLOR	FIXTURE USE	COLLAR W/MARKING
SES Phase 1	AAA340CV7	Black	Red	Jewel	
Standby Power	AAA340CV8	Black	Red	Jewel	
Up Hall Call Registration	AAA340CV16	Black	White	Keyswitch	