

Chicklet, Engraved &
w/Raised Characters

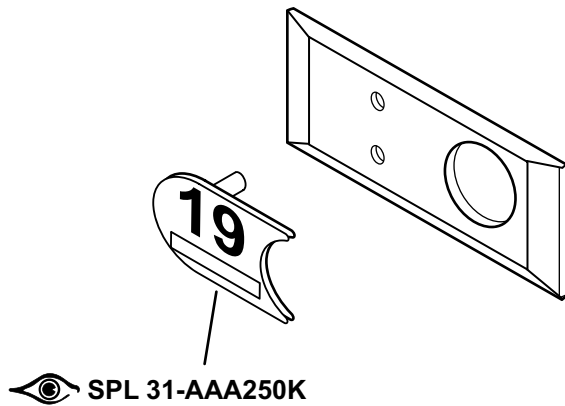
Spare Parts Leaflet

31-AAA396MV

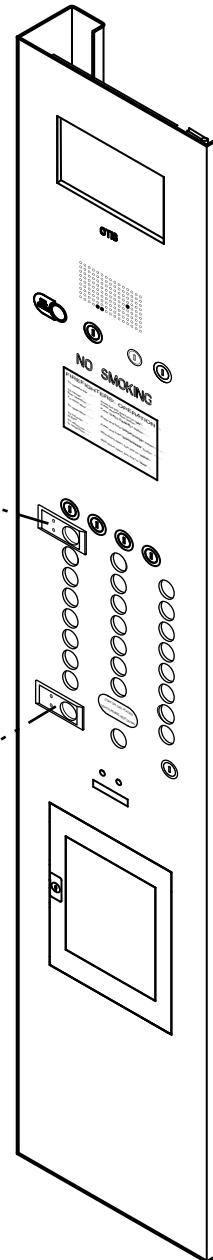
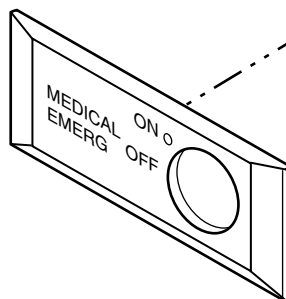
February 27, 2006 / Page 1 of 8

**W/O
VINTAGE**

Chicklet with Raised Character



Engraved Chicklet



Leaflet Description

This leaflet lists the engraved chicklets and chicklets used with raised characters.

Leaflet Revisions

Date Revised	Subject Matter Expert	Reason for Revision
February 27, 2006	Joseph Zych	New SPL

Related Drawings

Drawing No.	Title	Drawing No.	Title
AAA396MV	Chicklet	AAA00026AH	Typical Engraving Details

Related Documents

Document ID	Title
SPL 31-AAA428AAA	Raised Figures (see type AAA428J)
SPL 31-AAA250G	Advanced Fixtures, Graphics (see type AAA250K)
SPL 31-AAA25000BT	Series IV Swing Return Car Operating Panel
SU16-320	Order Form, Shipping Unit 16 Series 4 Car Operating Panel

Subject Matter Expert

Name	Department
Joseph Zych	OSC Service Engineering

About Spare Parts Leaflets...

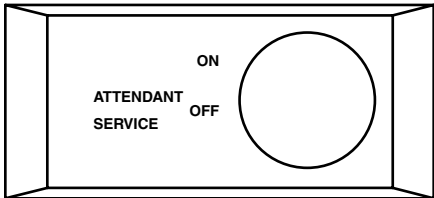

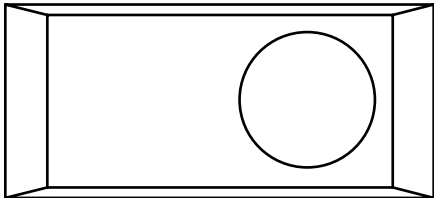
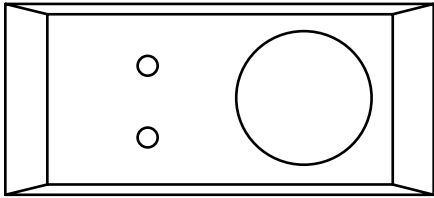


This document lists the lowest replaceable units (LRUs) for the standard version of the product. The LRUs are chosen by a team of Otis associates representing engineering and manufacturing.

While goal of this document is to make parts identification as easy as possible, the document cannot be all-inclusive. Elevator and escalator contracts classified as "special" or "custom" are not addressed here. For such contracts, please refer to specified information, the contract folder, TIPS, Field Education Articles, Construction Letters, etc. for further information.

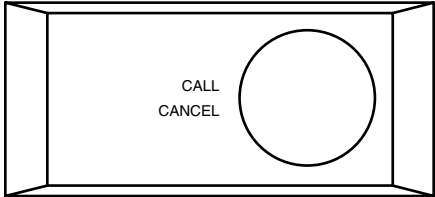

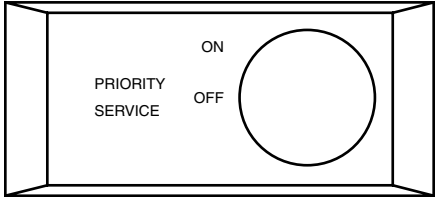
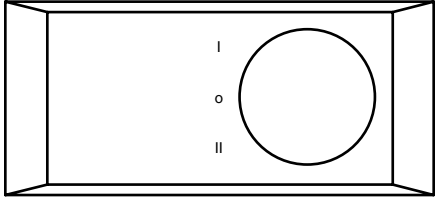
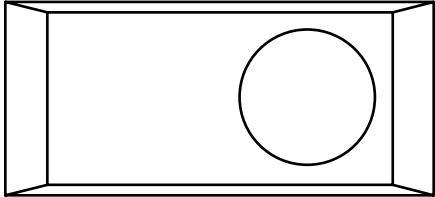

If you have any suggestions about this document, please contact the subject matter expert listed on this page.

Chicklets (ordered by function name)

31-AAA396MV

FUNCTION	PART No. (see NOTE)	Chicklet
Attendent	AAA396MV05-SS8	
	AAA396MV05-SS4	
	AAA396MV05-BR8	
	AAA396MV05-BR7	
Blank Chicklet	AAA396MV00-SS8	
	AAA396MV00-SS4	
	AAA396MV00-BR8	
	AAA396MV00-BR7	
Button, w/Raised Characters	AAA396MV01-SS8	
	AAA396MV01-SS4	
	AAA396MV01-BR8	
	AAA396MV01-BR7	
Button, w/Raised Character Plate	AAA396MV02-SS8	
	AAA396MV02-SS4	
	AAA396MV02-BR8	
	AAA396MV02-BR7	
Button w/Raised Characters	AAA396MV28-SS8	
	AAA396MV28-SS4	
	AAA396MV28-BR8	
	AAA396MV28-BR7	
Button w/Raised Character Plate	AAA396MV29-SS8	
	AAA396MV29-SS4	
	AAA396MV29-BR8	
	AAA396MV29-BR7	

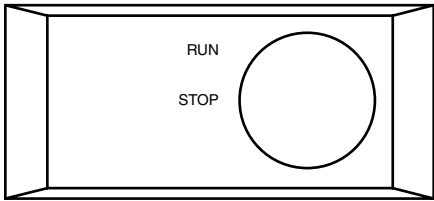
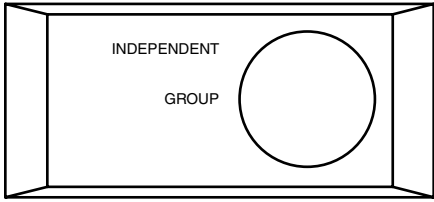
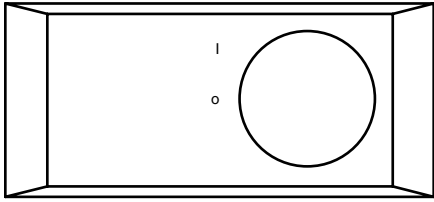
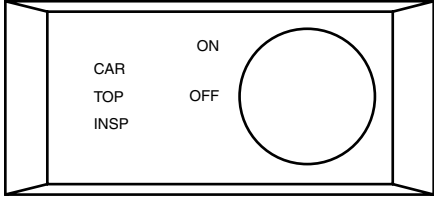
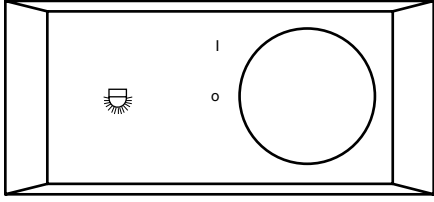
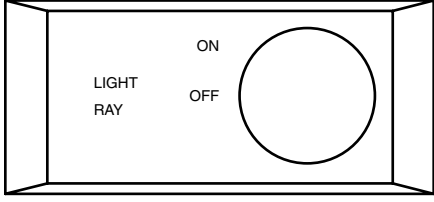
NOTE: Finishes: SS8 = Stainless Steel Mirror, SS4 = Stainless Steel Brushed Mill 4, BR8 = Bronze Mirror, BR7 = Bronze Brushed. Hole cutout diameter is 30,1 mm unless stated otherwise.

FUNCTION	PART No. (see NOTE)	Chicklet
Call Cancel	AAA396MV16-SS8	
	AAA396MV16-SS4	
	AAA396MV16-BR8	
	AAA396MV16-BR7	
Call-Cancel	AAA396MV30-SS8	
	AAA396MV30-SS4	
	AAA396MV30-BR8	
	AAA396MV30-BR7	
Emergency Hospital Service	AAA396MV04-SS8	
	AAA396MV04-SS4	
	AAA396MV04-BR8	
	AAA396MV04-BR7	
Fan	AAA396MV12-SS8	
	AAA396MV12-SS4	
	AAA396MV12-BR8	
	AAA396MV12-BR7	
Fire Service Phone w/Engraved Collar (ANSI, B44)	AAA396MV24-SS8	
	AAA396MV24-SS4	
	AAA396MV24-BR8	
	AAA396MV24-BR7	
Fire Service Phone (B44)	AAA396MV26-SS8	
	AAA396MV26-SS4	
	AAA396MV26-BR8	
	AAA396MV26-BR7	

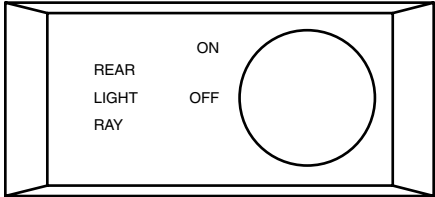
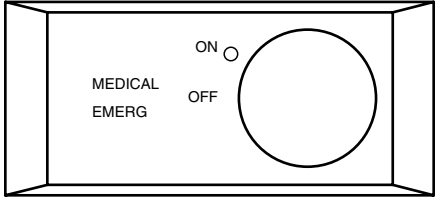
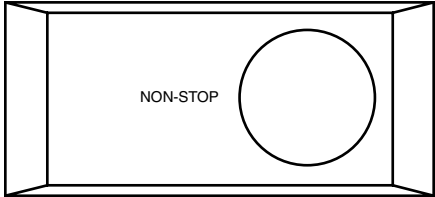
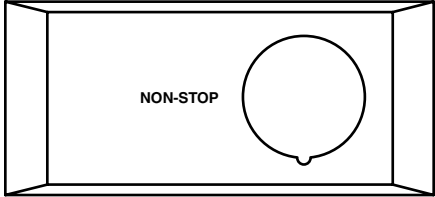
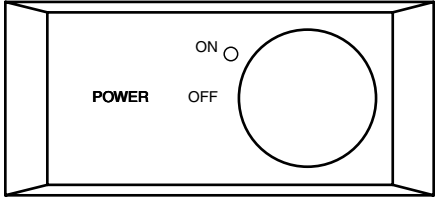
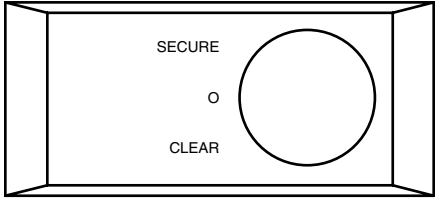
NOTE: Finishes: SS8 = Stainless Steel Mirror, SS4 = Stainless Steel Brushed Mill 4, BR8 = Bronze Mirror, BR7 = Bronze Brushed. Hole cutout diameter is 30,1 mm unless stated otherwise.

Chicklets (ordered by function name)

31-AAA396MV

FUNCTION	PART No. (see NOTE)	Chicklet
In-Car Stop (ANSI, B44)	AAA396MV08-SS8	
	AAA396MV08-SS4	
	AAA396MV08-BR8	
	AAA396MV08-BR7	
Independent Service	AA396MV03-SS8	
	AA396MV03-SS4	
	AA396MV03-BR8	
	AA396MV03-BR7	
Independent Service or Attendent (ETO)	AAA396MV14-SS8	
	AAA396MV14-SS4	
	AAA396MV14-BR8	
	AAA396MV14-BR7	
Inspection Initiation	AAA396MV09-SS8	
	AAA396MV09-SS4	
	AAA396MV09-BR8	
	AAA396MV09-BR7	
Light	AAA396MV13-SS8	
	AAA396MV13-SS4	
	AAA396MV13-BR8	
	AAA396MV13-BR7	
Light Ray	AAA396MV10-SS8	
	AAA396MV10-SS4	
	AAA396MV10-BR8	
	AAA396MV10-BR7	

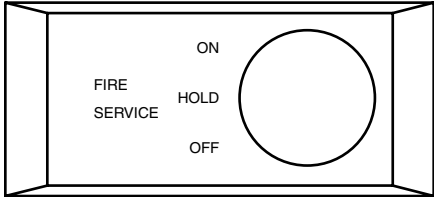
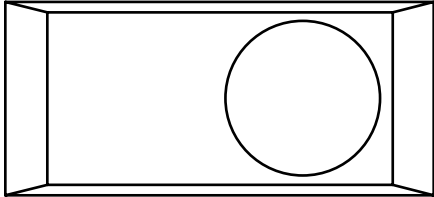
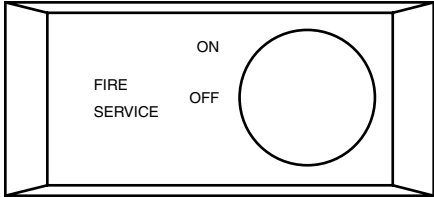
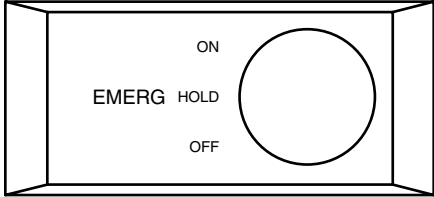
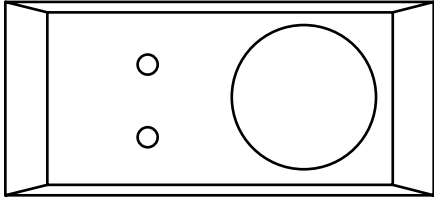
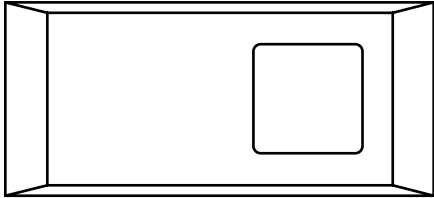
NOTE: Finishes: SS8 = Stainless Steel Mirror, SS4 = Stainless Steel Brushed Mill 4, BR8 = Bronze Mirror, BR7 = Bronze Brushed. Hole cutout diameter is 30,1 mm unless stated otherwise.

FUNCTION	PART No. (see NOTE)	Chicklet
Light Ray, Rear	AAA396MV11-SS8	
	AAA396MV11-SS4	
	AAA396MV11-BR8	
	AAA396MV11-BR7	
Massachusetts Emergency Medical Service	AAA396MV23-SS8	
	AAA396MV23-SS4	
	AAA396MV23-BR8	
	AAA396MV23-BR7	
Non-Stop	AAA396MV15-SS8	
	AAA396MV15-SS4	
	AAA396MV15-BR8	
	AAA396MV15-BR7	
Non-Stop	AAA396MV31-SS8	
	AAA396MV31-SS4	
	AAA396MV31-BR8	
	AAA396MV31-BR7	
Power	AAA396MV07-SS8	
	AAA396MV07-SS4	
	AAA396MV07-BR8	
	AAA396MV07-BR7	
Secure Access	AAA396MV06-SS8	
	AAA396MV06-SS4	
	AAA396MV06-BR8	
	AAA396MV06-BR7	

NOTE: Finishes: SS8 = Stainless Steel Mirror, SS4 = Stainless Steel Brushed Mill 4, BR8 = Bronze Mirror, BR7 = Bronze Brushed. Hole cutout diameter is 30,1 mm unless stated otherwise.

Chicklets (ordered by function name)

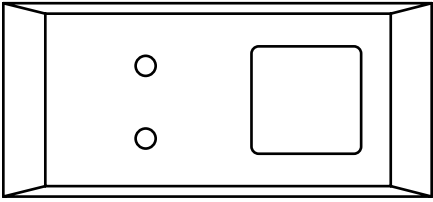
31-AAA396MV

FUNCTION	PART No. (see NOTE)	Chicklet
S.E.S. Phase II (ANSI 1987, CT)	AAA396MV19-SS8	
	AAA396MV19-SS4	
	AAA396MV19-BR8	
	AAA396MV19-BR7	
S.E.S. Phase II (NYC 1991, Chicago, MA) NOTE: Hole cutout is 33,1 mm diameter	AAA396MV20-SS8	
	AAA396MV20-SS4	
	AAA396MV20-BR8	
	AAA396MV20-BR7	
S.E.S. Phase II (CA, PA)	AAA396MV21-SS8	
	AAA396MV21-SS4	
	AAA396MV21-BR8	
	AAA396MV21-BR7	
S.E.S. Phase II (B44 In-Car Emerg. Service)	AAA396MV22-SS8	
	AAA396MV22-SS4	
	AAA396MV22-BR8	
	AAA396MV22-BR7	
Stop Switch (Push-Pull) NOTE: Hole cutout is 31,75 mm diameter	AAA396MV17-SS8	
	AAA396MV17-SS4	
	AAA396MV17-BR8	
	AAA396MV17-BR7	
Stop Switch (Toggle)	AAA396MV18-SS8	
	AAA396MV18-SS4	
	AAA396MV18-BR8	
	AAA396MV18-BR7	

NOTE: Finishes: SS8 = Stainless Steel Mirror, SS4 = Stainless Steel Brushed Mill 4, BR8 = Bronze Mirror, BR7 = Bronze Brushed. Hole cutout diameter is 30,1 mm unless stated otherwise.

31-AAA396MV

Chicklets (ordered by function name)

FUNCTION	PART No. (see NOTE)	Chicklet
Stop Switch (Toggle) w/Raised Character Plate	AAA396MV27-SS8	
	AAA396MV27-SS4	
	AAA396MV27-BR8	
	AAA396MV27-BR7	

NOTE: Finishes: SS8 = Stainless Steel Mirror, SS4 = Stainless Steel Brushed Mill 4, BR8 = Bronze Mirror, BR7 = Bronze Brushed. Hole cutout diameter is 30,1 mm unless stated otherwise.