

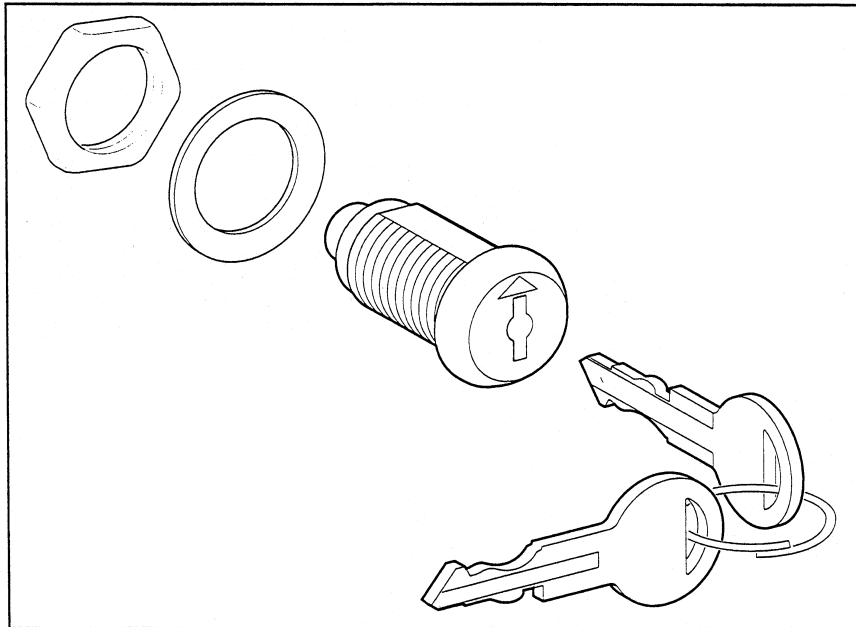
# Keylock

## Spare Parts Leaflet

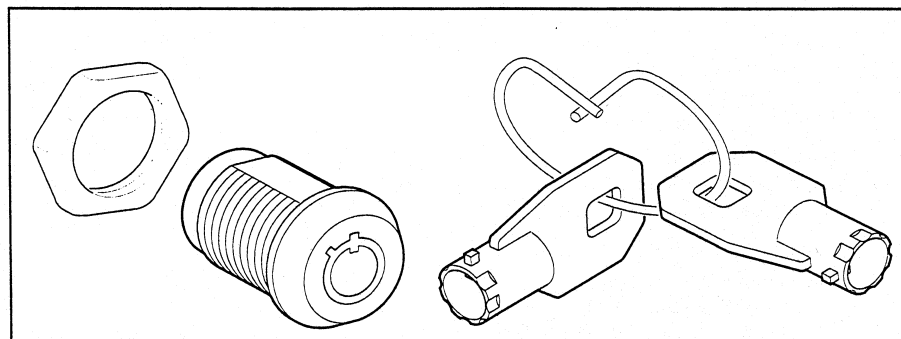
### 31-AAA431AF

November 8, 2023 / Page 1 of 5

W/O  
VINTAGE



Type AAA431AF Lock Assembly



Type AAA00431AAF Lock Assembly

# OTIS

This document does not contain any  
technical data subject to EAR or ITAR

**SERVICE ENGINEERING**  
**Otis Elevator Company**  
**Bloomfield, Connecticut USA**

Unpublished Work—© Otis Elevator Co.; 2023

**Leaflet Description**

This leaflet lists two types of keylock assemblies: AAA431AF and AAA00431AAF. AAA431AF keylock assemblies are Zamak 3 zinc polished, nickel plated, with brass tumbler and two brass keys. AAA00431AAF keylock assemblies are tubular, with seven-pin tumbler and two keys.

**Leaflet Revisions**

<b>Date Revised</b>	<b>Subject Matter Expert</b>	<b>Reason for Revision</b>
May 21, 1997	John Kulikowski	Enter correct key part numbers on p. 2; Delete column on p.3
January 19, 2006	Joseph D. Zych	Updated SPL template; Added new parts AAA431AF23 through 27 on p. 3
February 20, 2007	Michael Bertini	Add new parts AA00431AF003–006 on p. 4
November 20, 2008	Michael Bertini	Added Arizona fire service keys; added illustrations to show removable key markings for clarification.
September 12, 2012	Joseph D. Zych	Added “dimension A” on pp. 3–5.
October 3, 2012	Joseph D. Zych	Corrected key stop positions for p/ns AAA431AF28 and AAA431AF29 on p. 4
February 16, 2022	Vadzim Fedarenka	Added p/ns AAA431AF30 through 36 on p.4; Corrected Key Stop Position for arrangements AAA431AF12, 15, 17, 28, 29, and AAA00431AAF001-006
November 8, 2023	Vadzim Fedarenka	Changed dimension “A” from 0.625” (15.9) to 0.685” (17.4) & added key stop positions for AAA431AF22.

**Related Drawings**

<b>Drawing No.</b>	<b>Title</b>	<b>Drawing No.</b>	<b>Title</b>
AAA431AF	Keylock	AAA00431AAF	Keylock

**Related Documents**

<b>Document ID</b>	<b>Title</b>
31-6410W	Advanced Fixtures—Part 6410W Keyswitch Assembly
31-AAA6410AB	Keyswitch Assembly
31-AAA23500F	Keyswitch Assemblies: Light Ring and Engraved Collar Version

**Subject Matter Expert**

<b>Name</b>	<b>Department</b>
Vadzim Fedarenka	OSC Service Engineering

**About Spare Parts Leaflets...**

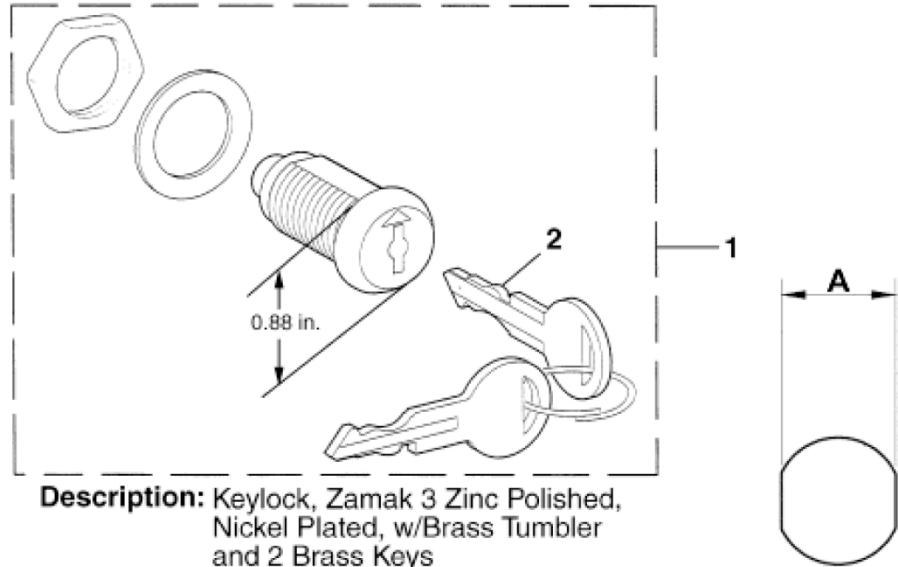
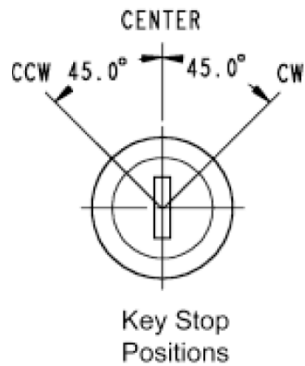
This document lists the lowest replaceable units (LRUs) for the standard version of the product. The LRUs are chosen by a team of Otis associates representing engineering and manufacturing.

While goal of this document is to make parts identification as easy as possible, the document cannot be all-inclusive. Elevator and escalator contracts classified as “special” or “custom” are not addressed here. For such contracts, please refer to specified information, the contract folder, TIPs, Field Education Articles, Construction Letters, etc. for further information.

If you have any suggestions about this document, please contact the subject matter expert listed on this page.

# Keylock

**31-AAA431AF**



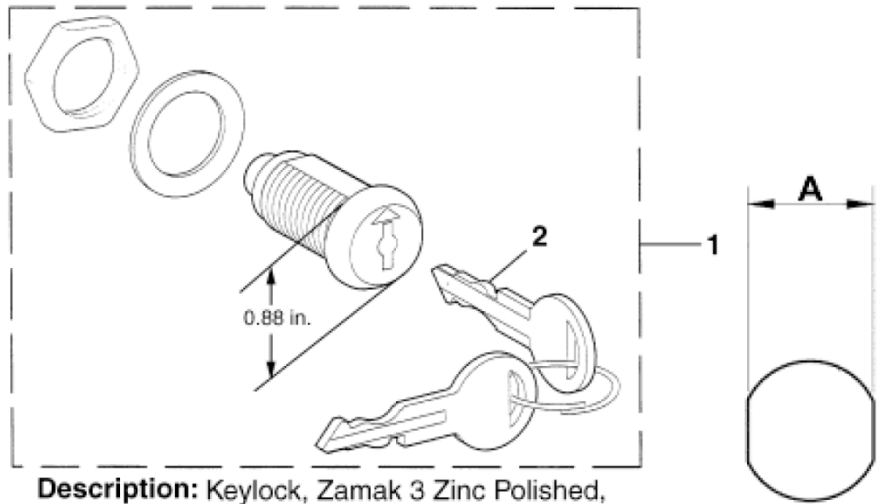
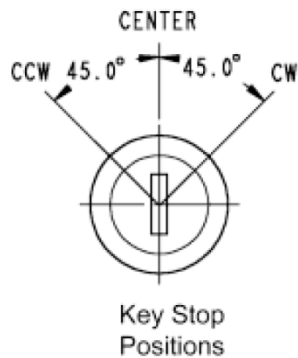
**Description:** Keylock, Zamak 3 Zinc Polished, Nickel Plated, w/Brass Tumbler and 2 Brass Keys

<b>W/O VINTAGE</b>				
<b>KEYLOCK P/N Ref. 1</b>	<b>KEY P/N Ref. 2</b>	<b>KEY REMOVABLE</b>	<b>KEY STOP POSITIONS</b>	<b>"A" in. (mm)</b>
AAA431AF1	6410W-UTA	CCW-Center-CW	---	0.685 in. (17,4)
AAA431AF2	6410W-UTD	CCW-Center-CW	---	0.685 in. (17,4)
AAA431AF3	6410W-UTF	CCW-Center-CW	---	0.685 in. (17,4)
AAA431AF4	6410W-UTA	Center	---	0.625 in. (15,9)
AAA431AF5	6410W-UTB	Center	---	0.625 in. (15,9)
AAA431AF6	6410W-UTE	Center	---	0.625 in. (15,9)
AAA431AF7	6410W-UTF	Center	---	0.625 in. (15,9)
AAA431AF8	6410W-UTC	Center-CW	---	0.685 in. (17,4)
AAA431AF9	6410W-UTF	Center-CW	---	0.685 in. (17,4)
AAA431AF10	6410W-UTG	Center-CW	---	0.685 in. (17,4)
AAA431AF11	6410W-UTF	Center-CCW	---	0.685 in. (17,4)
AAA431AF12	6410W-UTF	CCW-Center-CW	CCW (45°) & Center & CW (45°)	0.685 in. (17,4)
AAA431AF13	6410W-UTD	Center-CW	Center & CW (45°)	0.685 in. (17,4)
AAA431AF14	6410W-UTA	Center-CW	Center & CW (45°)	0.685 in. (17,4)
AAA431AF15	6410W-UTA	CCW-Center-CW	CCW (45°) & Center & CW (45°)	0.685 in. (17,4)

(Continued on next page)

# 31-AAA431AF

# Keylock



**Description:** Keylock, Zamak 3 Zinc Polished, Nickel Plated, w/Brass Tumbler and 2 Brass Keys

**W/O VINTAGE**

KEYLOCK P/N Ref. 1	KEY P/N Ref. 2	KEY REMOVABLE	KEY STOP POSITIONS	"A" in. (mm)
AAA431AF16	6410W-UTF	Center	Center & CW (45°)	0.625 in. (15,9)
AAA431AF17	6410W-UTF	Center-CCW	CCW (45°) & Center & CW (45°)	0.685 in. (17,4)
AAA431AF18	6410W-UTE	Center-CW	Center & CW (45°)	0.685 in. (17,4)
AAA431AF19	6410W-UTA	Center	---	0.685 in. (17,4)
AAA431AF20	6410W-UTB	Center	---	0.685 in. (17,4)
AAA431AF21	6410W-UTE	Center	---	0.685 in. (17,4)
AAA431AF22	6410W-UTD	Center	Center & CW (45°)	0.685 in (17,4)
AAA431AF23	6410W-UTC	Center-CW	Center & CW (45°)	0.685 in. (17,4)
AAA431AF24	6410W-UTB	Center-CW	Center & CW (45°)	0.685 in. (17,4)
AAA431AF25	6410W-UTG	Center	---	0.685 in. (17,4)
AAA431AF26	6410W-UTH	Center-CW	Center & CW (45°)	0.685 in. (17,4)
AAA431AF27	6410W-UTH	Center	---	0.685 in. (17,4)
AAA431AF28	6410W-AZFS*	Center-CW	CCW (45°) & Center & CW (45°)	0.685 in. (17,4)
AAA431AF29	6410W-AZFS*	CCW-Center	CCW (45°) & Center & CW (45°)	0.685 in. (17,4)
AAA431AF30***	AAA634F-WD01**	CCW-Center-CW	CCW (45°) & Center & CW (45°)	0.685 in. (17,4)
AAA431AF31	6410W-AZFS*	CCW-Center-CW	CCW (90°) & Center & CW (90°)	0.685 in. (17,4)
AAA431AF32	6410W-AZFS*	CCW-Center-CW	CCW (45°) & Center & CW (45°)	0.685 in. (17,4)
AAA431AF33	AAA634F-WD01**	Center-CW	CCW (45°) & Center & CW (45°)	0.685 in. (17,4)
AAA431AF34	AAA634F-WD01**	CCW-Center-CW	CCW (45°) & Center & CW (45°)	0.685 in. (17,4)
AAA431AF35	AAA634F-WD01**	Center-CW	Center & CW (45°)	0.685 in. (17,4)
AAA431AF36	AAA634F-WD01**	CCW-Center	CCW (45°) & Center & CW (45°)	0.685 in. (17,4)

\* AZFS stands for Arizona fire service.

\*\* WD01 stands for Rhode Island Fire Service Keyswitches.

\*\*\* Used for Elevator Emergency Power Keyswitches, RI.

# Keylock

**31-AAA431AF**

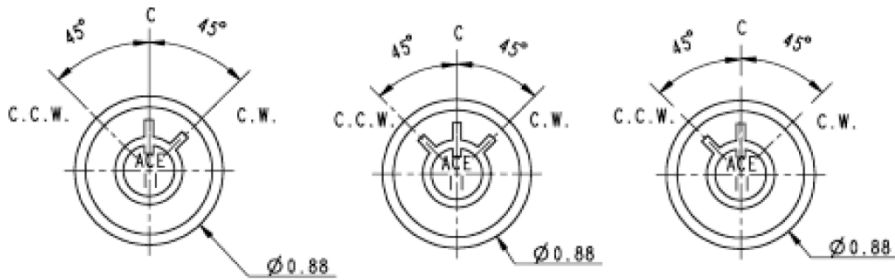
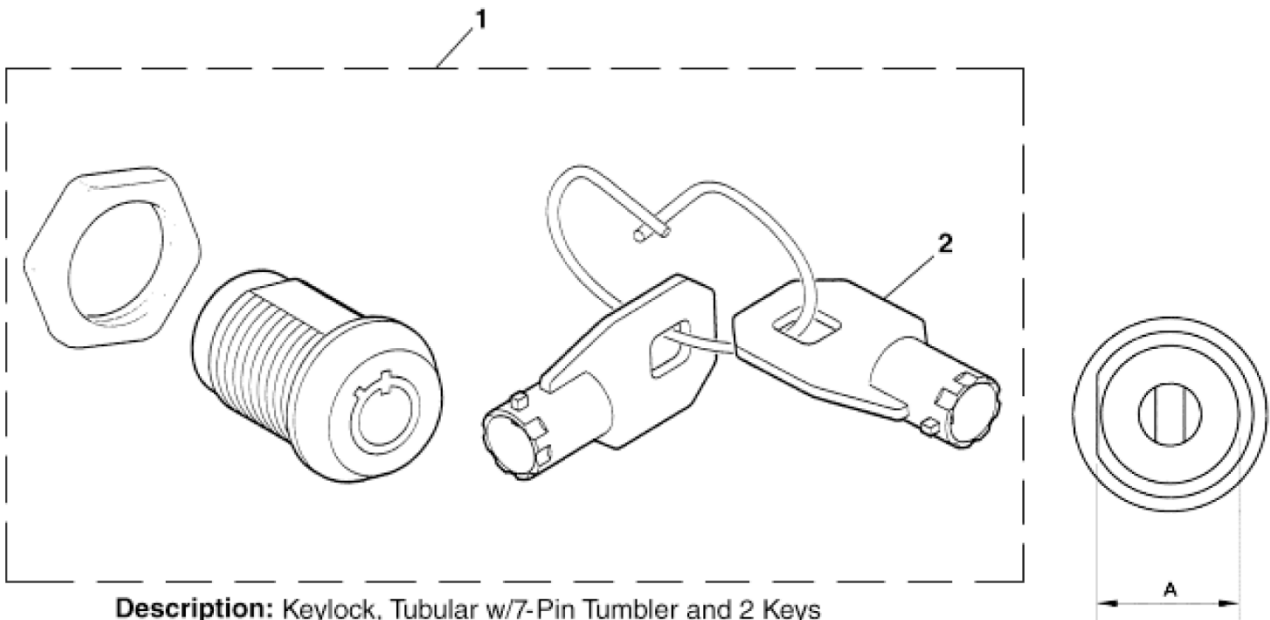


FIG. 1

FIG. 2

FIG. 3



**Description:** Keylock, Tubular w/7-Pin Tumbler and 2 Keys

<b>W/O VINTAGE</b>				
<b>KEYLOCK P/N REF. 1</b>	<b>KEY P/N REF. 2</b>	<b>KEY REMOVABLE</b>	<b>FIG.</b>	<b>"A" in. (mm)</b>
AAA00431AAF001	6410W-BFD1	Center & CW (45°)	1	0.64 in. (16,25)
AAA00431AAF002	6410W-BFD1	CCW (45°) & Center & CW (45°)	2	0.64 in. (16,25)
AAA00431AAF003	6410W-BFD1	CCW (45°) & Center	3	0.64 in. (16,25)
AAA00431AAF004	6410W-FEO-K1	Center & CW (45°)	1	0.64 in. (16,25)
AAA00431AAF005	6410W-FEO-K1	CCW (45°) & Center & CW (45°)	2	0.64 in. (16,25)
AAA00431AAF006	6410W-FEO-K1	CCW (45°) & Center	3	0.64 in. (16,25)