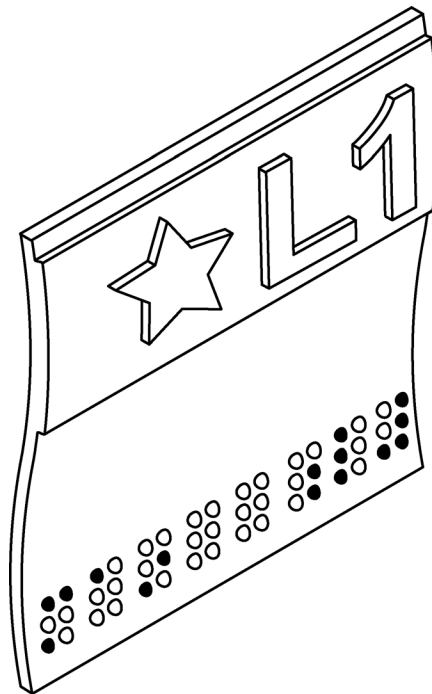


**Entrance Frame
Braille Plate**

Spare Parts Leaflet

32-A102KE

June 12, 2024 / Page 1 of 3



**Type A102KE
Handicap Plate**

OTIS

This document contains technical data subject
to EAR. ECCN: EAR99

**SERVICE ENGINEERING
Otis Elevator Company
Bloomfield, Connecticut USA**

Unpublished Work—© Otis Elevator Co.; 2024

Leaflet Description

This leaflet provides types A102KE door jamb entrance handicap plate options.

Leaflet Revisions

| Date Revised | Subject Matter Expert | Reason for Revision |
|------------------|-----------------------|--|
| July 26, 2004 | Lisa K. Mitchell | New SPL. |
| October 30, 2007 | Michael Bertini | Updated Information |
| February 8, 2008 | Michael Bertini | Remove AAA102TE information. Update p.3 material and finish picture. |
| January 10, 2018 | Ramone Reynolds | Added A102KE2 for main entrance with international star symbol; Added NOTE on part width on p. 3. |
| December 7, 2022 | Vadzim Fedarenka | Added Plate images on p. 3; changed ordering part number for Example 2 on p. 3; updated STAR symbol description on p. 4. |
| June 12, 2024 | Vadzim Fedarenka | Updated example 2 (image and steps) and removed notes for examples 1 & 2 on p. 3; removed p. 4. |

Related Drawings

| Drawing No. | Title | Drawing No. | Title |
|-------------|-----------------|-------------|-----------------|
| A102KE | Plate, Handicap | AAA102AMS | Plate, Handicap |

Related Documents

| Document ID | Title |
|--------------------|-----------------------------|
| SPL 25-AAA23100AAB | Landing Door, Sliding |
| SPL 32-AAA102AMS | Handicap Plate (ASME A17.1) |

Subject Matter Expert

| Name | Department |
|------------------|-------------------------|
| Vadzim Fedarenka | OSC Service Engineering |

About Spare Parts Leaflets...

This document lists the lowest replaceable units (LRUs) for the standard version of the product. The LRUs are chosen by a team of Otis associates representing engineering and manufacturing.

While goal of this document is to make parts identification as easy as possible, the document cannot be all-inclusive. Elevator and escalator contracts classified as "special" or "custom" are not addressed here. For such contracts, please refer to specified information, the contract folder, TIPS, Field Education Articles, Construction Letters, etc. for further information.

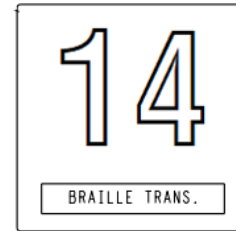
If you have any suggestions about this document, please contact the subject matter expert listed on this page.

Type A102KE1 and A102KE2 Entrance Frame Braille Plate Graphic Part Identification Instructions

Example 1 Floor marking of “14” in stainless steel mirror finish on a black background finish.

A102KE1-SS8-BLK-14
↑ ↑ ↑ ↑
1 2 3 4

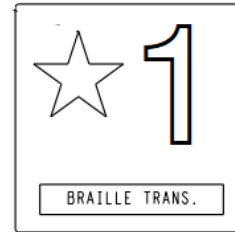
1. The base part number.
2. Foreground (graphic) finish.
3. Background finish.
4. Desired alphanumeric.



Example 2 A main entrance with the international star symbol followed by the floor marking “1” in black on a stainless steel mirror finish background.

A102KE2-BLK-SS8-IM1
↑ ↑ ↑ ↑
1 2 3 4 5

1. The base part number.
2. Foreground (graphic) finish.
3. Background finish.
4. “IM” International Main Landing (☆) Graphic designation
5. Desired alphanumeric.



Material and Finish Options:

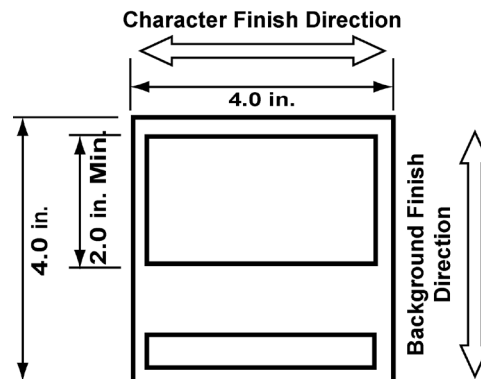
ADA contrast compliant: white paint = WHT; black paint = BLK (-WHT-BLK or -BLK-WHT).

stainless steel mirror finish = SS8

stainless steel brushed finish = SS4

bronze mirror finish = BR8

bronze brushed finish = BR7 (-BLK-SS4, -BLK-BR7, -SS4-BLK, -BR7-BLK)



NOTE: Part can measure 4.0 in. high x 5.0 in. wide or 4.0 in. high x 6.0 in. wide for braille plates with three characters, depending on the characters required.