

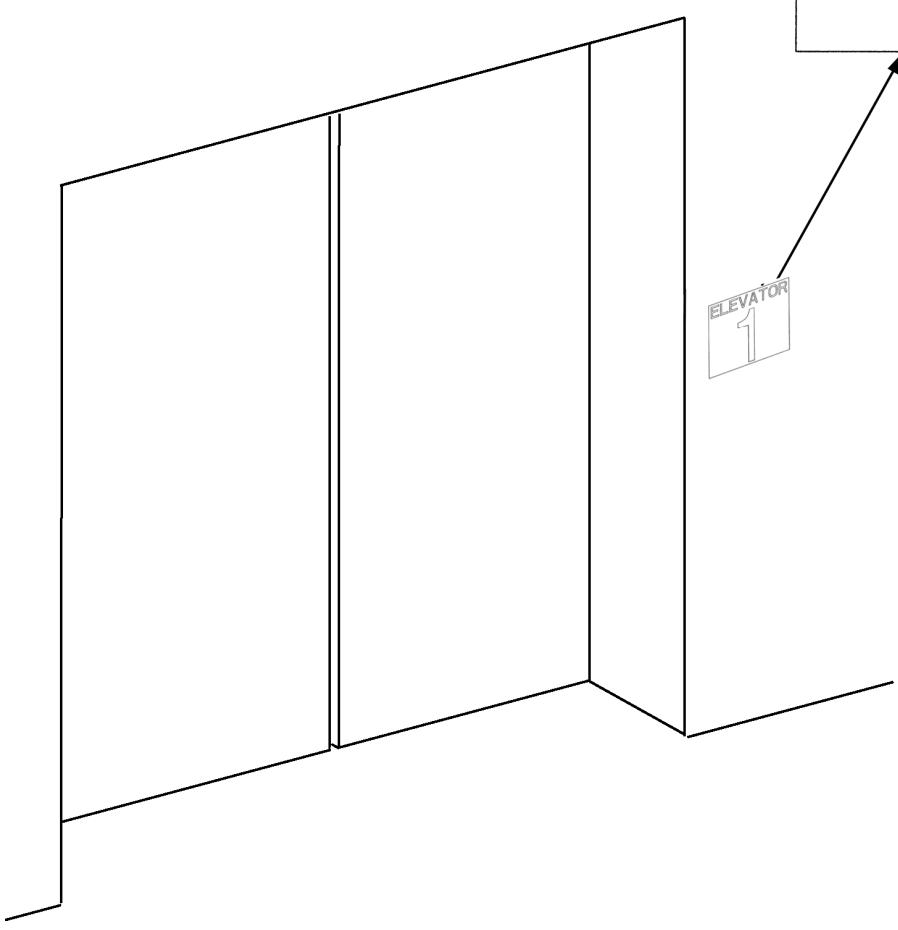

Elevator Number Plate

Spare Parts Leaflet

32-AAA102ASA

February 3, 2016/ Page 1 of 3

**W/O
VINTAGE**



OTIS

SERVICE ENGINEERING
Otis Elevator Company
Bloomfield, Connecticut USA

Unpublished Work—© Otis Elevator Co.; 2016

Leaflet Description

This leaflet provides type AAA102ASA elevator number plate options.

Leaflet Revisions

Date Revised	Subject Matter Expert	Reason for Revision
November 20, 2007	Joseph D. Zych	New SPL
April 29, 2015	Joseph D. Zych	Updated document template and updated background and lettering color information
July 8, 2015	Joseph D. Zych	Updated parts ordering information
February 3, 2016	Joseph D. Zych	Updated ordering information

Related Drawings

Drawing No.	Title	Drawing No.	Title
AAA102ASA	Elevator Number Plate		

Related Documents

Document ID	Title

Subject Matter Expert

Name	Department
Joseph D. Zych	OSC Service Engineering

About Spare Parts Leaflets...

This document lists the lowest replaceable units (LRUs) for the standard version of the product. The LRUs are chosen by a team of Otis associates representing engineering and manufacturing.

While goal of this document is to make parts identification as easy as possible, the document cannot be all-inclusive. Elevator and escalator contracts classified as “special” or “custom” are not addressed here. For such contracts, please refer to specified information, the contract folder, TIPS, Field Education Articles, Construction Letters, etc. for further information.

If you have any suggestions about this document, please contact the subject matter expert listed on this page.

Elevator Number Plates

32-AAA102ASA

Type AAA102ASA Elevator Number Plate Identification Instructions

NOTE: Use p/n AAA102ASA1 for elevator numbers with up to three characters.
Use p/n AAA102ASA2 for elevator numbers with four or five characters.

See Examples 1 and 2

Example 1: Elevator number marking of “14” in black finish on satin silver background finish.

AAA102ASA1-BLK-SS4-14
 ↑ ↑ ↑ ↑
 1 2 3 4

1. The base part number AAA102ASA1.
2. Text (graphic) finish.
3. Background color.
4. Desired elevator number designation (up to 3 characters).

Example 2: Elevator number marking of “APE10” in white finish on satin silver background finish.

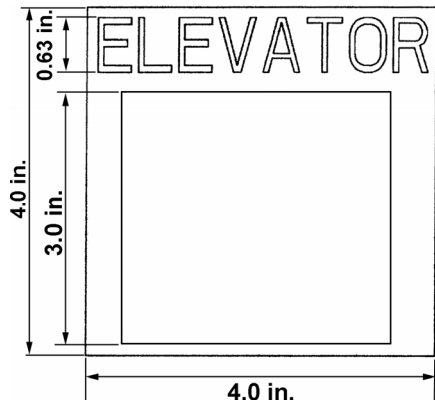
AAA102ASA2-WHT-SS4-APE10
 ↑ ↑ ↑ ↑
 1 2 3 4

1. The base part number AAA102ASA2.
2. Text (graphic) finish
3. Background color.
4. Desired elevator number designation (4 to 5 characters).

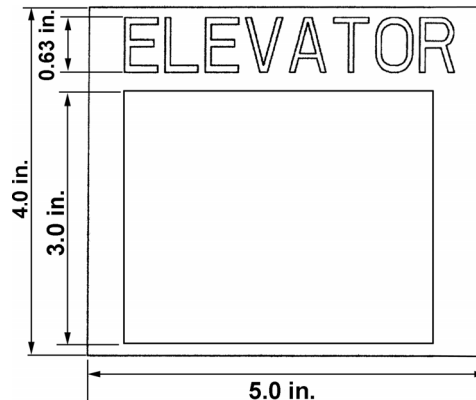
Material and Finish Options:

- Material is 0.020 thick metal
- Text finish:
 - SS4 – Satin Silver
 - BR7 – Satin Gold
 - WHT – White
 - BLK – Black
- Background color:
 - SS4 – Satin Silver
 - BR7 – Satin Gold
 - WHT – White
 - BLK – Black

Elevator Number Designations
1 – 36
A1 – A8
B1 – B8
C1 – C2
E1 – E8
G1 – G8
H1 – H8
P1 – P8
PE1 – PE9
S1 – S3
SE1 – SE8
PE10 – PE16
APE1 – APE10
BPE1 – BPE10
CPE1 – CPE10



p/n AAA102ASA1
(# designation has up to 3 characters)



p/n AAA102ASA2
(# designation has 4 or 5 characters)