

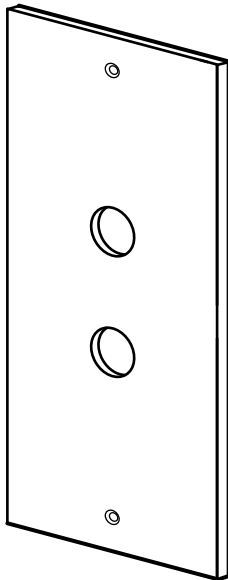
**Faceplate, Flat Style  
(for Modernization Hall Panel)**

**Spare Parts Leaflet**

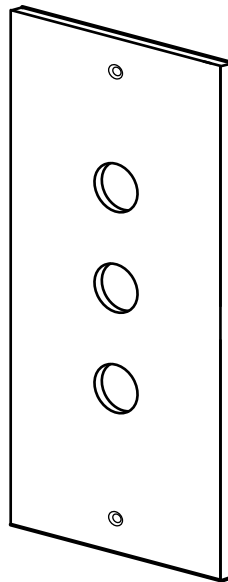
**32-AAA147QS**

**February 24, 2010 / Page 1 of 12**

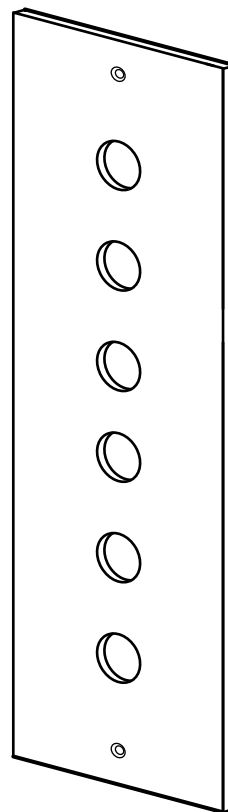
**W/O  
VINTAGE**



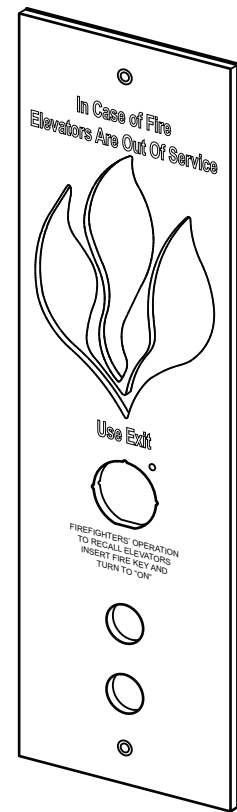
**Terminal Landing  
Faceplate**



**Intermediate Landing  
Faceplate**



**Contract Specific  
Faceplate**



**Terminal Landing  
W/(2) Buttons and  
Keyswitch  
(laser cutout for flame insert)**

**OTIS**

**Safety First!**

**SERVICE ENGINEERING**

**Otis Elevator Company**

**Bloomfield, Connecticut USA**

**Leaflet Description**

This leaflet lists the part numbers for the flat style faceplates used on the AAA23500BT modernization hall station assembly.

**Leaflet Revisions**

<b>Date Revised</b>	<b>Subject Matter Expert</b>	<b>Reason for Revision</b>
April 25, 2005	Joseph Zych	New SPL
February 24, 2010	Joseph Zych	Added new arrangements AAA147QS27–64, pp 9–12

**Related Drawings**

<b>Drawing No.</b>	<b>Title</b>	<b>Drawing No.</b>	<b>Title</b>
AAA147QS	Plate, Face, Hall Panel, 1-6 Fixtures		

**Related Documents**

<b>Document ID</b>	<b>Title</b>
SPL 32-AAA23500BT	Hall Station, Narrow, Flat, and Jamb

**Subject Matter Expert**

<b>Name</b>	<b>Department</b>
Joseph Zych	OSC Service Engineering

**About Spare Parts Leaflets...**

This document lists the lowest replaceable units (LRUs) for the standard version of the product. The LRUs are chosen by a team of Otis associates representing engineering and manufacturing.

While the goal of this document is to make parts identification as easy as possible, the document cannot be all-inclusive. Elevator and escalator contracts classified as “special” or “custom” is not addressed here. For such contracts, please refer to specified information, the contract folder, TIPs, Field Education Articles, Construction Letters, etc. for further information.

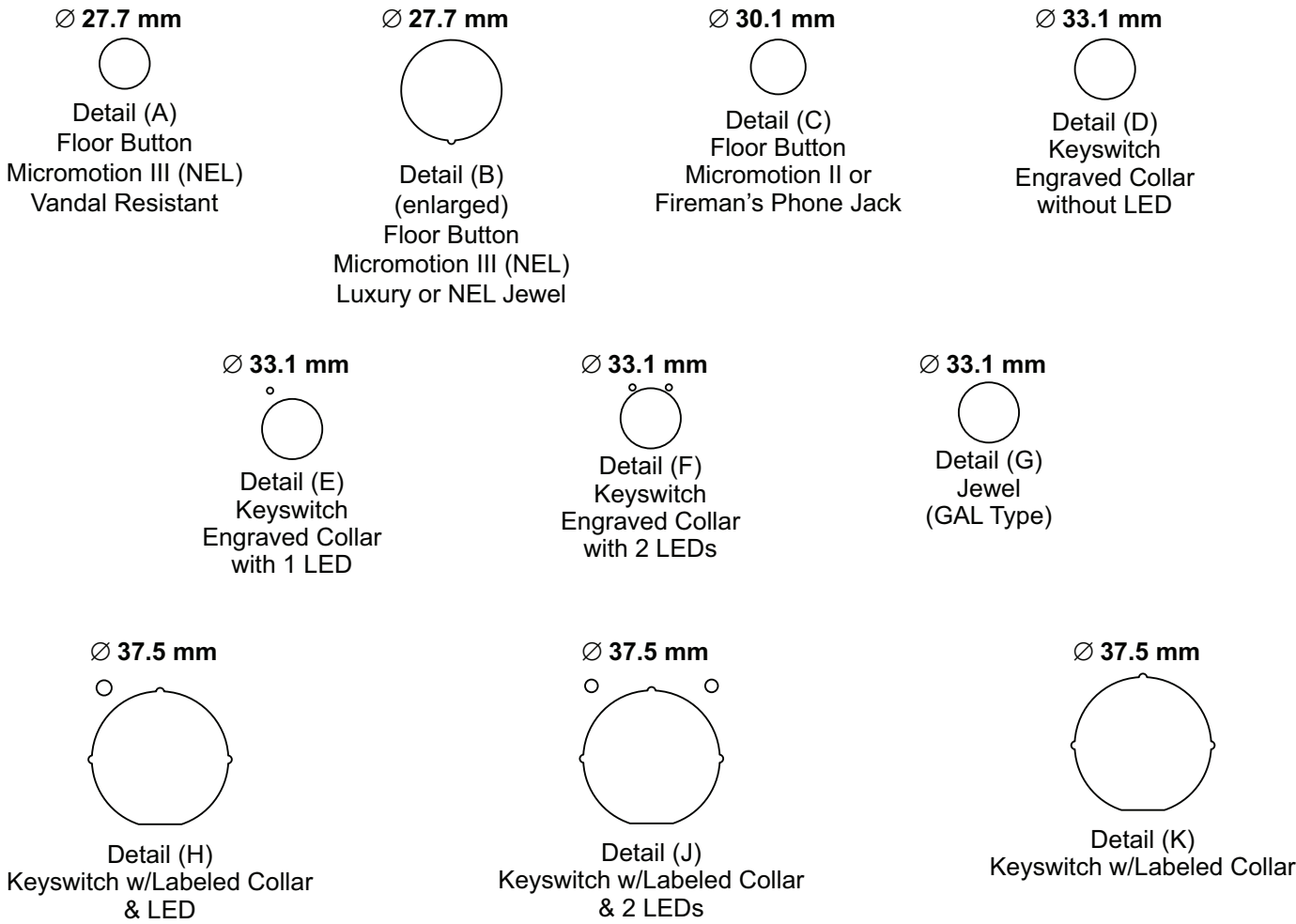
If you have any suggestions about this document, please contact the subject matter expert listed on this page.

# Intermediate Landing Faceplates

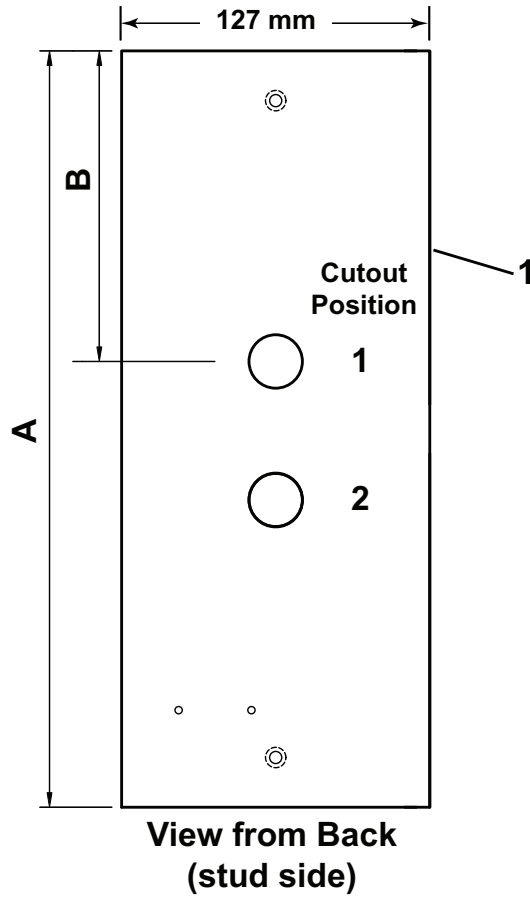
**32-AAA147QS**

Faceplates are available in numerous configurations. To order a faceplate it is necessary to specify the cutout patterns that will house the buttons, keyswitches, and jewels. The illustration below depicts the various cutout patterns available. Use it along with the tabulation of faceplate part numbers on the pages that follow.

Additionally, firemen's faceplates come in a variety of configurations for the engraved, silkscreened, and graphic inserted flame.



# Terminal Landing Faceplates



REF. No.	W/O VINTAGE		DIM. A	DIM. B	CUTOUT LOCATION (see p.3)			
	PART No. (see NOTE)	FACEPLATE			mm		1	2
1	AAA147QS7_ _ _	Terminal, w/NEL Vandal Button	254.0	127.0	A	---		
	AAA147QS9_ _ _	Terminal w/NEL Luxury Button	254.0	127.0	B	---		
	AAA147QS11_ _ _	Terminal w/NEL Vandal Button & Keyswitch (w/o LED)	254.0	98.5	D	A		
	AAA147QS13_ _ _	Terminal w/NEL Luxury Button & Keyswitch (w/o LED)	254.0	98.5	D	B		
	AAA147QS15_ _ _	Terminal w/NEL Vandal Button & Keyswitch (w/1 LED)	254.0	98.0	E	A		
	AAA147QS17_ _ _	Terminal w/NEL Luxury Button & Keyswitch (w/1 LED)	254.0	98.5	E	B		

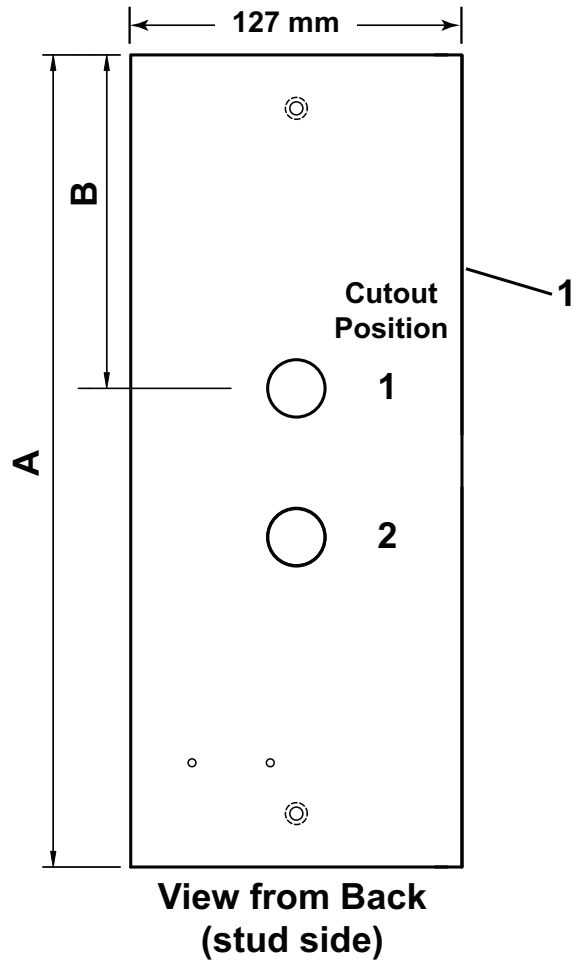
**NOTE:** Complete part identification: AAA147QS\_ \_ -Finish. Finishes: **SS4** = brushed stainless steel Otis 4, **SS8** = mirror stainless steel, **BR8** = mirror brass, **BR7** = brushed and lacquered Otis 7 brass.

See p. 3 for fixture cutout information.

Continued on Next Page

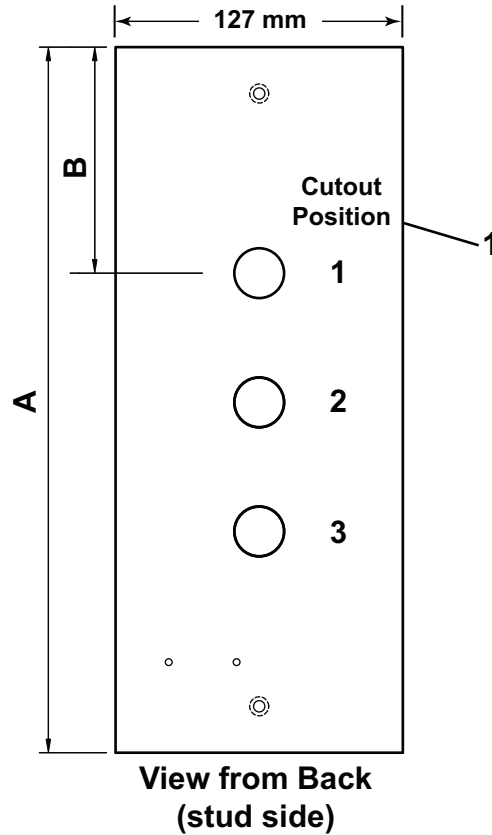
# Terminal Landing Faceplates

**32-AAA147QS**



REF. No.	W/O VINTAGE		DIM. A	DIM. B	CUTOUT LOCATION (see p.3)			
	PART No. (see NOTE)	FACEPLATE			mm		1	2
1	AAA147QS19_ _ _	Terminal w/NEL Vandal Button & Keyswitch (w/2 LEDs)	254.0	98.5	F	A		
	AAA147QS21_ _ _	Terminal w/NEL Luxury Button & Keyswitch (w/2 LEDs)	254.0	98.5	F	B		
	AAA147QS23_ _ _	Terminal w/NEL Vandal Button & Fireman's Phone Jack	254.0	98.5	C	A		
	AAA147QS25_ _ _	Terminal w/NEL Luxury Button & Fireman's Phone Jack	254.0	98.5	C	B		

**NOTE:** Complete part identification: AAA147QS\_ \_-Finish. Finishes: **SS4** = brushed stainless steel Otis 4, **SS8** = mirror stainless steel, **BR8** = mirror brass, **BR7** = brushed and lacquered Otis 7 brass. See p. 3 for fixture cutout information.



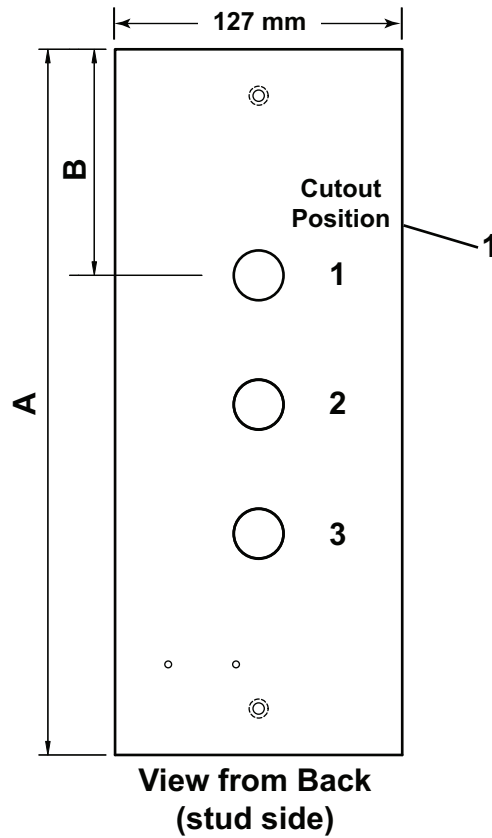
REF. No.	W/O VINTAGE		DIM. A	DIM. B	CUTOUT LOCATION (see p.3)		
	PART No. (see NOTE)	FACEPLATE			mm		
					1	2	3
1	AAA147QS8_ _ _	Intermediate w/NEL Vandal Buttons	254.0	98.5	A	A	---
	AAA147QS10_ _ _	Intermediate w/NEL Luxury Buttons	254.0	98.5	B	B	---
	AAA147QS12_ _ _	Intermediate w/NEL Vandal Buttons & Keyswitch (w/o LED)	254.0	70.0	D	A	A
	AAA147QS14_ _ _	Intermediate w/NEL Luxury Buttons & Keyswitch (w/o LED)	254.0	70.0	D	B	B
	AAA147QS16_ _ _	Intermediate w/NEL Vandal Buttons & Keyswitch (w/1 LED)	254.0	70.0	E	A	A
	AAA147QS18_ _ _	Intermediate w/NEL Luxury Buttons & Keyswitch (w/1 LED)	254.0	70.0	E	B	B

**NOTE:** Complete part identification: AAA147QS\_ \_ -Finish. Finishes: **SS4** = brushed stainless steel Otis 4, **SS8** = mirror stainless steel, **BR8** = mirror brass, **BR7** = brushed and lacquered Otis 7 brass.  
See p. 3 for fixture cutout information.

Continued on Next Page

# Intermediate Landing Faceplates

**32-AAA147QS**

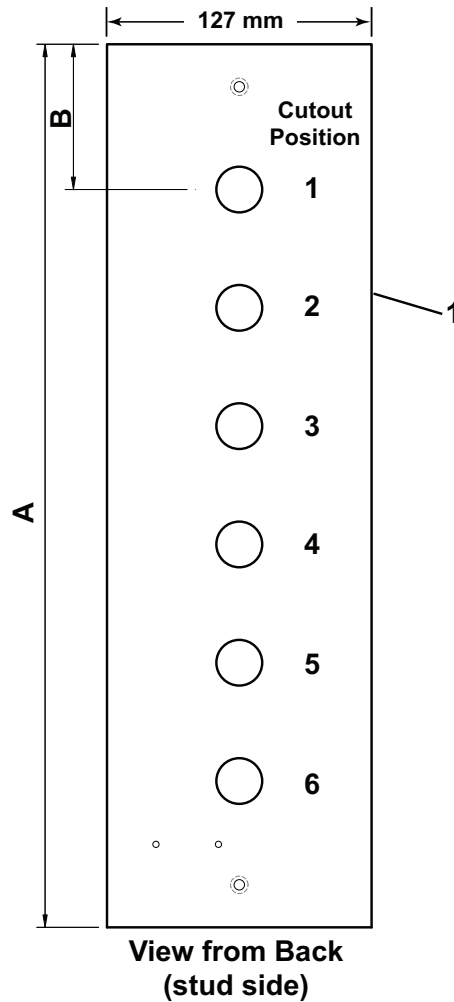


REF. No.	W/O VINTAGE		DIM. A	DIM. B	CUTOUT LOCATION (see p.3)		
	PART No. (see NOTE)	FACEPLATE			mm		
					1	2	3
1	AAA147QS20_ _ _	Intermediate w/NEL Vandal Buttons & Keyswitch (w/2 LEDs)	254.0	70.0	F	A	A
	AAA147QS22_ _ _	Intermediate w/NEL Luxury Buttons & Keyswitch (w/2 LEDs)	254.0	70.0	F	B	B
	AAA147QS24_ _ _	Intermediate w/NEL Vandal Buttons & Fireman's Phone Jack	254.0	70.0	C	A	A
	AAA147QS26_ _ _	Intermediate w/NEL Luxury Buttons & Fireman's Phone Jack	254.0	70.0	C	B	B

**NOTE:** Complete part identification: AAA147QS\_ \_ -Finish. Finishes: **SS4** = brushed stainless steel Otis 4, **SS8** = mirror stainless steel, **BR8** = mirror brass, **BR7** = brushed and lacquered Otis 7 brass.

See p. 3 for fixture cutout information.

Continued on Next Page.



REF. No.	W/O VINTAGE		DIM. A	DIM. B	CUTOUT LOCATION		
	PART No. (see NOTE)	FACEPLATE				mm	
1	AAA147QS1_ _ _	Terminal, Button Only	254.0	127.0	Cutout types are contract specific. Contact your OSC Customer Service Representative.		
	AAA147QS2_ _ _	Intermediate-Buttons Only or Combination, 2 Cutouts	254.0	98.5			
	AAA147QS3_ _ _	Combination, 3 Cutouts	254.0	70.0			
	AAA147QS4_ _ _	Combination, 4 Cutouts	362.0	98.5			
	AAA147QS5_ _ _	Combination, 5 Cutouts	362.0	70.0			
	AAA147QS6_ _ _	Combination, 6 Cutouts	425.5	70.0			

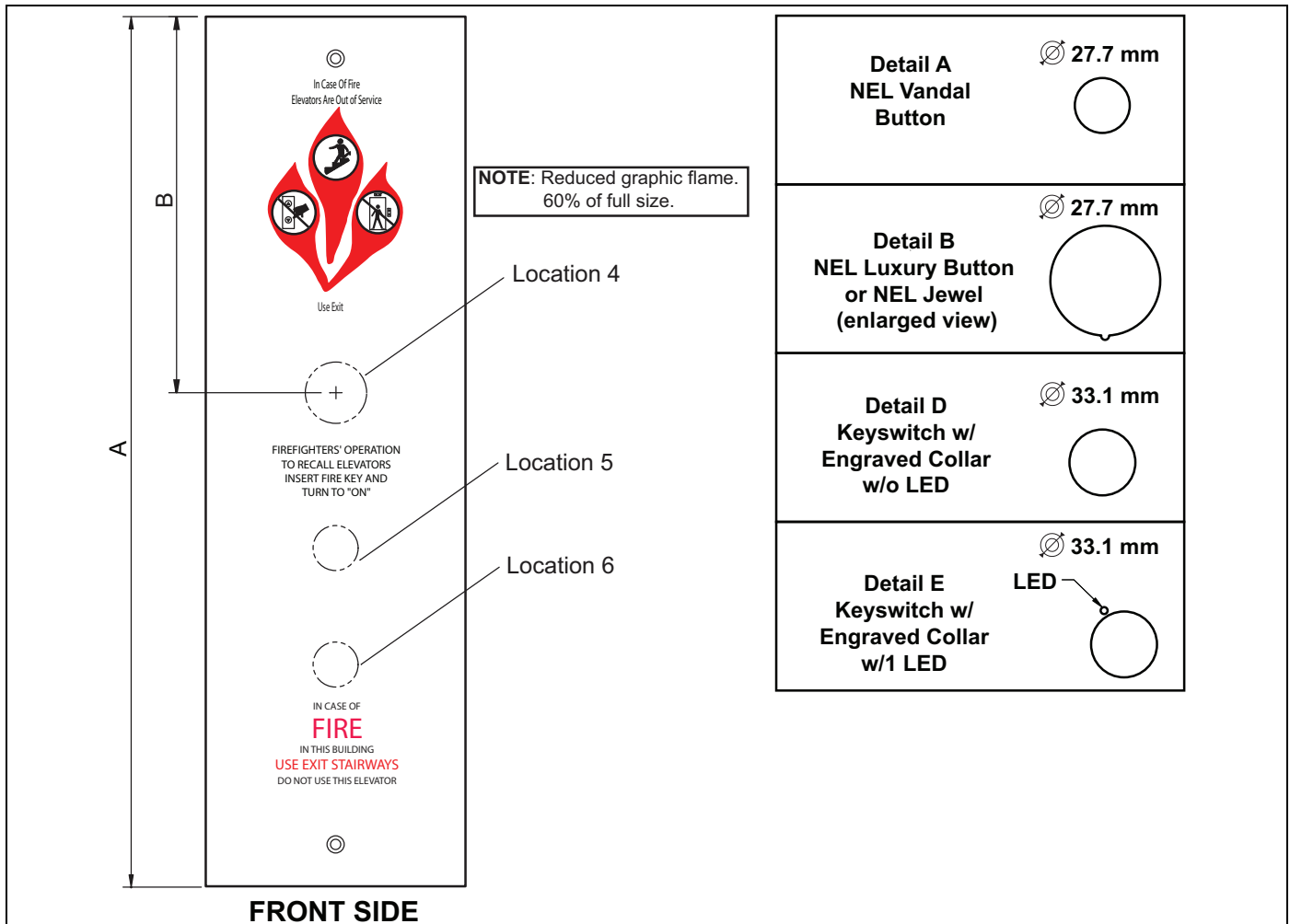
**NOTE:** Complete part identification: AAA147QS\_ \_ -Finish. Finishes: **SS4** = brushed stainless steel Otis 4, **SS8** = mirror stainless steel, **BR8** = mirror brass, **BR7** = brushed and lacquered Otis 7 brass. See p. 3 for fixture cutout information.

Continued on Next Page.



# Firemen's Faceplates (Silkscreened)

**32-AAA147QS**



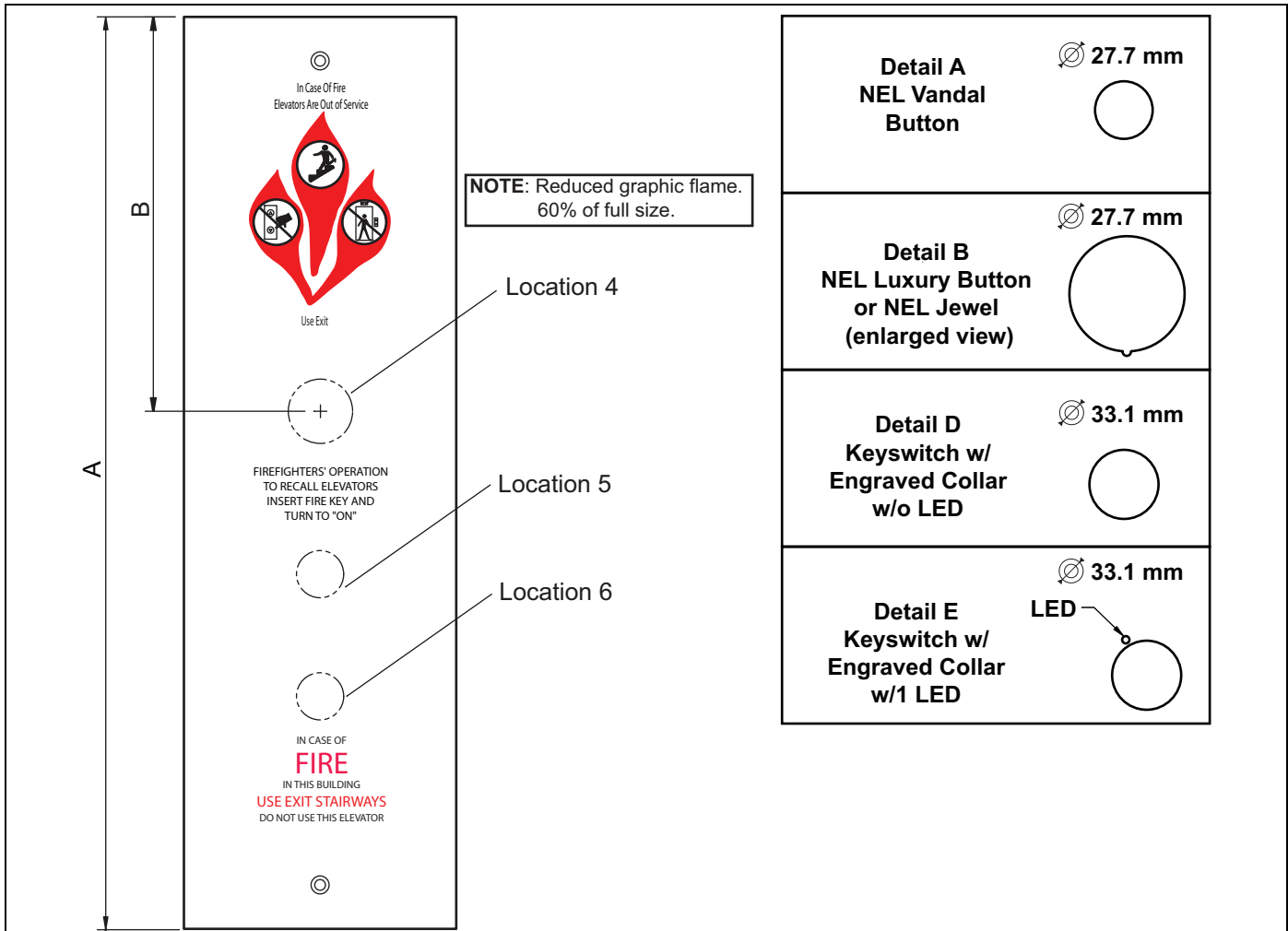
W/O VINTAGE							
REF. No.	PART No. (see NOTE)	FACEPLATE	DIM. A	DIM. B	FIXTURE & LOCATION		
			mm		4	5	6
1	AAA147QS27-___	Terminal	425.5	184	---	A or B	---
	AAA147QS28-___	Intermediate			---	A or B	A or B
	AAA147QS29-___	Terminal			E	A or B	---
	AAA147QS30-___	Intermediate			E	A or B	A or B
	AAA147QS31-___	Terminal			E	A or B	---
	AAA147QS32-___	Intermediate			E	A or B	A or B
	AAA147QS33-___	Terminal			D	A or B	---

**NOTE:** Complete part identification: AAA147QS\_\_-Finish. Finishes: **SS4** = brushed stainless steel Otis 4, **SS8** = mirror stainless steel, **BR8** = mirror brass, **BR7** = brushed and lacquered Otis 7 brass.

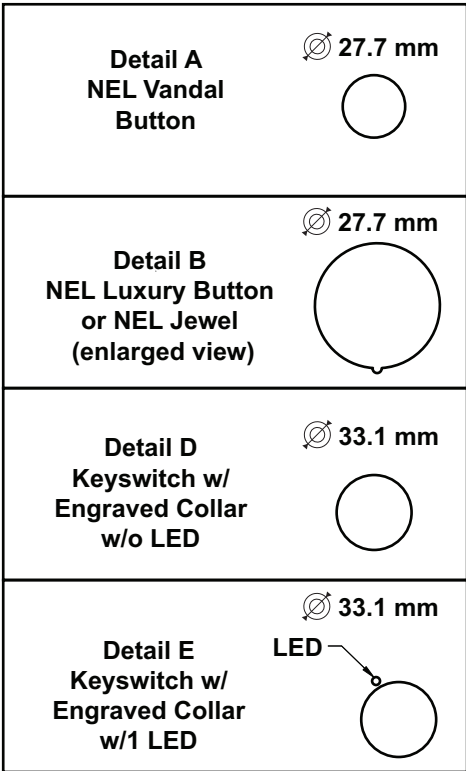
Continued on Next Page

# 32-AAA147QS

# Firemen's Faceplates (Engraved)



**FRONT SIDE**



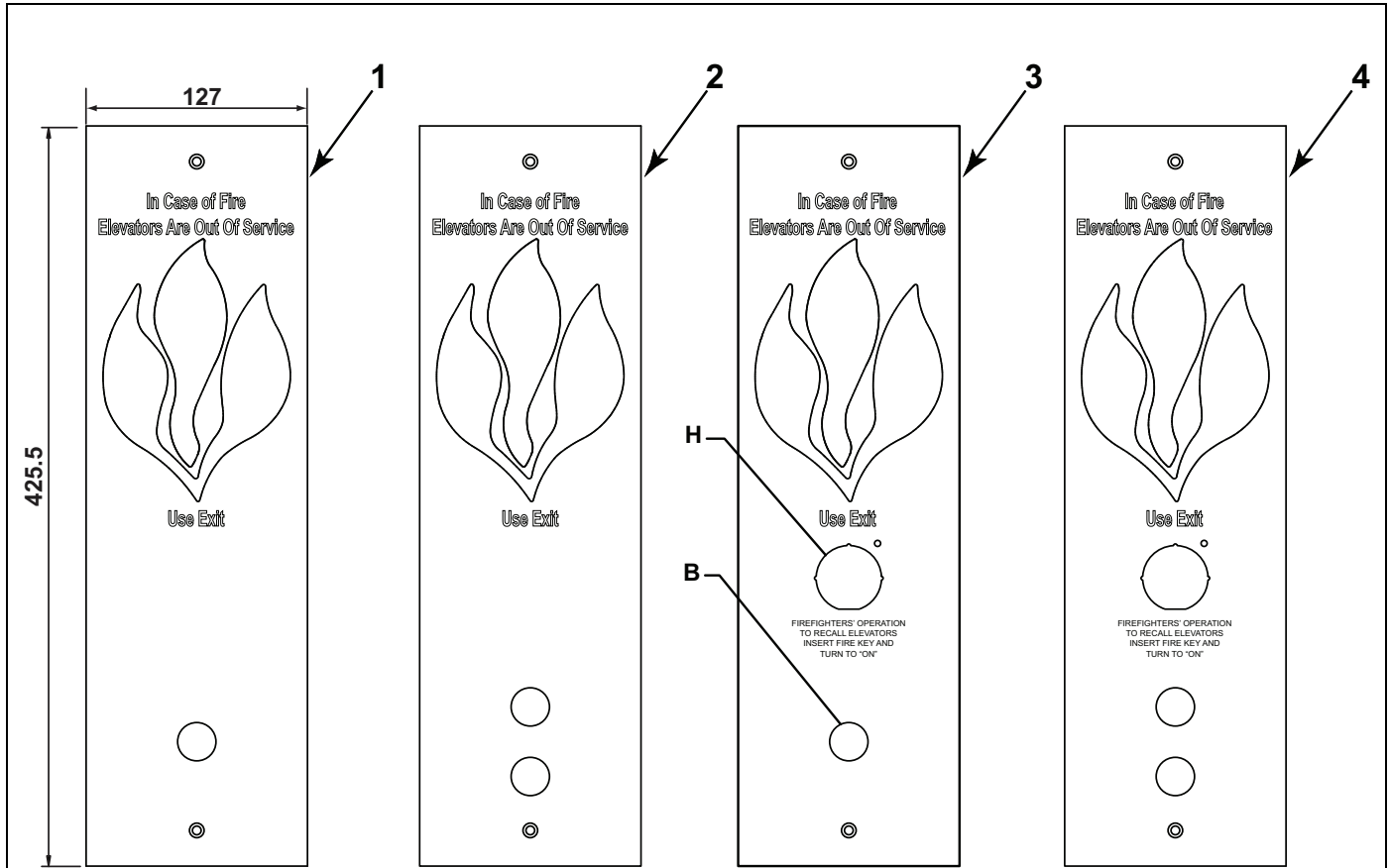
REF. No.	W/O VINTAGE		DIM. A	DIM. B	FIXTURE & LOCATION		
	PART No. (see NOTE)	FACEPLATE			4	5	6
	AAA147QS34-__	Terminal	425.5	184	---	A or B	---
	AAA147QS35-__	Intermediate			---	A or B	A or B
	AAA147QS36-__	Terminal			E	A or B	---
	AAA147QS37-__	Intermediate			E	A or B	A or B
	AAA147QS38-__	Terminal			E	A or B	---
	AAA147QS39-__	Intermediate			E	A or B	A or B
	AAA147QS40-__	Terminal			D	A or B	---

**NOTE:** Complete part identification: AAA147QS\_\_-Finish. Finishes: **SS4** = brushed stainless steel Otis 4, **SS8** = mirror stainless steel, **BR8** = mirror brass, **BR7** = brushed and lacquered Otis 7 brass.

Continued on Next Page

# Firemen's Faceplates (full size flames)

**32-AAA147QS**



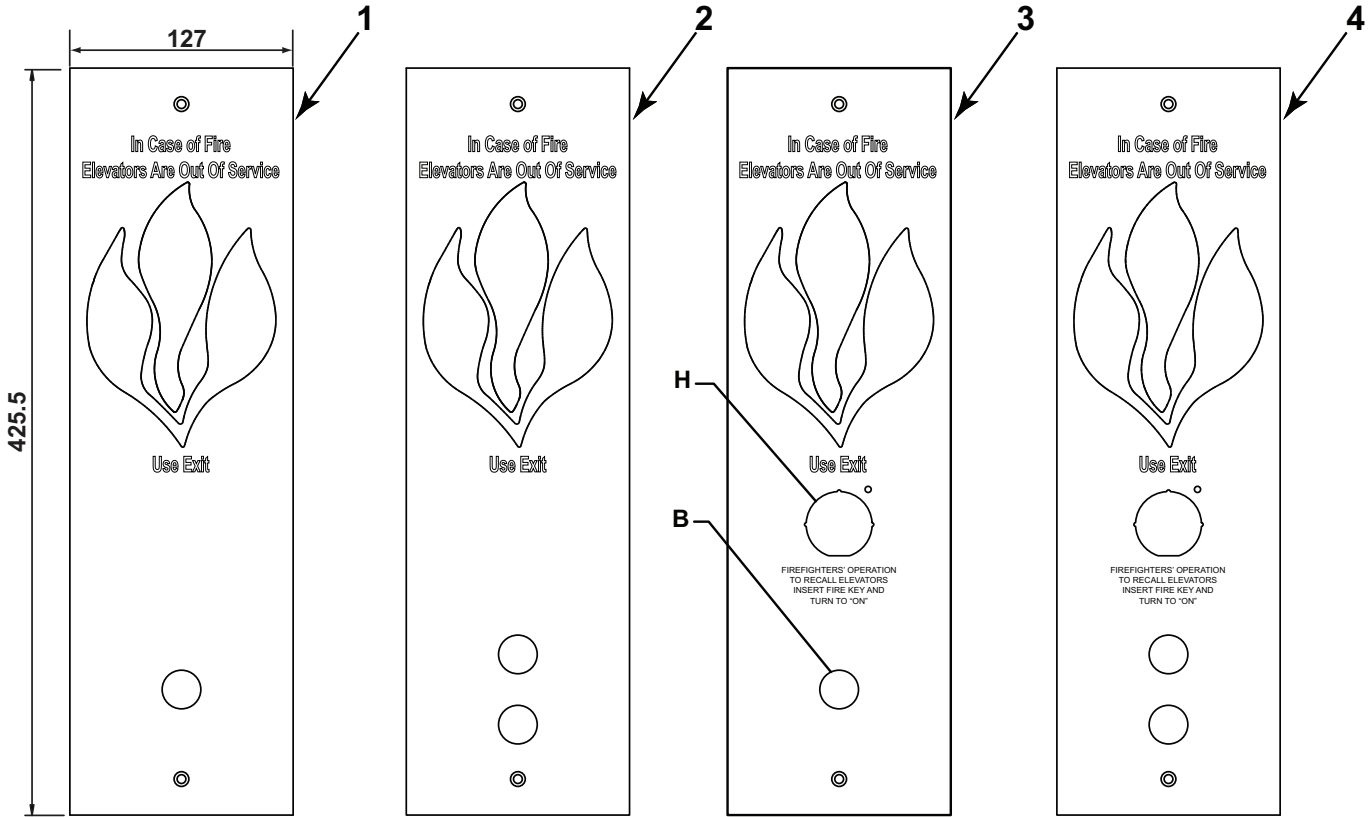
W/O VINTAGE				
REF. No.	PART No. (see NOTE)	FLAME (full size)	LANDING	FIXTURE CUTOUTS (see p.3)
1	AAA147QS41-___	Laser Cutout for Flame Insert (shown)	Terminal	B
	AAA147QS49-___	Engraved (not shown)	Terminal	B
	AAA147QS57-___	Silkscreen (not shown)	Terminal	B
2	AAA147QS42-___	Laser Cutout for Flame Insert (shown)	Intermediate	(2) B
	AAA147QS50-___	Engraved (not shown)	Intermediate	(2) B
	AAA147QS58-___	Silkscreen (not shown)	Intermediate	(2) B
3	AAA147QS43-___	Laser Cutout for Flame Insert (shown)	Terminal	B, H
	AAA147QS51-___	Engraved (not shown)	Terminal	B, H
	AAA147QS59-___	Silkscreen (not shown)	Terminal	B, H
4	AAA147QS44-___	Laser Cutout for Flame Insert (shown)	Terminal	(2) B,(1) H
	AAA147QS52-___	Engraved (not shown)	Terminal	(2) B, (1) H
	AAA147QS60-___	Silkscreen (not shown)	Terminal	(2) B, (1) H

**NOTE:** Complete part identification: AAA147QS\_\_-Finish. Finishes: **SS4** = brushed stainless steel Otis 4, **SS8** = mirror stainless steel, **BR8** = mirror brass, **BR7** = brushed and lacquered Otis 7 brass. See p. 3 for fixture cutout information.

Continued on Next Page.

# 32-AAA147QS

# Firemen's Faceplates (full size flames)



**W/O VINTAGE**

REF. No.	PART No. (see NOTE)	FLAME (full size)	LANDING	FIXTURE CUTOUTS (see p.3)
1	AAA147QS45-___	Laser Cutout, Flame Insert (shown)	Terminal	B, H, J or K
	AAA147QS53-___	Engraved (not shown)	Terminal	B, H, J or K
	AAA147QS61-___	Silkscreen (not shown)	Terminal	B, H, J or K
2	AAA147QS46-___	Laser Cutout, Flame Insert (shown)	Terminal	B, H, J or K
	AAA147QS54-___	Engraved (not shown)	Terminal	B, H, J or K
	AAA147QS62-___	Silkscreen (not shown)	Terminal	B, H, J or K
3	AAA147QS47-___	Laser Cutout, Flame Insert (shown)	Terminal	B, H, J or K
	AAA147QS55-___	Engraved (not shown)	Terminal	B, H, J or K
	AAA147QS63-___	Silkscreen (not shown)	Terminal	B, H, J or K
4	AAA147QS48-___	Laser Cutout, Flame Insert (shown)	Terminal	B, H, J or K
	AAA147QS56-___	Engraved (not shown)	Terminal	B, H, J or K
	AAA147QS64-___	Silkscreen (not shown)	Terminal	B, H, J or K

**NOTE:** Complete part identification: AAA147QS\_\_-Finish. Finishes: **SS4** = brushed stainless steel Otis 4, **SS8** = mirror stainless steel, **BR8** = mirror brass, **BR7** = brushed and lacquered Otis 7 brass. See p. 3 for fixture cutout information.