

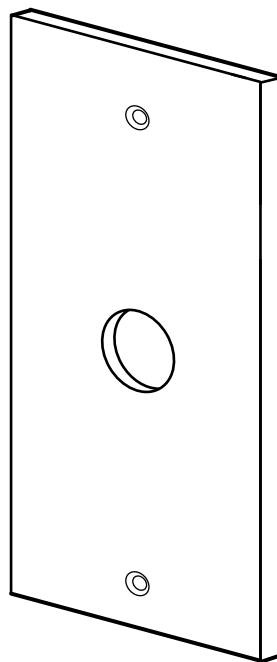
**Faceplate, Jamb  
Mounted Style  
(for Modernization Hall Panel)**

**Spare Parts Leaflet**

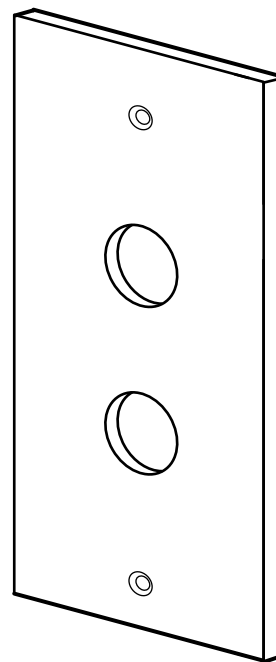
**32-AAA147QU**

**April 25, 2005 / Page 1 of 3**

**W/O  
VINTAGE**



**Jamb Mounted,  
Terminal Landing  
Faceplate**



**Jamb Mounted,  
Intermediate Landing  
Faceplate**

**OTIS**

**Safety First!**

**SERVICE ENGINEERING  
Otis Elevator Company  
Bloomfield, Connecticut USA**

**Leaflet Description**

This leaflet lists the part numbers for faceplates that are used with the AAA23500BT modernization hall panel assembly and mounted on the door jamb.

**Leaflet Revisions**

<b>Date Revised</b>	<b>Subject Matter Expert</b>	<b>Reason for Revision</b>
April 25, 2005	Joseph Zych	New SPL

**Related Drawings**

<b>Drawing No.</b>	<b>Title</b>	<b>Drawing No.</b>	<b>Title</b>
AAA147QU	Plate, Face, Hall Panel, 1-2 Fixtures		

**Related Documents**

<b>Document ID</b>	<b>Title</b>
SPL 32-AAA23500BT	Hall Station, Narrow, Flat, and Jamb

**Subject Matter Expert**

<b>Name</b>	<b>Department</b>
Joseph Zych	OSC Service Engineering

**About Spare Parts Leaflets...**

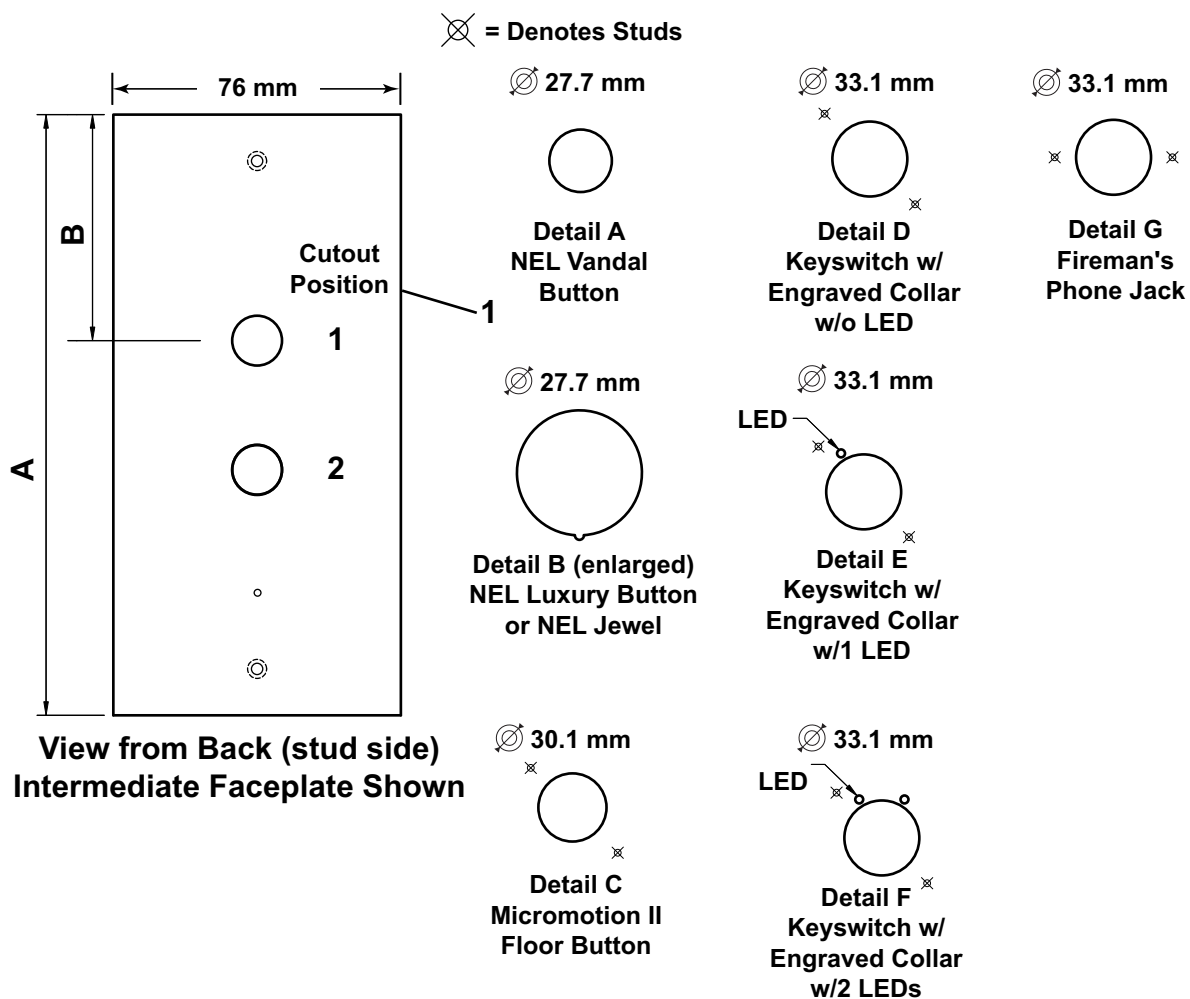
This document lists the lowest replaceable units (LRUs) for the standard version of the product. The LRUs are chosen by a team of Otis associates representing engineering and manufacturing.

While the goal of this document is to make parts identification as easy as possible, the document cannot be all-inclusive. Elevator and escalator contracts classified as “special” or “custom” are not addressed here. For such contracts, please refer to specified information, the contract folder, TIPS, Field Education Articles, Construction Letters, etc. for further information.

If you have any suggestions about this document, please contact the subject matter expert listed on this page.

# Faceplates, Jamb Mounted

**32-AAA147QU**



REF. No.	W/O VINTAGE	FACEPLATE	DIM. A	DIM. B	CUTOUT LOCATION	
	PART No. (see NOTE)		mm		1	2
	1		AAA147QU1	Terminal, Button Only or 1 Cutout	140.0	70.0
	AAA147QU2	Intermediate-Buttons Only or Combination, 2 Cutouts	216.0	A	---	
	AAA147QU3	Terminal, w/NEL Vandal Button	140.0	A	A	
	AAA147QU4	Intermediate w/NEL Vandal Buttons	216.0	B	---	
	AAA147QU5	Terminal w/NEL Luxury Button	140.0	B	B	
	AAA147QU6	Intermediate w/NEL Luxury Buttons	216.0			

**NOTE:** Complete part identification: AAA147QU\_\_-Finish. Finishes: **SS4** = brushed stainless steel Otis 4, **SS8** = mirror stainless steel, **BR8** = mirror brass, **BR7** = brushed and lacquered Otis 7 brass.