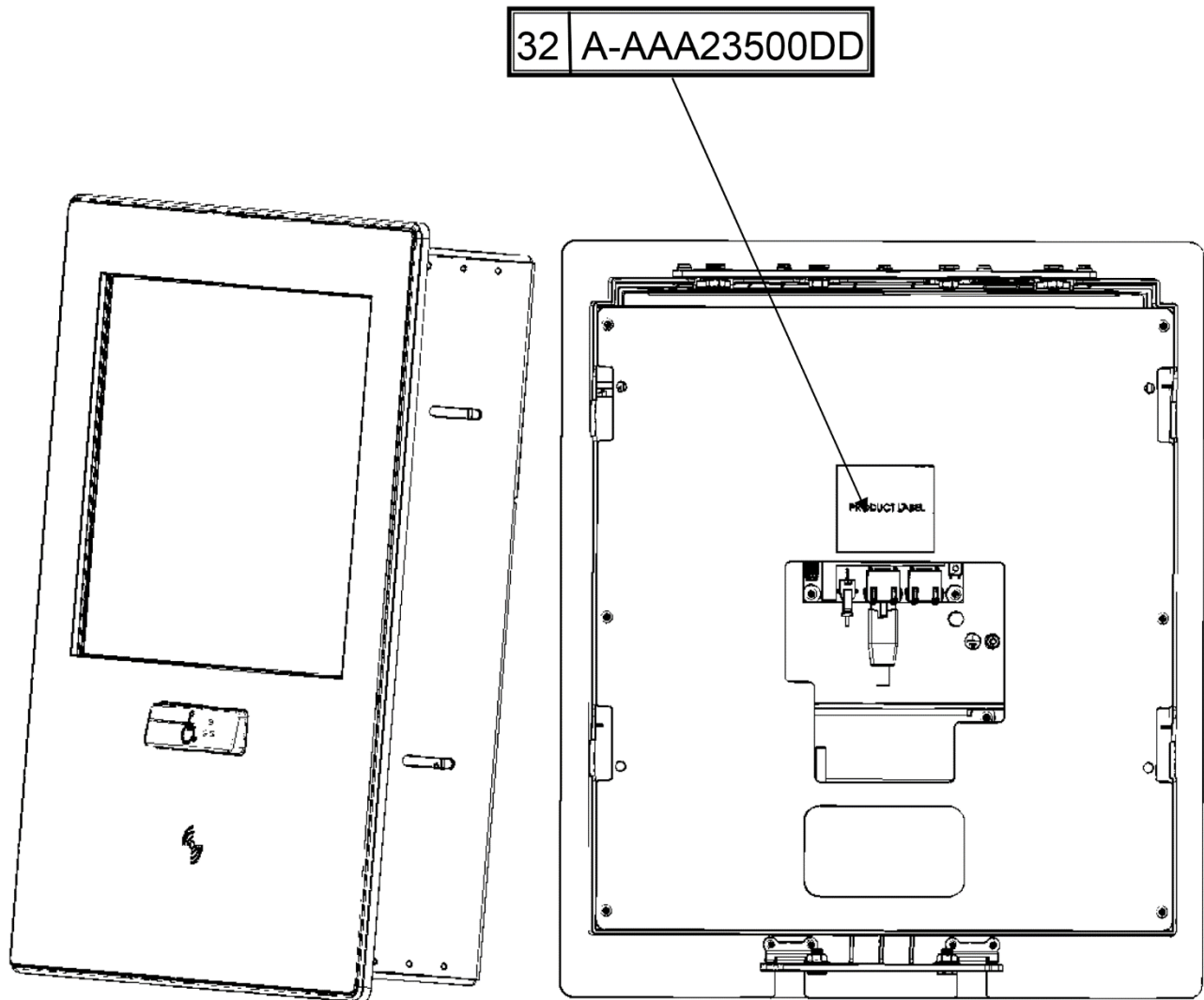


Compass® 360 Flush Mount Touch Screen

Spare Parts Leaflet 32-AAA23500DD

July 14, 2021 / Page 1 of 4



OTIS

This document does not contain any technical data subject to EAR or ITAR

SERVICE ENGINEERING
Otis Elevator Company
Bloomfield, Connecticut USA

Unpublished Work—© Otis Elevator Co.; 2021

Leaflet Description

This leaflet provides information for the Compass® 360 flush mount touch pad.

Leaflet Revisions

Date Revised	Subject Matter Expert	Reason for Revision
March 4, 2020	Peter DePaola	New SPL
July 14, 2021	Peter DePaola	Added Refs. 6 and 7 on p. 4

Related Drawings

Drawing No.	Title	Drawing No.	Title
AAA23500DA	Compass® 360 Angle Mount Touch Pad	AAA23500DC	Compass® 360 Angle Mount Touch Screen
AAA23500DB	Compass® 360 Flush Mount Touch Pad	AAA23500DD	Compass® 360 Flush Mount Touch Screen
AAA25300AV	Compass® 360 Controller		

Related Documents

Document ID	Title
SPL 10-AAA25300AV	Compass® 360 Controller

Subject Matter Expert

Name	Department
Peter DePaola	COE NAA OSC

About Spare Parts Leaflets...

This document lists the lowest replaceable units (LRUs) for the standard version of the product. The LRUs are chosen by a team of Otis associates representing engineering and manufacturing.

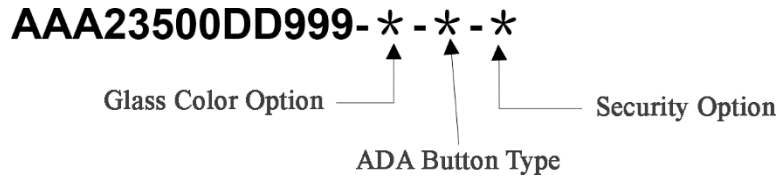
While goal of this document is to make parts identification as easy as possible, the document cannot be all-inclusive. Elevator and escalator contracts classified as “special” or “custom” are not addressed here. For such contracts, please refer to specified information, the contract folder, TIPs, Field Education Articles, Construction Letters, etc. for further information.

If you have any suggestions about this document, please contact the subject matter expert listed on this page.

Touch Screen

32-AAA23500DD

Numbering system (only for OSC & Berlin SSI):

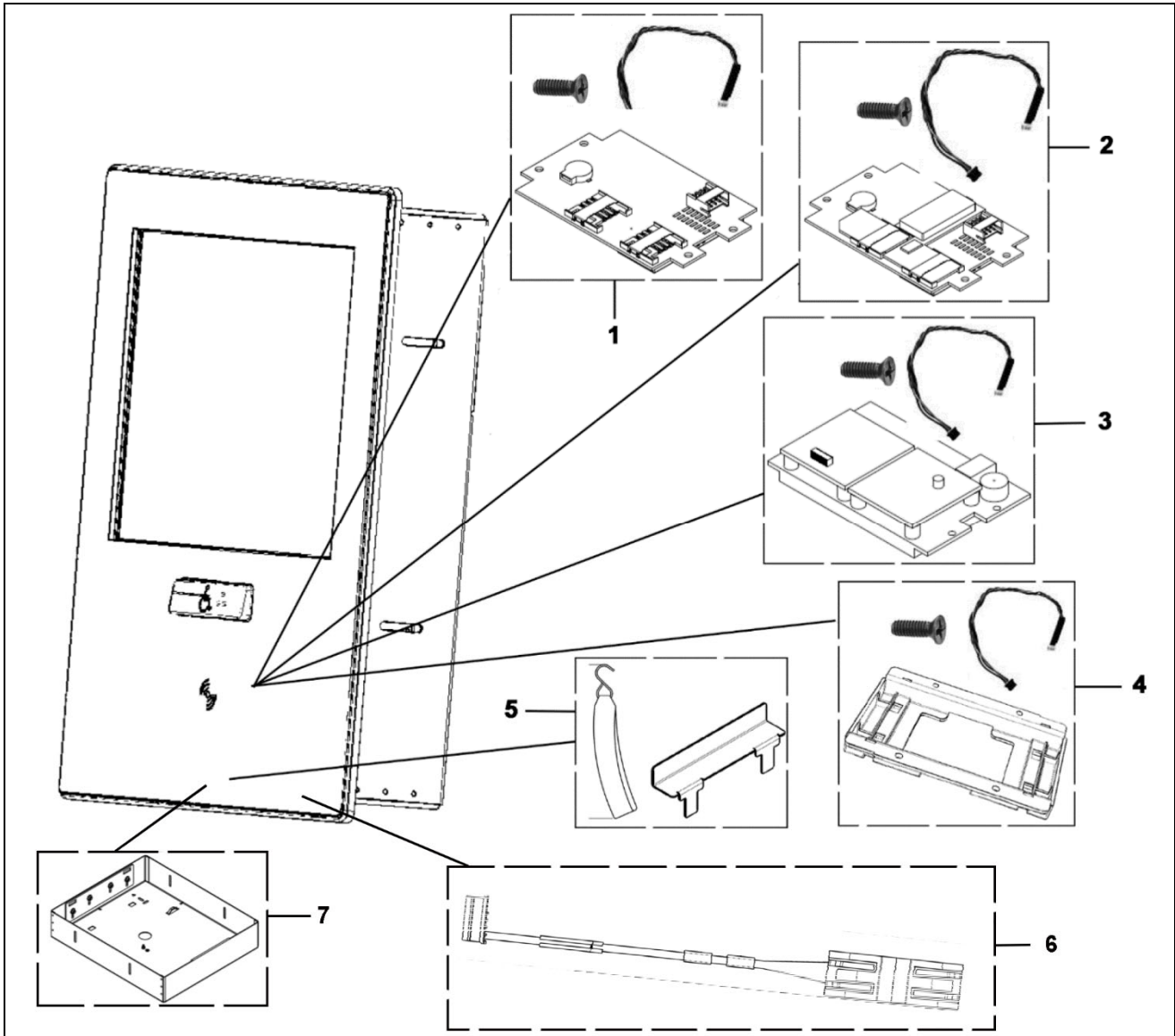


NOTE 1: When ordering, replace the asterisks (*) referenced in each part number with the appropriate character from the Table below.

Base Part Number			
AAA23500DD999-*-**			
Parameter Value *_*_*	Glass Color Option	ADA Button ^{Note 2}	Security Option
0	0 = Black	0 = Flat / Standard	0 = No RFID
1	1 = White	1 = CA / Angled	1 = Standard RFID
2	2 = Silver	2 = Flat / Europe	2 = RFID + DirectKey Bluetooth
3	3 = Gold		3 = RFID + HID Bluetooth
4			4 = 3 rd Party reader

NOTE 2: ADA type: “Standard” means the button without angle, “CA Button” means black button with a seven degree angle, “Europe” means the button color has high contrast with glass color.

Example: AAA23500DB999-1-1-1 means this fixture type is Touch Pad, Fixture color is white, with “CA” button, with “Standard RFID reader.”



AAA23500DD			
REF. No.	PART No.	DESCRIPTION	
1	AAA23851N400	Kit, Reader, RFID	👁️ NOTE 1
2	AAA23851N401	Kit, Reader, RFID + DirectKey Bluetooth	
3	AAA23851N402	Kit, Reader, RFID + HID Bluetooth	
4	AAA23851N403	Kit, Mount, 3 rd Party RFID	👁️ NOTE 2
5	AAA29515N1	Kit, Fixture Installation	
6	AAA23851N404	Kit, Cable, Dry Contact	👁️ NOTE 3
7	AAA313DS1	Wall box, Spare	

NOTE 1: Kit includes: RFID reader PCB, cable, and (4) M2X5 cross recessed countersunk flat head screws.

NOTE 2: Kit includes: RFID reader plastic mount, cable, (4) M3x6 screws, and (2) cable ties.

NOTE 3: Kit includes: (5) Cables