


**Pushbutton
Luxury
Micro-Motion III**

Spare Parts Leaflet

32-AAA323EA

January 24, 2024 / Page 1 of 5

**W/O
VINTAGE**



OTIS

This document does not contain any
technical data subject to EAR or ITAR

**SERVICE ENGINEERING
Otis Elevator Company
Bloomfield, Connecticut USA**

Unpublished Work—© Otis Elevator Co.; 2024

Leaflet Description

This leaflet provides information for the new type AAA323EA Pushbuttons Luxury Micro-Motion III. These 24 VDC buttons have plastic flat projecting target profile only and come with 4-pins AMP terminal.

Leaflet Revisions

Date Revised	Subject Matter Expert	Reason for Revision
April 21, 2021	Vadzim Fedarenka	New SPL
June 9, 2021	Vadzim Fedarenka	Added new wiring diagrams to p. 3
January 24, 2024	Vadzim Fedarenka	Removed measurements on illustration on p. 3 to keep SPL non-proprietary in keeping w/other SPLs.

Related Drawings

Drawing No.	Title	Drawing No.	Title
AAA323EA	Pushbutton, Luxury MM-III		

Related Documents

Document ID	Title
SPL 32-AAA23500BT	Hall Station, Narrow, Flat, and Jamb
SPL 32-AAA23500BS	Extended Hall Station, Low Profile & Surface Mounted

Subject Matter Expert

Name	Department
Vadzim Fedarenka	OSC Service Engineering

About Spare Parts Leaflets...

This document lists the lowest replaceable units (LRUs) for the standard version of the product. The LRUs are chosen by a team of Otis associates representing engineering and manufacturing.

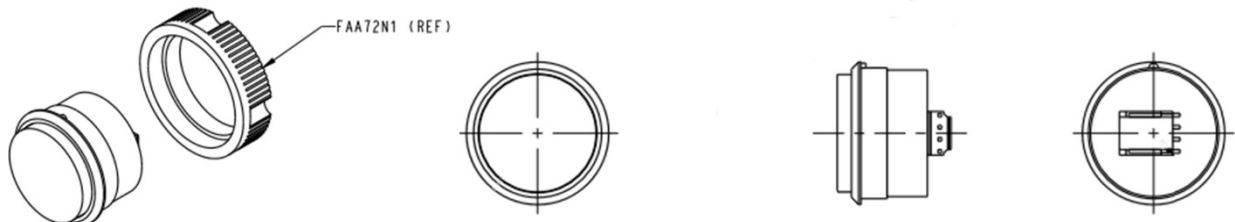
While goal of this document is to make parts identification as easy as possible, the document cannot be all-inclusive. Elevator and escalator contracts classified as "special" or "custom" are not addressed here. For such contracts, please refer to specified information, the contract folder, TIPs, Field Education Articles, Construction Letters, etc. for further information.

If you have any suggestions about this document, please contact the subject matter expert listed on this page.

Pushbutton Luxury MM-III

32-AAA323EA

Target Profile: Flat Projecting
Target Material: White Plastic
Ring Body Housing Material: Stainless Steel
Voltage: 24VDC
Connector: 4 Pin AMP
Cutout Hole Diameter: 27.7 mm



NOTE: FAA72N1 locking nut is not included with button. Order separately.

PART NUMBER ON A BUTTON AS FOLLOW:

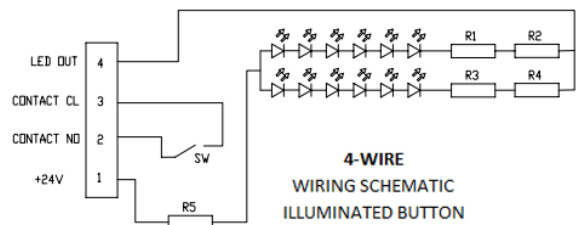
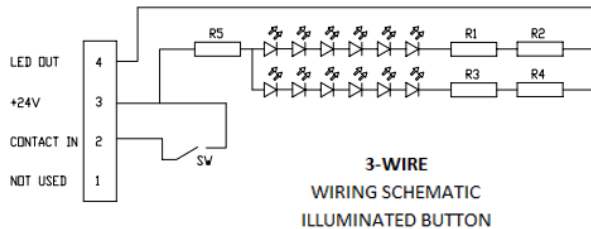
FOR PART NUMBER: AAA323EA1

PREFIX LETTERS ON LINE 1

SUFFIX & ARRANGEMENT
LETTERS ON LINE 2






EXAMPLE: AAA
EA1

LINE 3 → W47 = DATE CODE
 YEAR → W MFG. WEEK → 47



32-AAA323EA






Pushbutton Luxury MM-III

PART No	WIRE CONNECTION TYPE	IMAGE	ILLUMINATION COLOR	FRONT RING BODY FINISH
AAA323EA1	3-Wire		White	SS8
AAA323EA11	4-Wire			
AAA323EA2	3-Wire		Red	
AAA323EA12	4-Wire			
AAA323EA3	3-Wire		True Green	
AAA323EA13	4-Wire			
AAA323EA4	3-Wire		Amber	
AAA323EA14	4-Wire			
AAA323EA5	3-Wire		Blue	
AAA323EA15	4-Wire			

(Continue next page)

Pushbutton Luxury MM-III

32-AAA323EA

PART No	WIRE CONNECTION TYPE	IMAGE	ILLUMINATION COLOR	FRONT RING BODY FINISH
AAA323EA6	3-Wire		White	BR8
AAA323EA16	4-Wire			
AAA323EA7	3-Wire		Red	
AAA323EA17	4-Wire			
AAA323EA8	3-Wire		True Green	
AAA323EA18	4-Wire			
AAA323EA9	3-Wire		Amber	
AAA323EA19	4-Wire			
A323EA10	3-Wire		Blue	
A323EA20	4-Wire			