

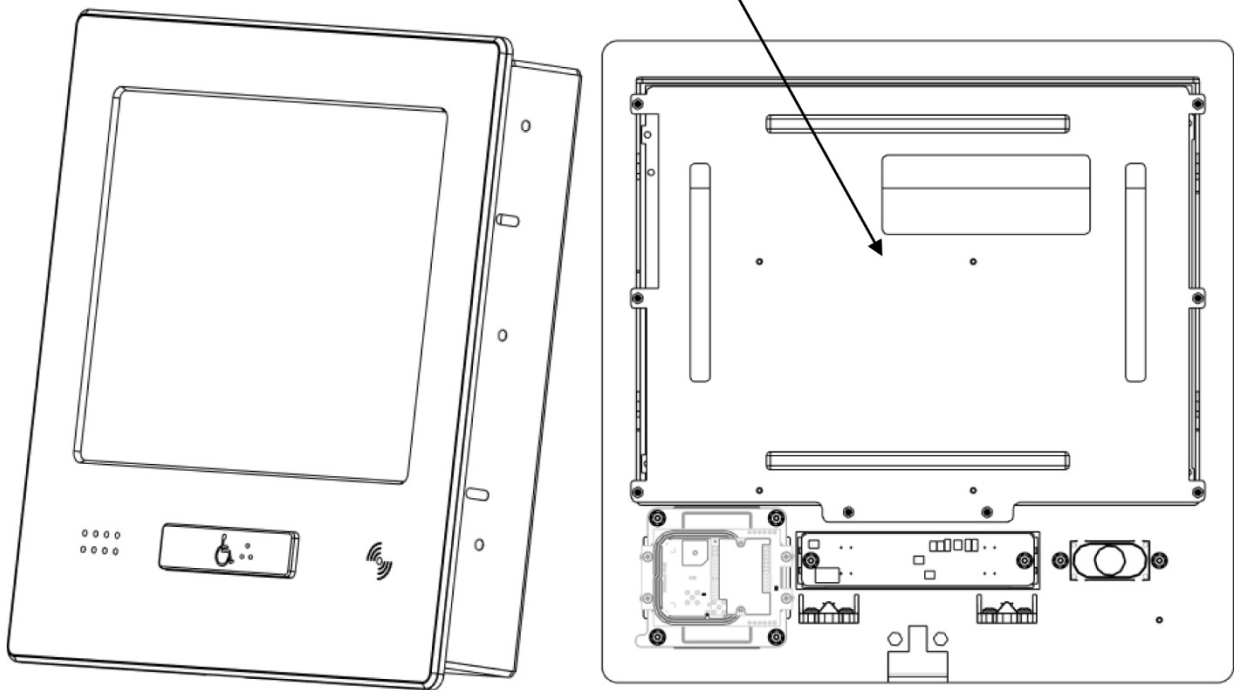
**NGH Passenger Interface,
CompassPlus® Fixture Refresh
Flush Mount Touch Screen**

Spare Parts Leaflet

32-DAA23503D

June 19, 2024 / Page 1 of 4

32 R-DAA23503D



OTIS

This document does not contain any technical data subject to EAR or ITAR

**SERVICE ENGINEERING
Otis Elevator Company
ESSI, SHANGHAI**

Unpublished Work—© Otis Elevator Co.; 2024

Leaflet Description

This leaflet summarizes the CompassPlus Refresh Fixture Destination Entry Computer (DEC) touchscreen.

Leaflet Revisions

Date Revised	Subject Matter Expert	Reason for Revision
23-Oct-2017	Dengshuai Li	New SPL
June 19, 2024	Vadzim Fedarenka	Added images with mounting dimensions on p. 3.

Related Drawings

Drawing No.	Title	Drawing No.	Title
DAA23503C	Compass Plus Refresh Fixture Flush Mount Touch Pad	AAA29000AG	NGH Passenger Interface, System Level

Related Documents

Document ID	Title
SPL 40-AAA29000AG	System Level SPL Compass Destination Dispatching
SPL 10-AAA25300AK	Compass Controller
DAA23503D_FMI	Compass Plus Refresh Fixture Flush Mount Touch Screen FMI

Subject Matter Expert

Name	Department
Dengshuai Li	ESSI, Shanghai, China

About Spare Parts Leaflets...

This document lists the lowest replaceable units (LRUs) for the standard version of the product. The LRUs are chosen by a team of Otis associates representing engineering and manufacturing.

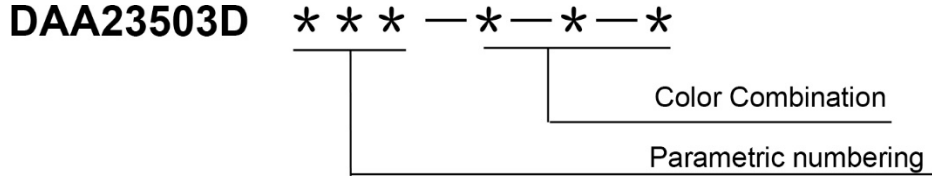
While goal of this document is to make parts identification as easy as possible, the document cannot be all-inclusive. Elevator and escalator contracts classified as “special” or “custom” are not addressed here. For such contracts, please refer to specified information, the contract folder, TIPs, Field Education Articles, Construction Letters, etc. for further information.

If you have any suggestions about this document, please contact the subject matter expert listed on this page.

Touch Screen

32-DAA23503D

Numbering system (only for OSC & Berlin SSI):



NOTE:

- When ordering replace the asterisks (*) referenced in each part number with the appropriate character from table 1.

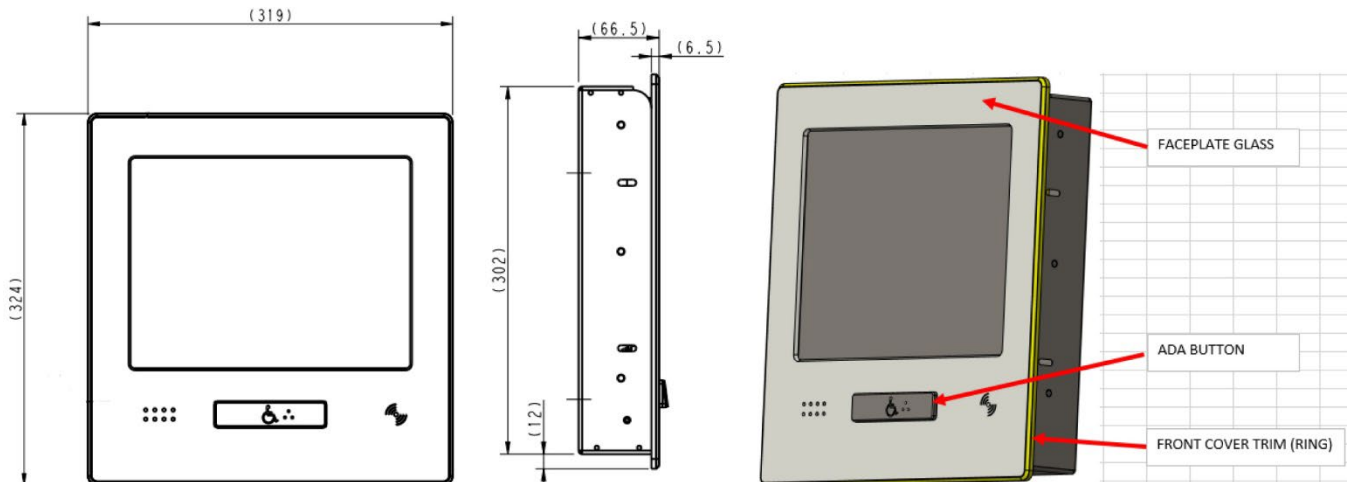
Table 1

Base Part Number	Parametric Numbering			Color Combination				
DAA23503D	***			—	*—*—*			
Parameter Description	***	RFID	ADA Type (NOTE 1)		*—*—*	DEFAPC (NOTE 3)	DEADAC (NOTE 4)	DEFRCC (NOTE 4)
VALUE	999	YES	BACKL	—	1—1—1	BLACK	BLACK	BLACK
	998	YES	NOBACKL		1—1—2	BLACK	BLACK	SILVER
	997	YES	SANFR		1—1—3	BLACK	BLACK	GOLD
	996	NO	BACKL		2—2—2	SILVER	SILVER	SILVER
	995	NO	NOBACKL		2—2—1	SILVER	SILVER	BLACK
	994	NO	SANFR		3—3—3	GOLD	GOLD	GOLD
					3—3—1	GOLD	GOLD	BLACK
					4—2—2	WHITE	SILVER	SILVER
					1—2—2	BLACK	SILVER	SILVER
					2—1—2	SILVER	BLACK	SILVER
					3—1—3	GOLD	BLACK	GOLD
					2—1—1	SILVER	BLACK	BLACK
					4—1—1	WHITE	BLACK	BLACK

NOTES:

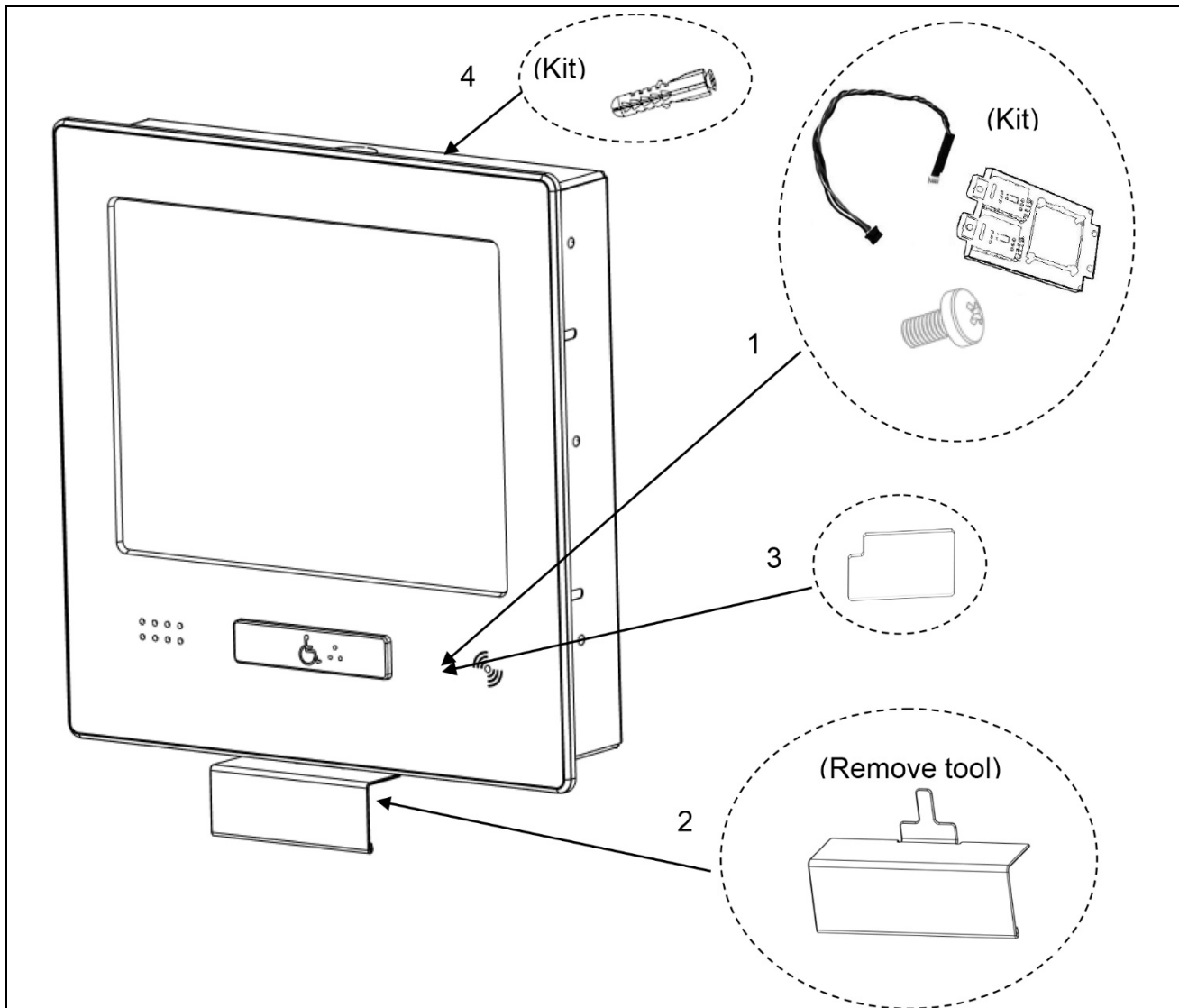
- BACKL means with backlight, NOBACKL means without backlight, SANFR means San Francisco style button.
- DEFAPC: Faceplate glass color.
- DEADAC: ADA button color.
- DEFRCC: Front cover trim color.

Example1: DAA23503D999-1-1-1 means this fixture type is touch screen, with RFID reader, with backlight, with WALLNA ("C" type mounting plate), faceplate color is black, ADA button color is black, front cover trim color is black.



Touch Screen

32-DAA23503D



DAA23503D			
REF. No.	PART No.	DESCRIPTION	Remark
1	DAA23851D1	RFID Reader	👁 Note 1
2	DAA316EXX1	Key	👁 Note 2
3	HAA429S1	Lining	👁 Note 3
4	DAA23851C2	Expansion Screws	👁 Note 4

Notes:

1. Kit = RFID reader PCB & cable & (4) M2.5x5 pan head screws.
2. Remove tool=Key
3. The lining is only needed for the black, silver, and gold glass (if silver and gold glass have clear logo). It is not needed for white glass.
4. Kit=Expansion screws.