

Parts Leaflet

DATE: JUNE 2009 PAGE 1/15

Trav-O-Lator DRIVE CHAIN

606 / 606 NCT

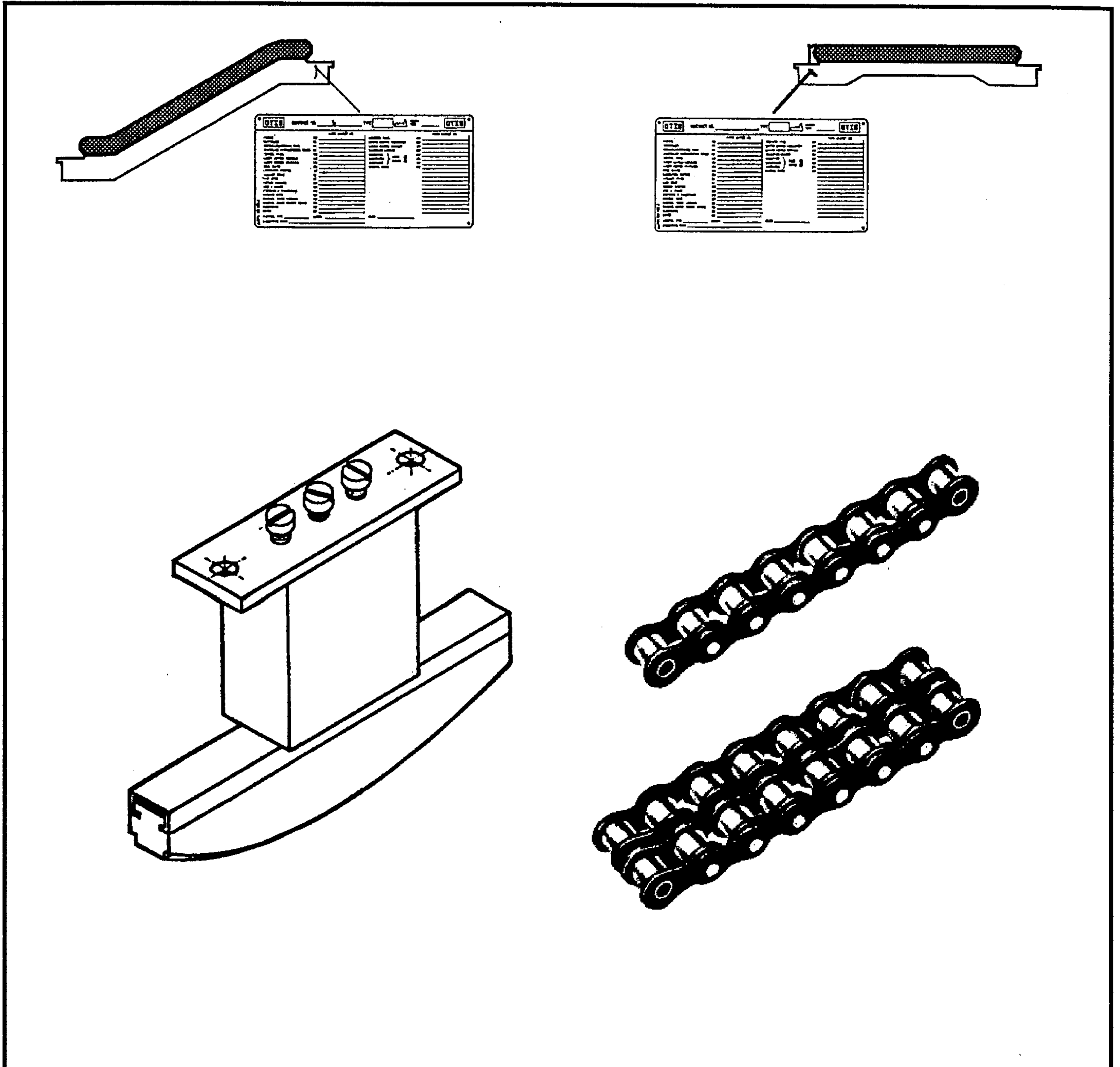
ESCALATOR DRIVE CHAIN

506 / 506 SL / 506 NCE / 610 NPT

516 / 513 NPE / HD-A-B-C



50 - GO 332 P



Revision-History:			
Rev Date: 2009-06-16	Revised By: Ercan, A.	Approved By: Ercan, A.	(Signature and Date) Ercan, Abdullah / 2009-06-17
Description of Change	Document update by removing offset-/connection links on page 2 to 6, 10, 12, 13 and 15		
Reason for Change	concerning CCB item 2552		

OTIS

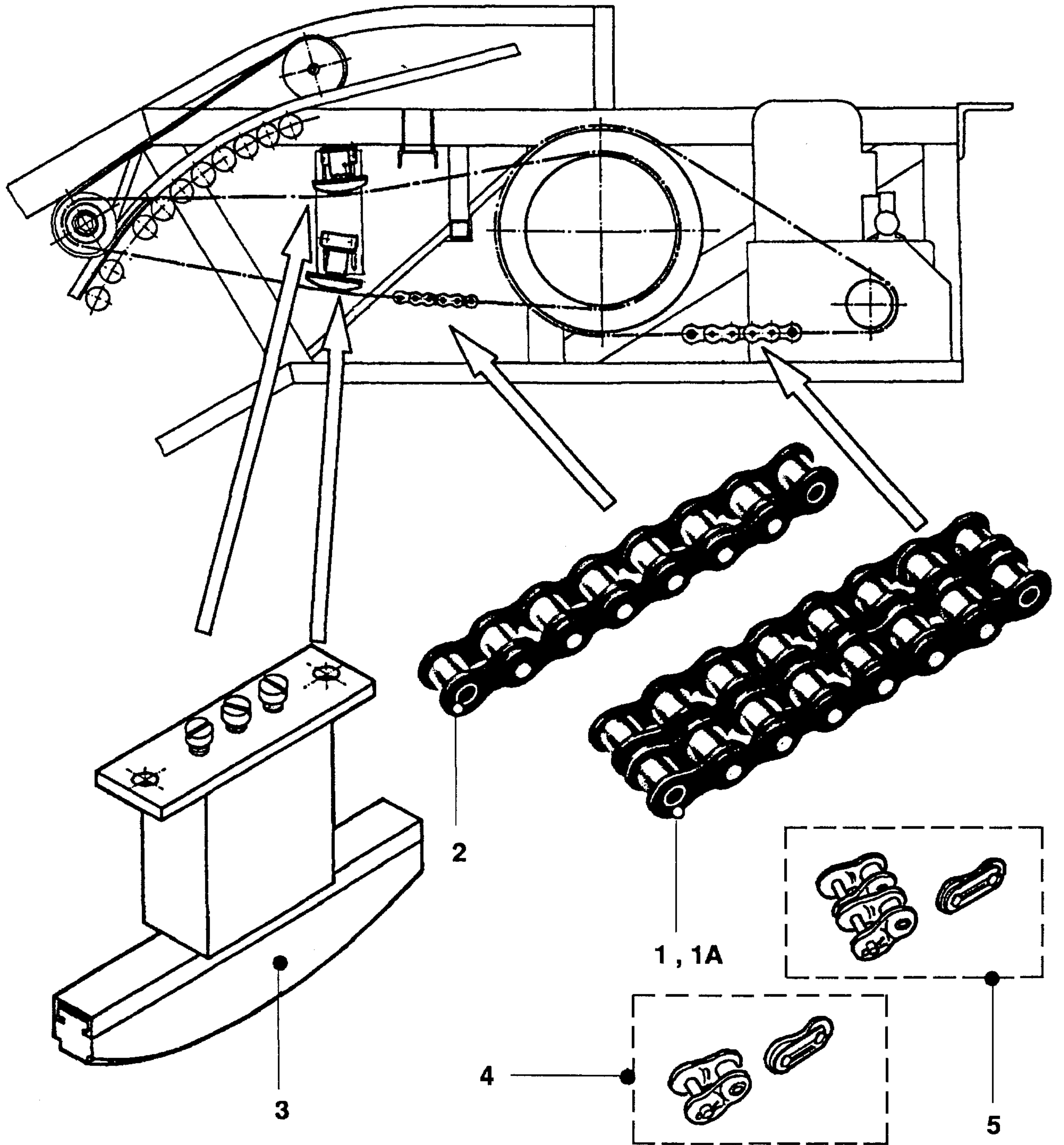
ESCALATOR DRIVE CHAIN
Trav-O-Lator DRIVE CHAIN

★ 50

GO 332 P

DATE: JUNE 2009 PAGE 2/15

TYPE 506



REF.NO.	PART OR M.L.	DESCRIPTION
1	GO 332 P 12	Driving chain-machine 16VEC;ECH3 to main drive w Ref.No.5(20B-2)
1A	GO 332 P 27	Driving chain-machine ECH143 to main drive w Ref.No.5(20B-2)
2	GO 332 P 13	Driving chain-main drive to handrail drive w Ref.No.4(16B-1)
3	GO 385 EK 1	Tension box
4	GO 2215 AS 1	Offset-/Connecting link → Ref.No. 2
5	GO 2215 AS 2	Offset-/Connecting link → Ref.No. 1

ESCALATOR DRIVE CHAIN

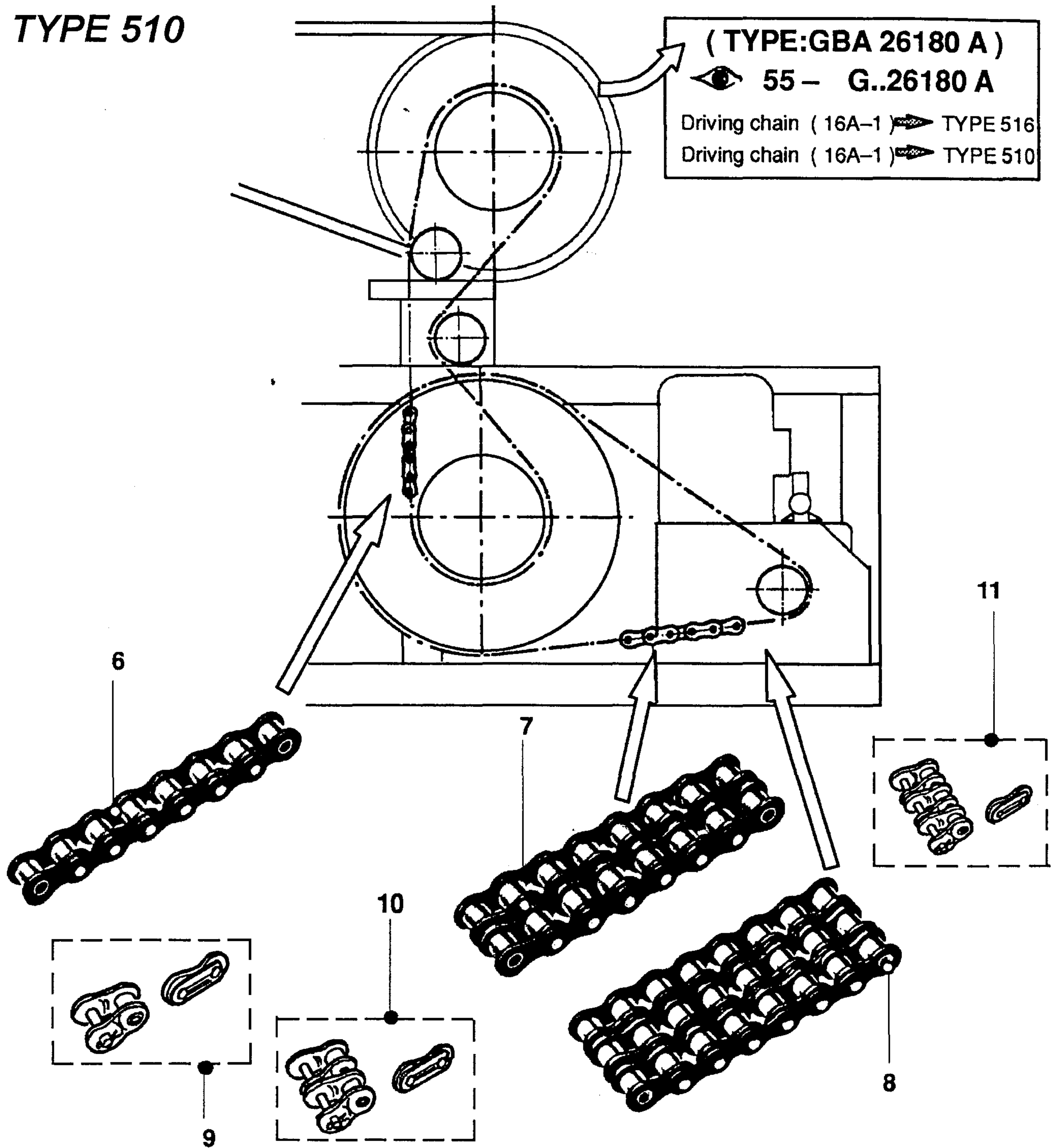
Trav-O-Lator DRIVE CHAIN

★ 50

GO 332 P

DATE: JUNE 2009 PAGE 3/15

TYPE 510



REF.NO.	PART OR M.L.	DESCRIPTION	
6	GO 332 P 14	Driving chain-main drive to handrail drive	w Ref.No.9(16A-1)
7	GO 332 P 15	Driving chain-machine to main drive	w Ref.No.10(20A-2)
8	GO 332 P 16	Driving chain-machine to main drive	w Ref.No.11(20A-3)
9	GO 2215 AS 4	Offset-/Connecting link	⇒ Ref.No. 6
10	GO 2215 AS 5	Offset-/Connecting link	⇒ Ref.No. 7
11	GO 2215 AS 6	Offset-/Connecting link	⇒ Ref.No. 8

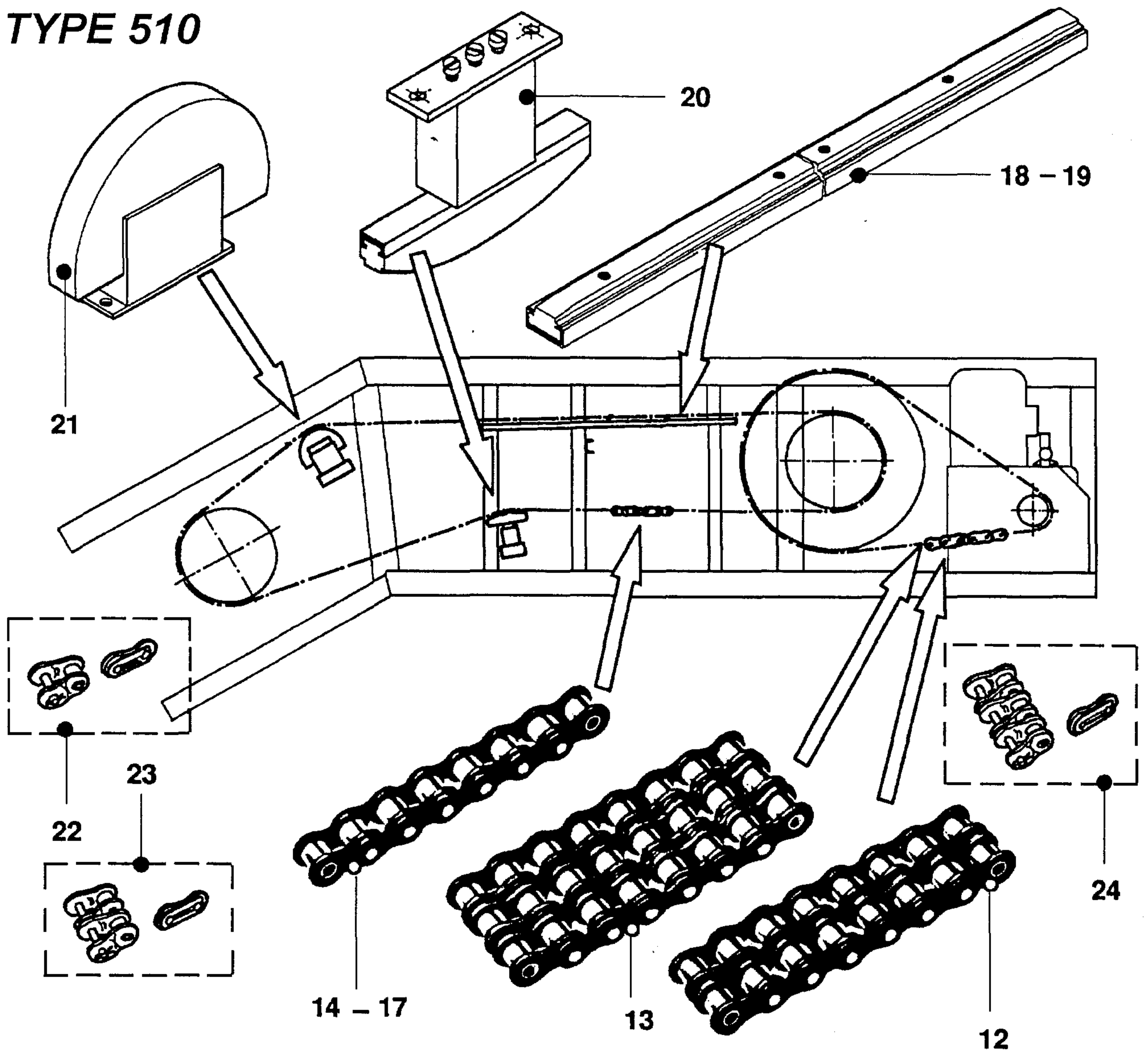
ESCALATOR DRIVE CHAIN Trav-O-Lator DRIVE CHAIN

★ 50

GO 332 P

DATE: JUNE 2009 PAGE 4/15

TYPE 510



REF.NO	PART OR M.L.	DESCRIPTION	
12	GO 332 P 15	Driving chain-machine to main drive	w Ref.No.23(20A-2)
13	GO 332 P 16	Driving chain-machine to main drive	w Ref.No.24(20A-3)
14	GO 332 P 19	Driving chain-main drive to handrail drive	510-M
15	GO 332 P 20	Driving chain-main drive to handrail drive	
16	GO 332 P 23	Driving chain-main drive to handrail drive	
17	GO 332 P 24	Driving chain-main drive to handrail drive	510-S
18	GO 385 EY 1	Guide 1250 mm	
19	GO 385 EY 2	Guide 1000 mm	
20	GO 385 EK 1	Tension box	
22	GO 2215 AS 7	Tension box	
22	GO 2215 AS 4	Offset-/Connecting link	⇒ Ref.No.14-17
23	GO 2215 AS 5	Offset-/Connecting link	⇒ Ref.No.12
24	GO 2215 AS 6	Offset-/Connecting link	⇒ Ref.No.6

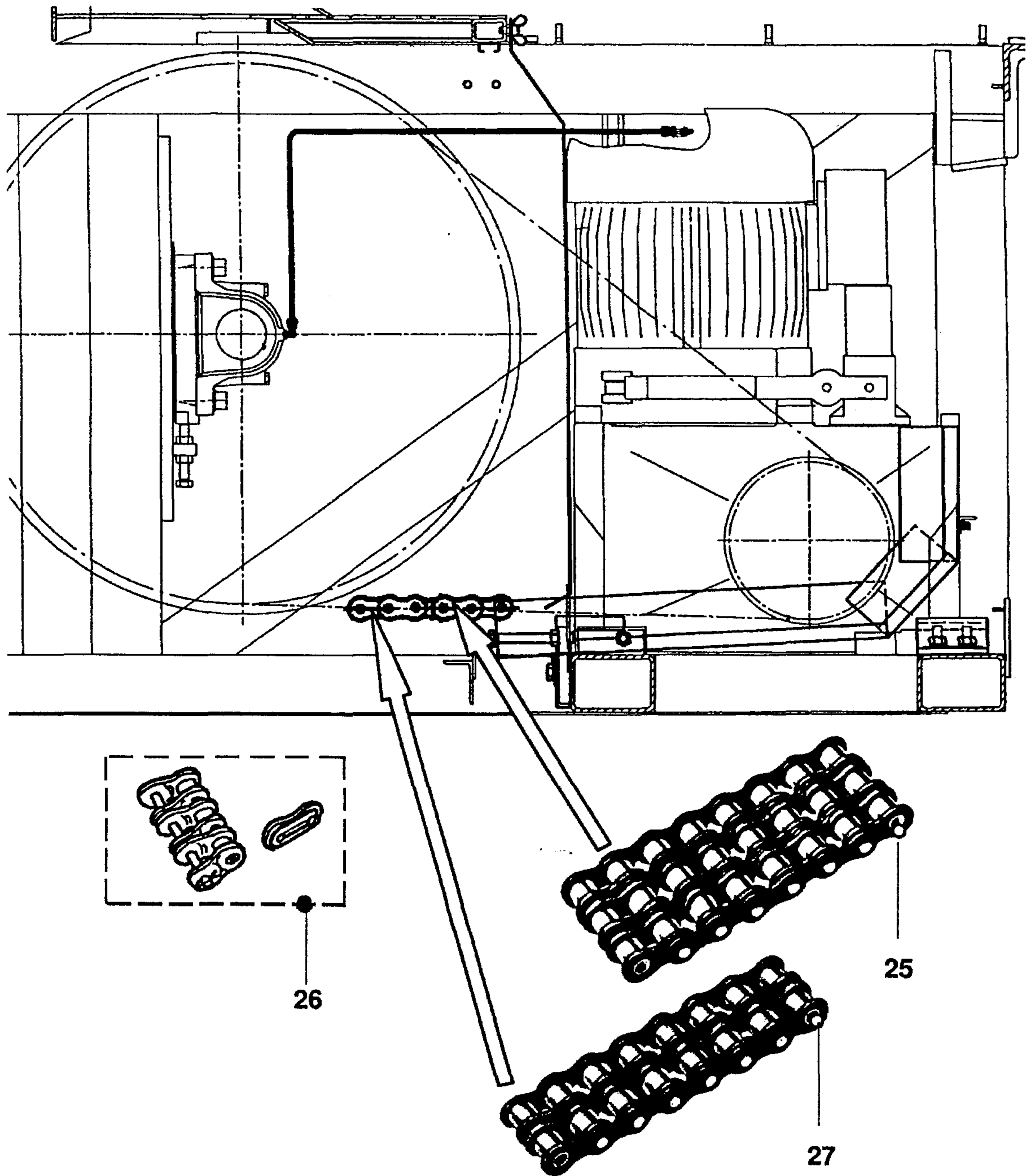
ESCALATOR DRIVE CHAIN
Trav-O-Lator DRIVE CHAIN

★ 50

GO 332 P

DATE: JUNE 2009 PAGE 5/15

TYPE 516



REF.NO.	PART OR M.L.	DESCRIPTION
25	GO 332 P 30	Chain w Ref.No.26(24B-3)
26	GO 2215 AG 8	Offset/Connecting link → Ref.No. 25
27	GO 332 P 33	Chain w Ref.No.5(20B-2)

ESCALATOR DRIVE CHAIN

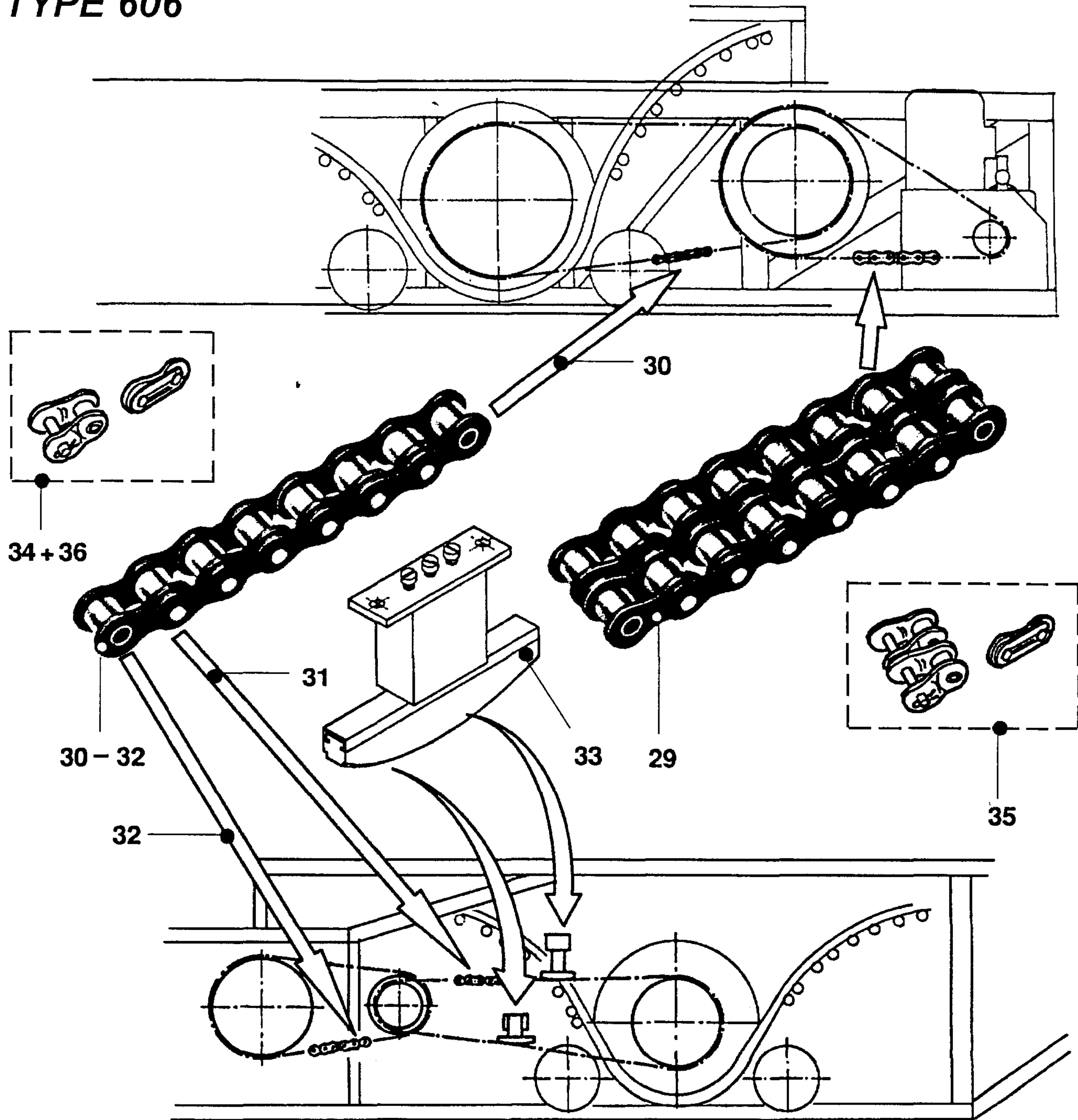
Trav-O-Lator DRIVE CHAIN

★ 50

GO 332 P

DATE: JUNE 2009 PAGE 6/15

TYPE 606



REF.NO.	PART OR M.L.	DESCRIPTION	
29	GO 332 P 15	Driving chain-machine to main drive	w Ref.No.35(20A-2)
30	GO 332 P 18	Driving chain-main drive to handrail drive	w Ref.No.34(20B-1)
31	GO 332 P 21	Driving chain-tension carriage to handrail drive	w Ref.No.34(16B-1)
32	GO 332 P 22	Driving chain-tension carriage	w Ref.No.36(20B-1)
33	GO 385 EK 1	Tension box	
34	GO 2215 AS 1	Offset-/Connecting link	⇒ Ref.No.30-31
35	GO 2215 AS 2	Offset-/Connecting link	⇒ Ref.No.29
36	GO 2215 AS 3	Offset-/Connecting link	⇒ Ref.No.32

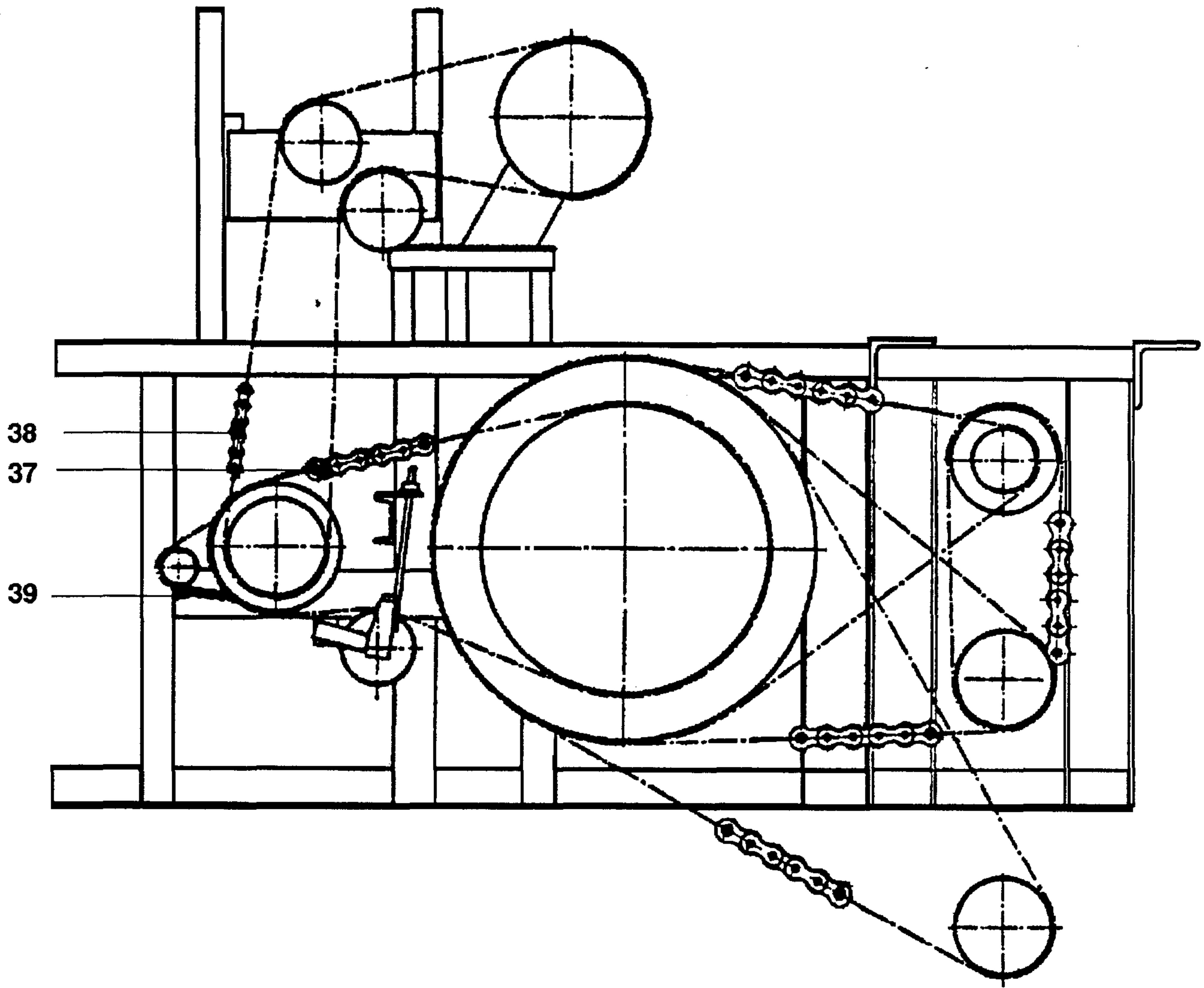
ESCALATOR DRIVE CHAIN
Trav-O-Lator DRIVE CHAIN

★ 50

GO 332 P

DATE: JUNE 2009 PAGE 7/15

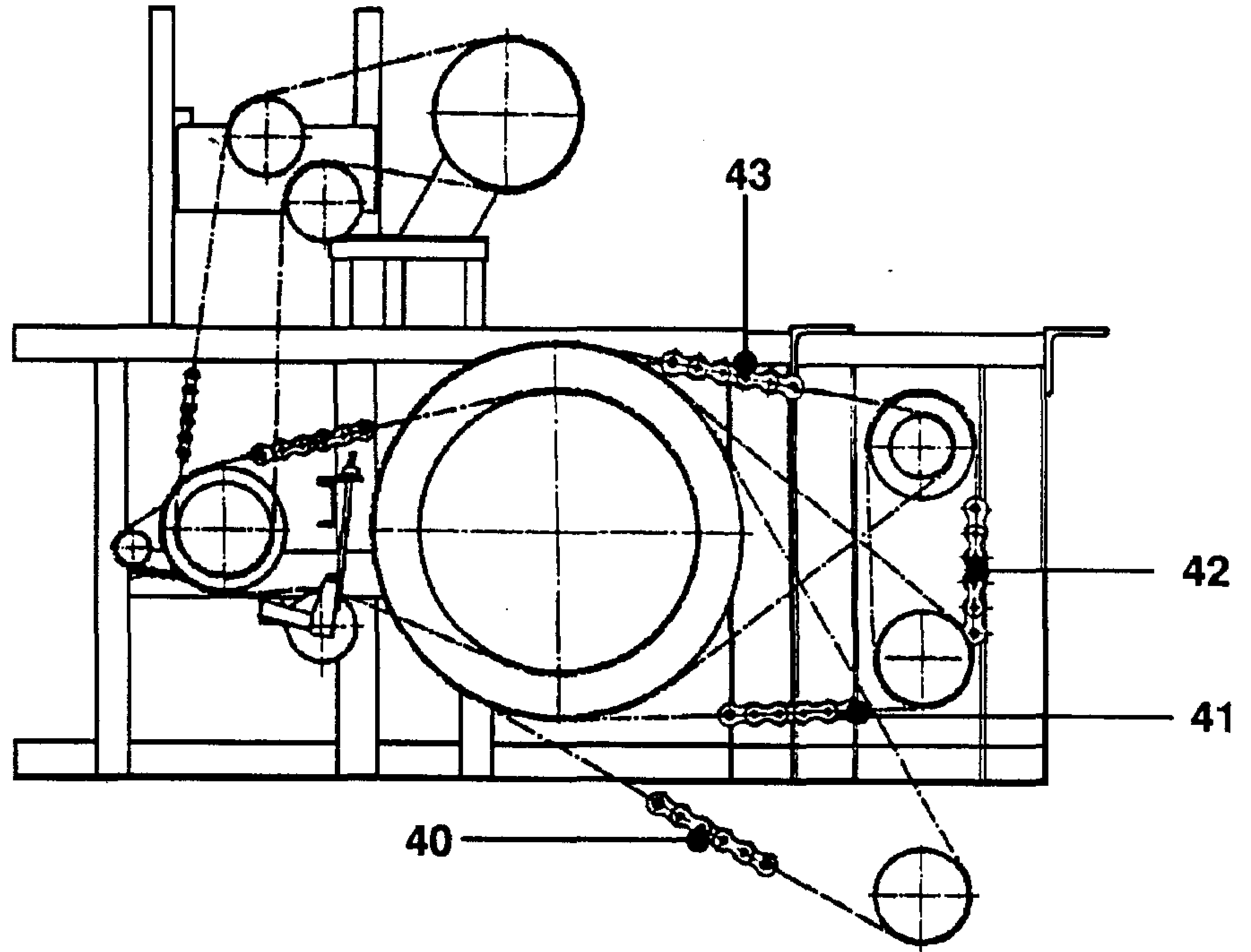
TYPE HD - A - B - C



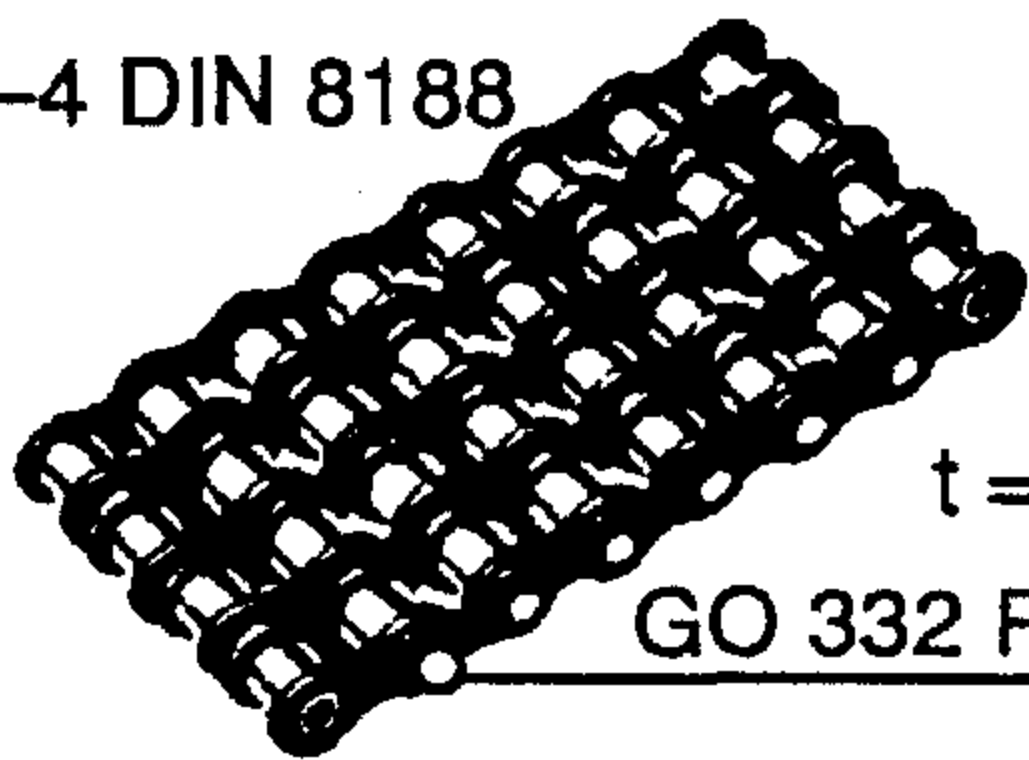
REF.NO.	PART OR M.L.	DESCRIPTION	TYPE
37	GO 332 P 1	chain for main drive to countershaft 24A-1 DIN 8188 t = 1 1/2"	HD-A HD-B
	GO 332 P 2		HD-C
38	GO 332 P 3	chain for countershaft to handrail drive 16A-1 DIN 8188 t = 1"	HD-A
	GO 332 P 4	chain for countershaft to handrail drive	HD-B
	GO 332 P 5	24A-1 DIN 8188 t = 1 1/4"	HD-C
39	GO 332 P 8	chain for governor 0,8A-1 DIN 8188 t = 1/2"	HD-A HD-B HD-C



TYPE HD - A - B - C

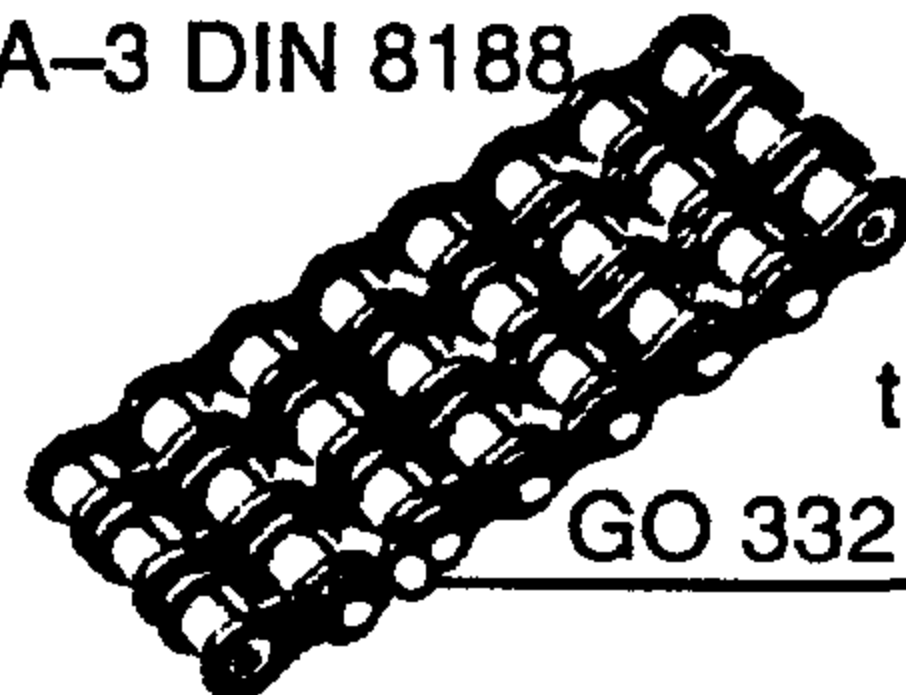


28A-4 DIN 8188



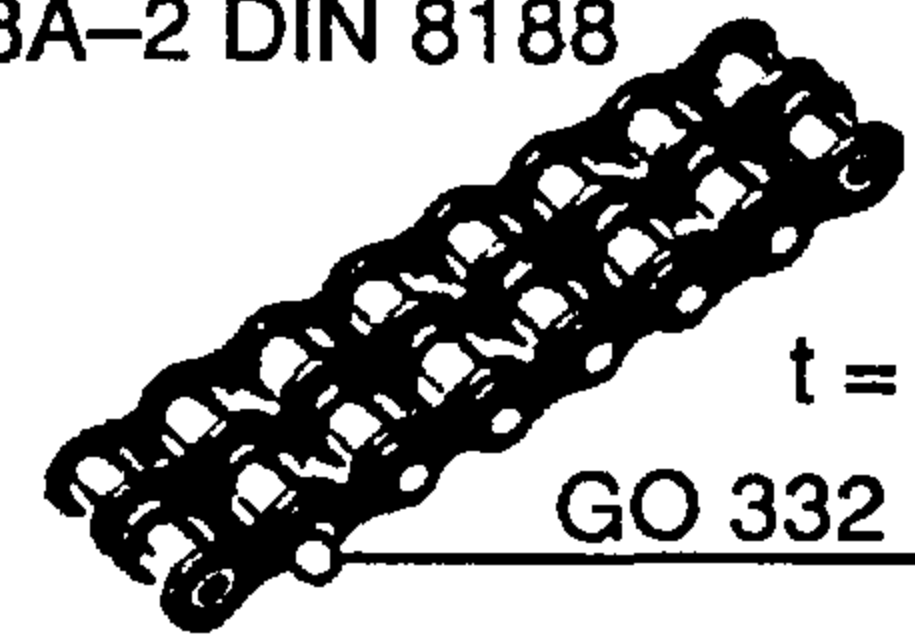
GO 332 P - V11

28A-3 DIN 8188



GO 332 P - V10


28A-2 DIN 8188




GO 332 P - V9

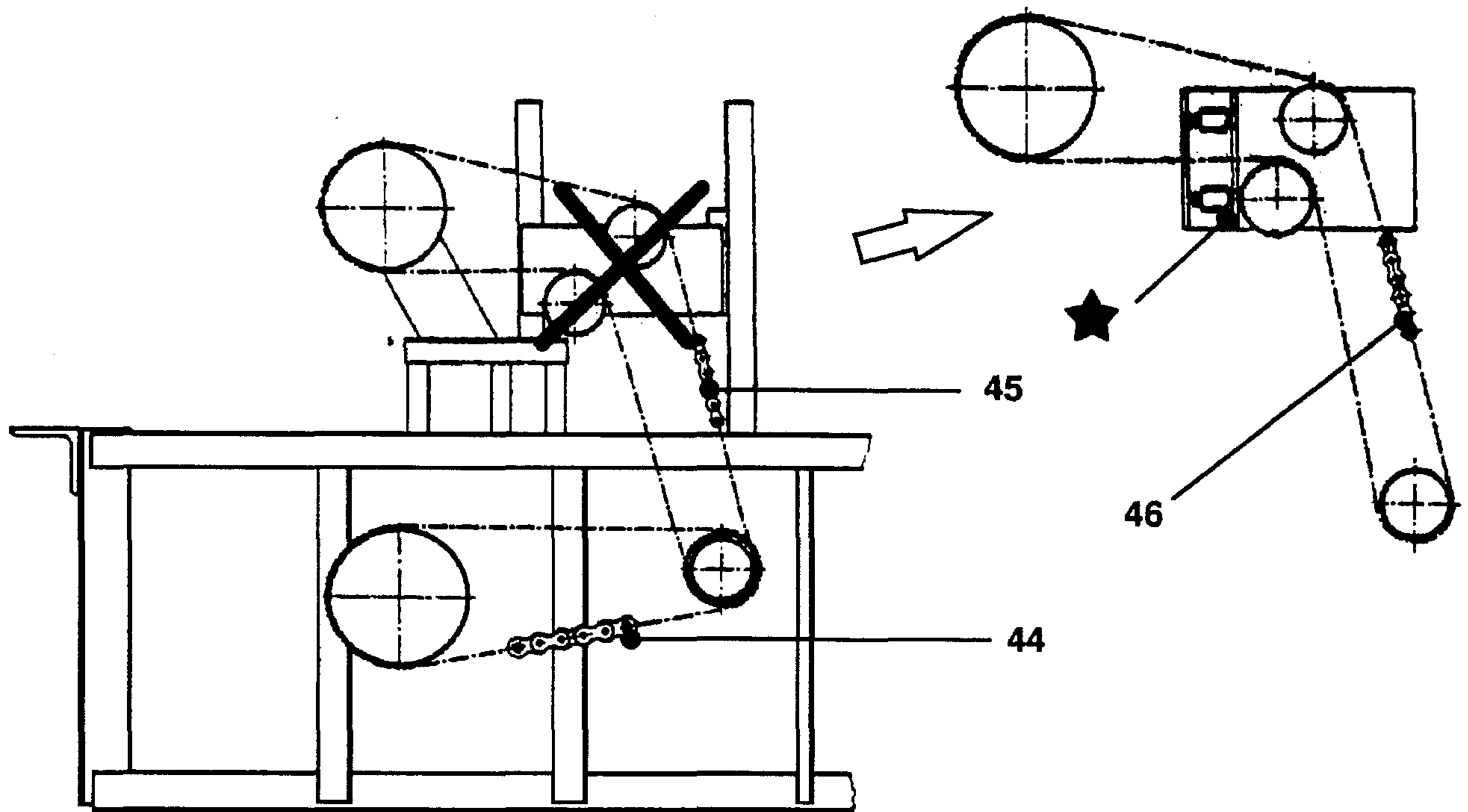
To order provide the following information:
 Renseignements à fournir pour commander:
 Für die Bestellung werden folgende Angaben benötigt:
 Per ordinare fornire le seguenti informazioni:
 El pedido debe incluir la siguiente información

Contract number
 Numero de contrat
 Auftragsnummer
 Numero di contratto
 Numero de contrato




REF.NO.	PART OR M.L.	DESCRIPTION	TYPE	L = (m mm)				
40	GO 332 P - V 9	machine outside truss	HD-A	 <table border="1" data-bbox="1743 2196 1995 2344"> <tr><td>ORDER</td></tr> <tr><td> </td></tr> <tr><td> </td></tr> <tr><td> </td></tr> </table>	ORDER			
	ORDER							
GO 332 P - V 10	chain for machine to main drive	HD-B						
GO 332 P - V 11		HD-C						
41	GO 332 P - V 9	machine inside truss	HD-A					
	GO 332 P - V 10	chain for machine to main drive	HD-B					
	GO 332 P - V 11		HD-C					
42	GO 332 P - V 9	machine inside truss w intermediate gear chain for machine to intermediate gear	HD-A HD-B					
43	GO 332 P - V 9	machine inside truss w intermediate gear chain for intermediate gear to main drive	HD-A					
	GO 332 P - V 10		HD-B					

TYPE HD - B - C



★  Parts Leaflet * 55 - 9702 HC

REF.NO.	PART OR M.L.	DESCRIPTION	TYPE	
44	GO 332 P 7	chain for tension carriage to countershaft 20A-1 DIN 8288 t = 1 1/4"	HD-B HD-C	
45	GO 332 P 6	chain for 2nd handrail drive 16A-1 DIN 8188 t = 1"		
46	GO 332 P 17	chain for 2nd handrail drive 16A-1 DIN 8188 t = 1"		

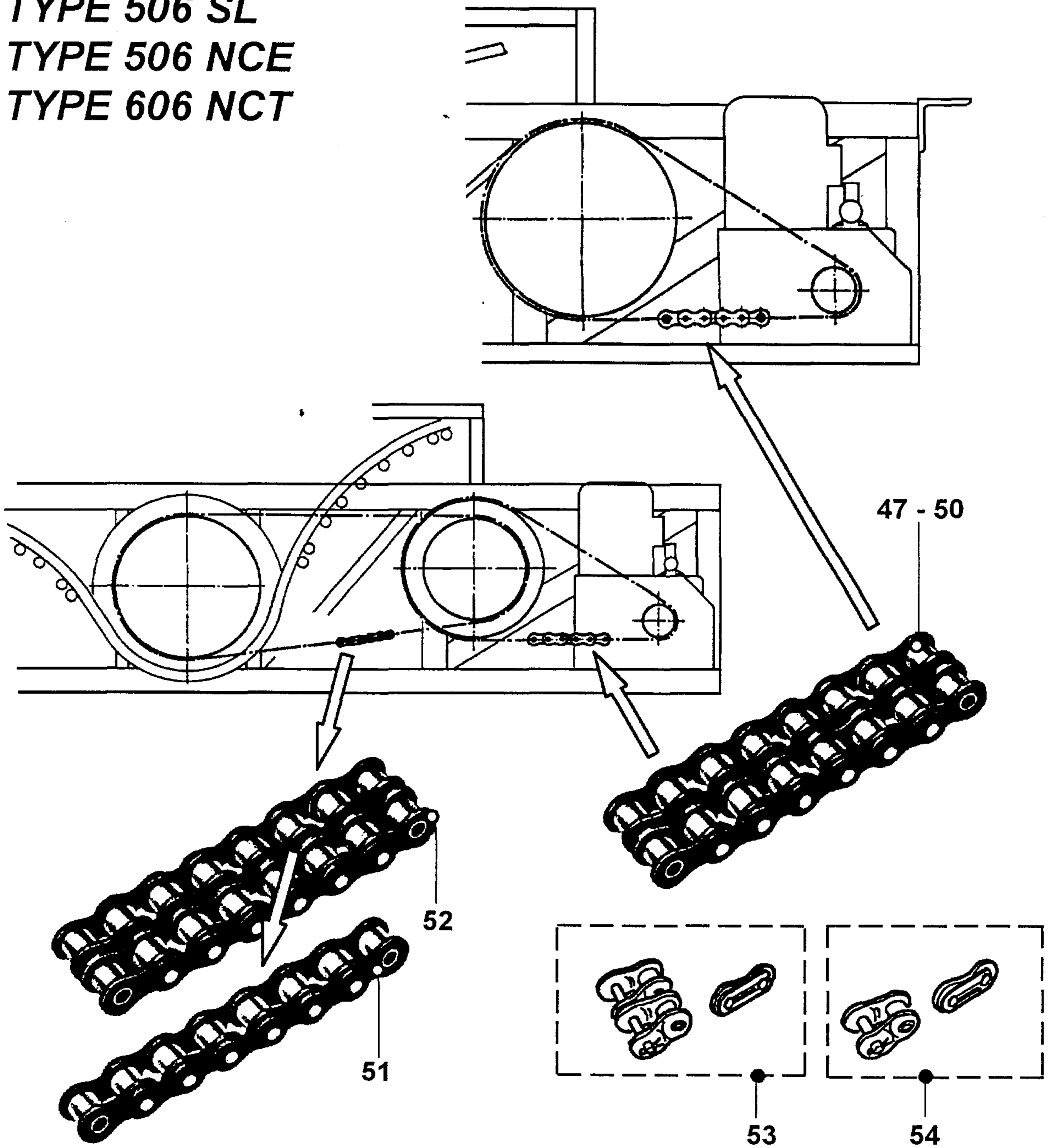
ESCALATOR DRIVE CHAIN
Trav-O-Lator DRIVE CHAIN

★ 50

GO 332 P

DATE: JUNE 2009 PAGE 10/15

TYPE 506 SL
TYPE 506 NCE
TYPE 606 NCT



REF.NO	PART OR M.L.	DESCRIPTION
47	GO 332 P 12	Chain 16VEC-RH - EN115,EC H3 - SAA 60Hz w Ref.No.51(20B-2)
48	GO 332 P 32	Chain EC H3 - ASME/B44 (606 NCT) w Ref.No.51(20B-2)
49	GO 332 P 25	Chain EC H3 - SAA Type1000 505 NCE w Ref.No.51(20B-2)
50	GO 332 P 47	Chain EC H3 - EN115/SAA w Ref.No.51(20B-2)
51	GO 332 P 34	Chain 606 NCT w Ref.No.52(20B-1)
52	GO 332 P 36	Chain w Ref.No.51(20B-2)
53	GO 2215 AS 2	Offset-/Connecting link Ref.No. 47-50,52
54	GO 2215 AS 3	Offset-/Connecting link Ref.No. 51

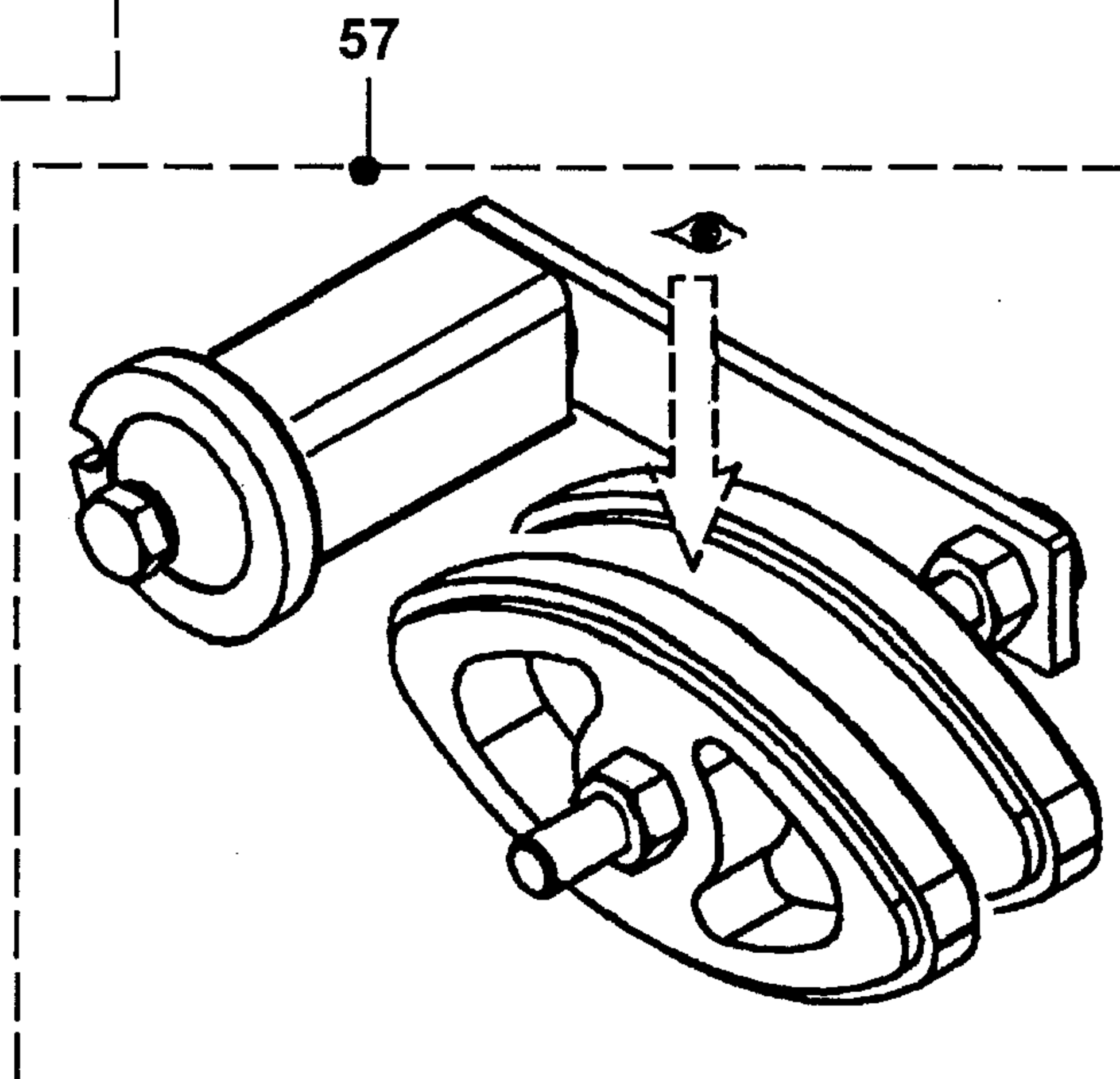
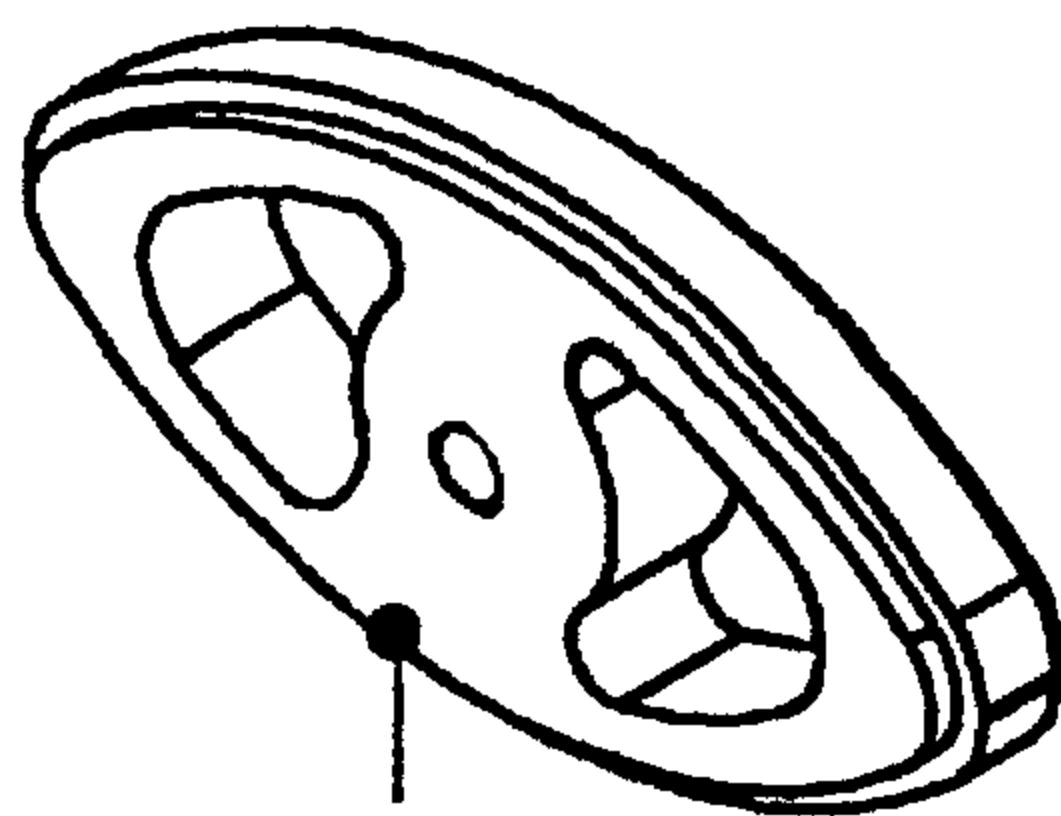
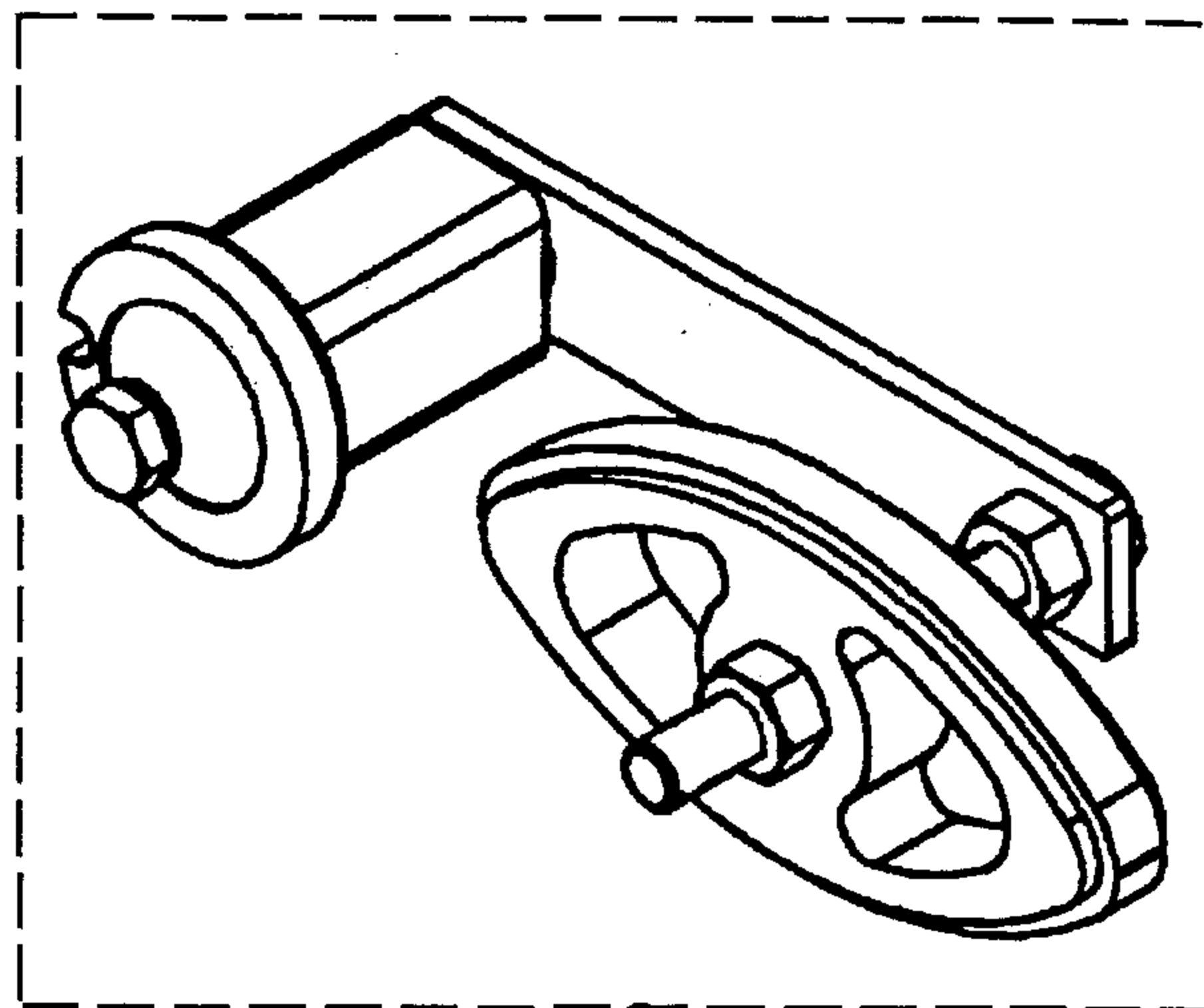
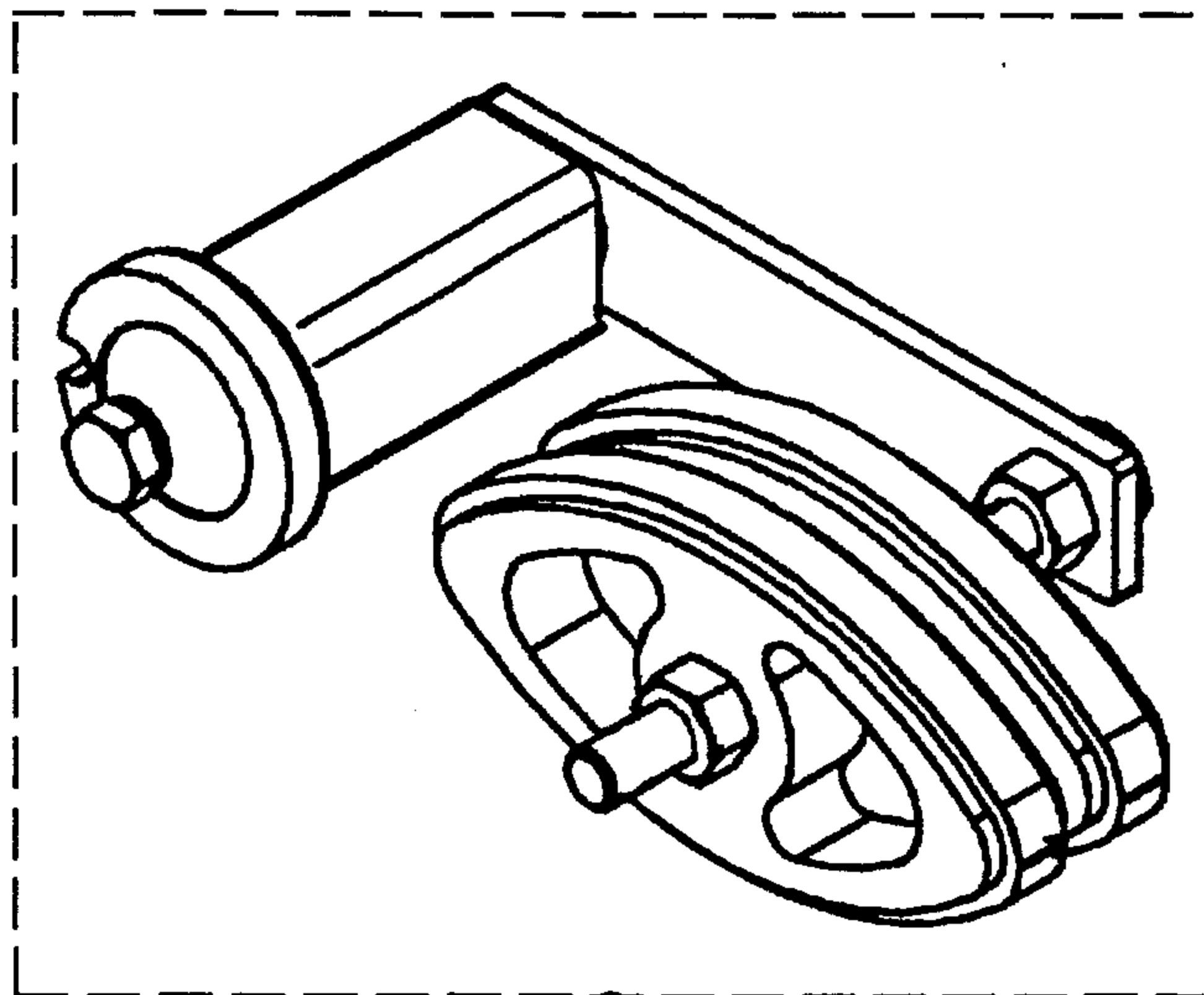
ESCALATOR DRIVE CHAIN
Trav-O-Lator DRIVE CHAIN


★ 50

GO 332 P

DATE: JUNE 2009 PAGE 11/15

TYPE 606 NCT
TYPE 610 NPT



REF.NO.	PART OR M.L.	DESCRIPTION
55	GAA 385 GN 1	Chain tensioner , duplex chain
56	GAA 385 GN 2	Chain tensioner , single chain
57	GAA 385 GN 3	Chain tensioner , duplex chain  w distance washers
58	GAA 380 BN 1	Chain glider

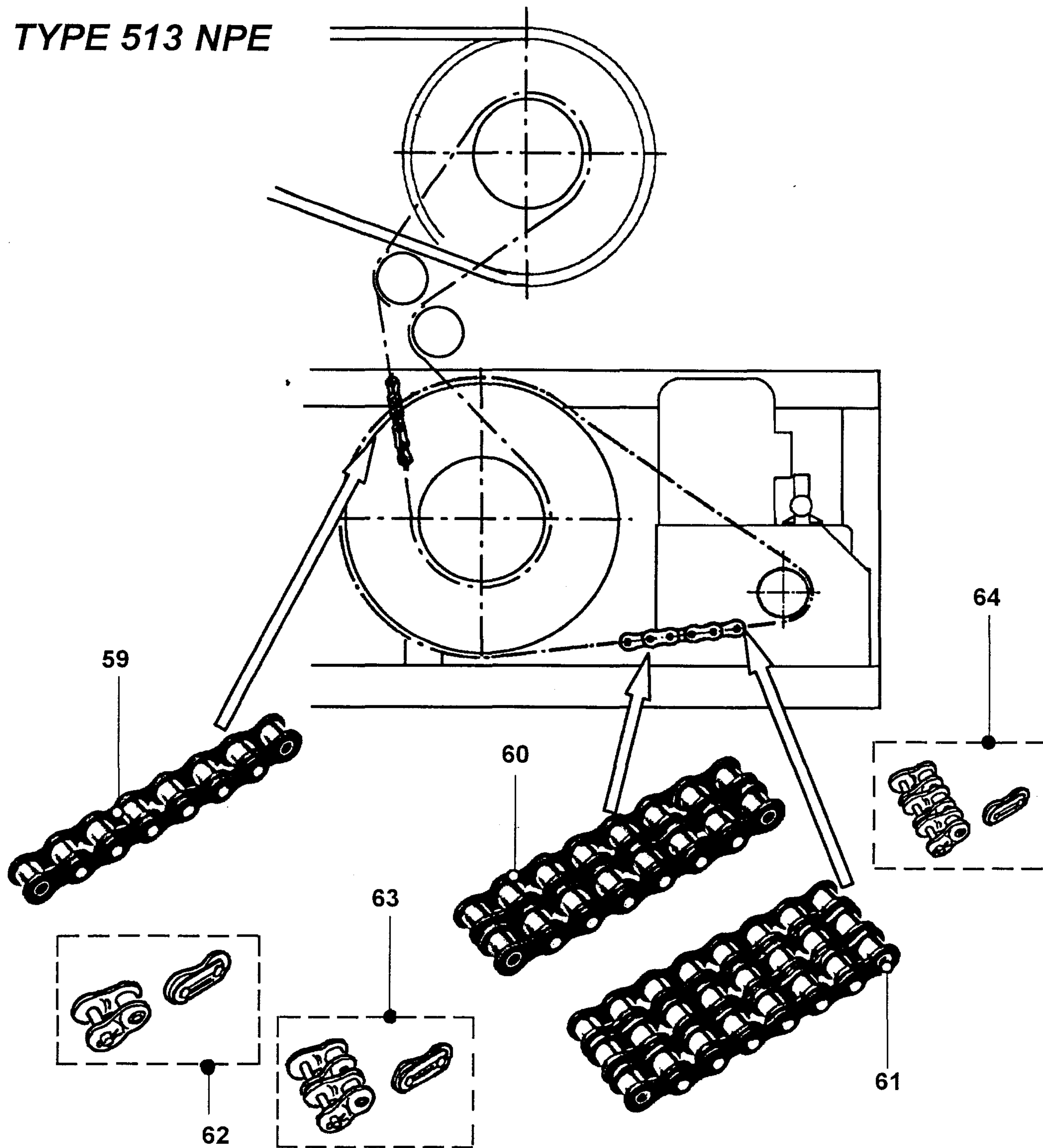
ESCALATOR DRIVE CHAIN
Trav-O-Lator DRIVE CHAIN

★ 50

GO 332 P

DATE: JUNE 2009 PAGE 12/15

TYPE 513 NPE



REF.NO.	PART OR M.L.	DESCRIPTION	
59	GO 332 P 6	Driving chain-main drive to handrail drive	w Ref.No.59(16A-1)
60	GO 332 P 15	Driving chain-machine to main drive	w Ref.No.60(20A-2)
61	GO 332 P 16	Driving chain-machine to main drive	w Ref.No.61(20A-3)
62	GO 2215 AS 4	Offset-/Connecting link	⇒ Ref.No.56
63	GO 2215 AS 5	Offset-/Connecting link	⇒ Ref.No.57
64	GO 2215 AS 6	Offset-/Connecting link	⇒ Ref.No.58


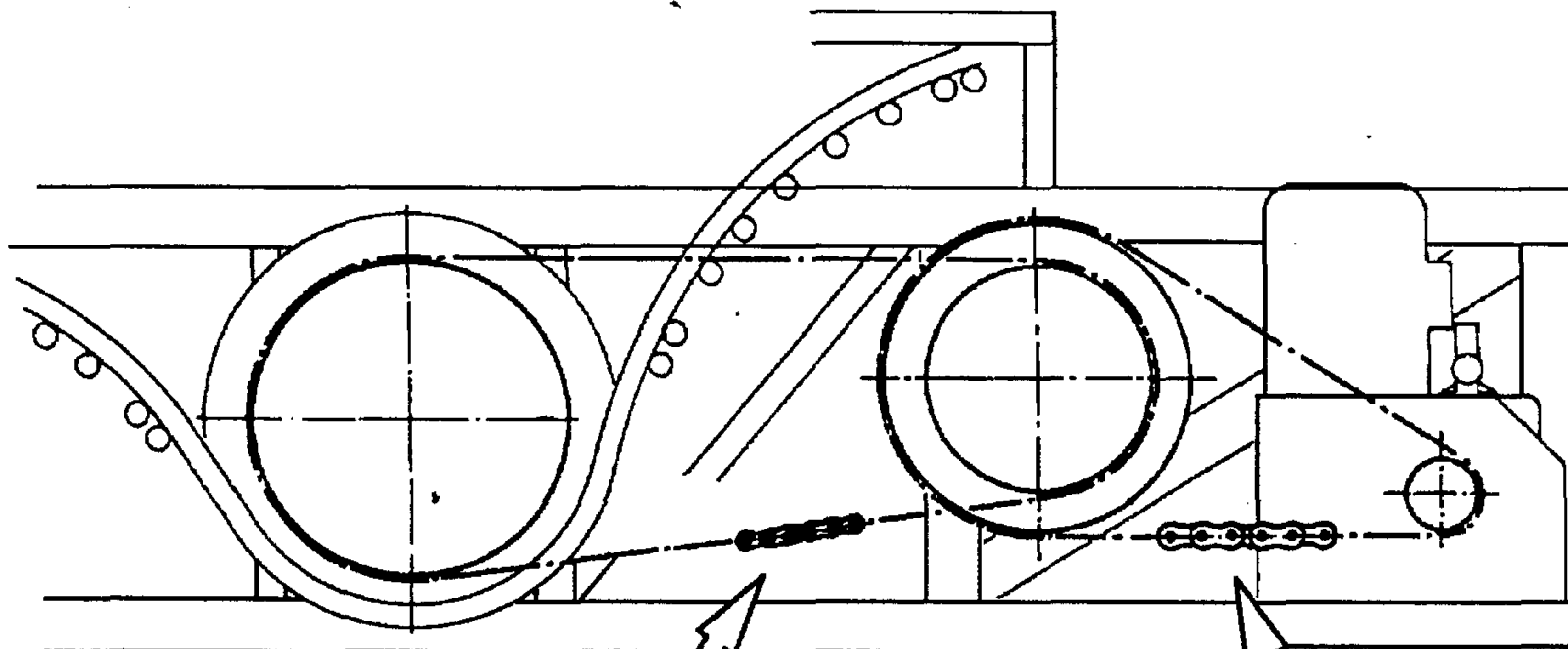
ESCALATOR DRIVE CHAIN
Trav-O-Lator DRIVE CHAIN

★ 50

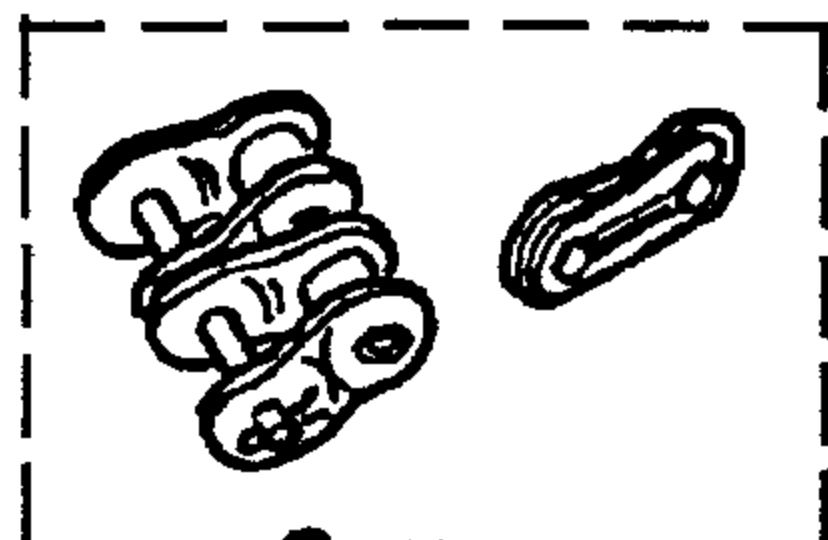


GO 332 P

DATE: JUNE 2009 PAGE 13/15

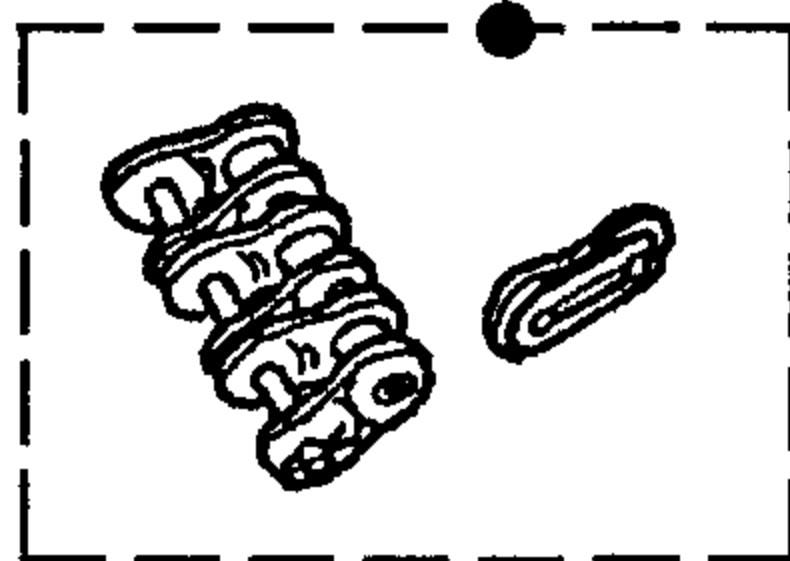
TYPE 513 NPE



67 - CODE: EN115
 68 - CODE: ASME A17.1



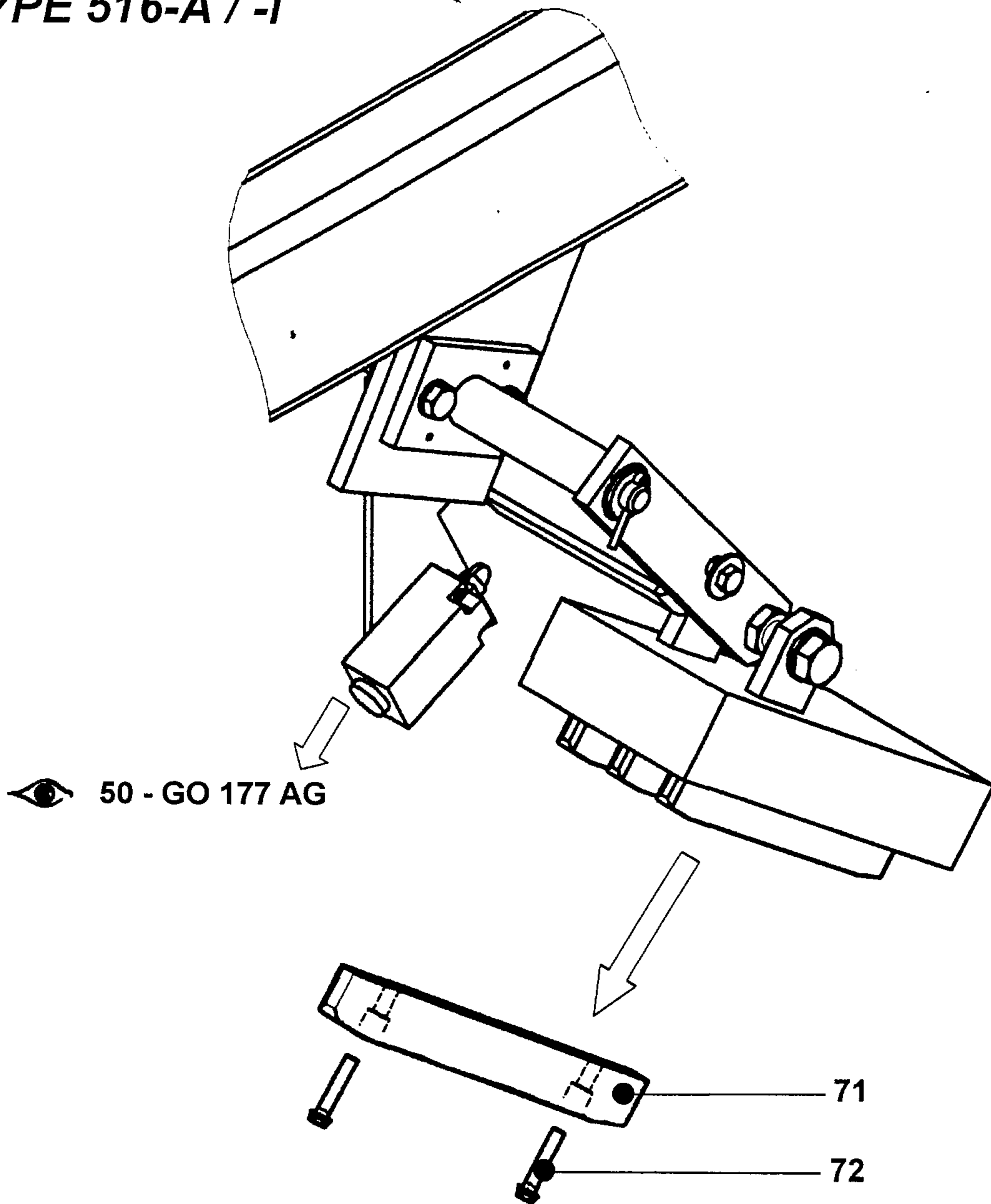
69



70

REF.NO.	PART OR M.L.	DESCRIPTION	
65	GO 332 P 15	Driving chain-machine to main drive	w Ref.No.66(20A-2)
66	GO 332 P 16	Driving chain-machine to main drive	w Ref.No.67(20A-3)
67	GO 332 P 39	Driving chain-main drive to handrail drive	w Ref.No.66(20A-2)
68	GO 332 P 41	Driving chain-main drive to handrail drive	w Ref.No.66(20A-2)
69	GO 2215 AS 5	Offset-/Connecting link	⇒ Ref.No.62
70	GO 2215 AS 6	Offset-/Connecting link	⇒ Ref.No.63

VIBRATION DAMPER
 TYPE 510-S /-L /-M
 TYPE 516-A /-I



GAA 26105 B		
REF.NO.	PART OR M.L.	DESCRIPTION
71	GAA 470 AJ 1	Shoe (Glider)
72	-----	Sl.cheese head screw ISO 1207-M5x25-4.8-ZN (14654)

ESCALATOR DRIVE CHAIN

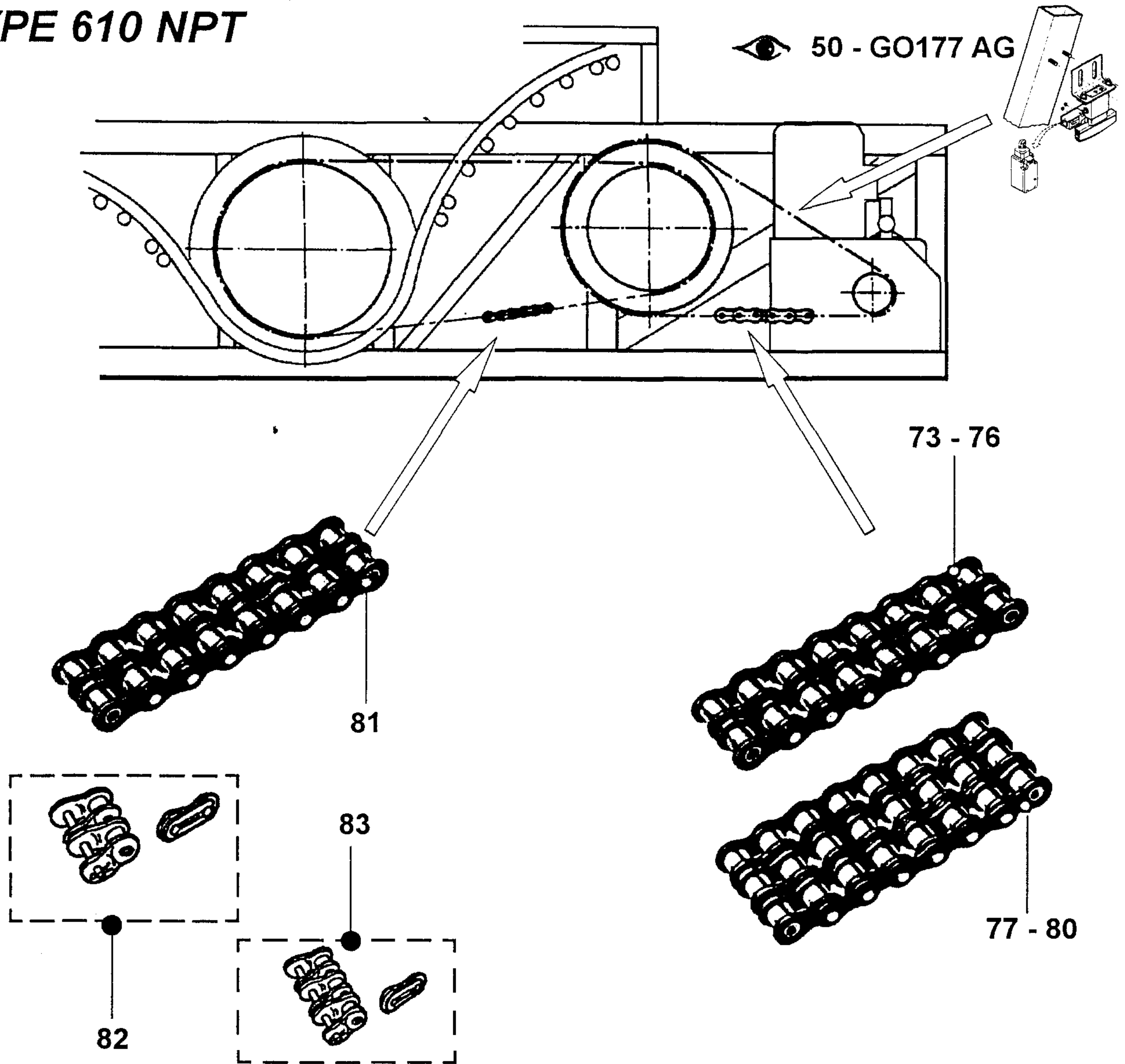
Trav-O-Lator DRIVE CHAIN

★ 50

GO 332 P

DATE: JUNE 2009 PAGE 15/15

TYPE 610 NPT



REF.NO. 75-76 : chain marked w yellow point !

REF.NO.	PART OR M.L.	DESCRIPTION
73	GO 332 P 41	Driving chain-machine to main drive / machine sprocket z1=21-26
74	GO 332 P 45	Driving chain-machine to main drive / machine sprocket z1=17
75	GO 332 P 51	Driving chain-machine to main drive / machine sprocket z1=21-26
76	GO 332 P 48	Driving chain-machine to main drive / machine sprocket z1=17
77	GO 332 P 43	Driving chain-machine to main drive / machine sprocket z1=21-26
78	GO 332 P 49	Driving chain-machine to main drive / machine sprocket z1=17
79	GO 332 P 44	Driving chain-machine to main drive / machine sprocket z1=21-26
80	GO 332 P 50	Driving chain-machine to main drive / machine sprocket z1=17
81	GO 332 P 14	Driving chain-main drive to handrail drive
82	GO 2215 AS 5	Offset-/Connecting link
83	GO 2215 AS 6	Offset-/Connecting link