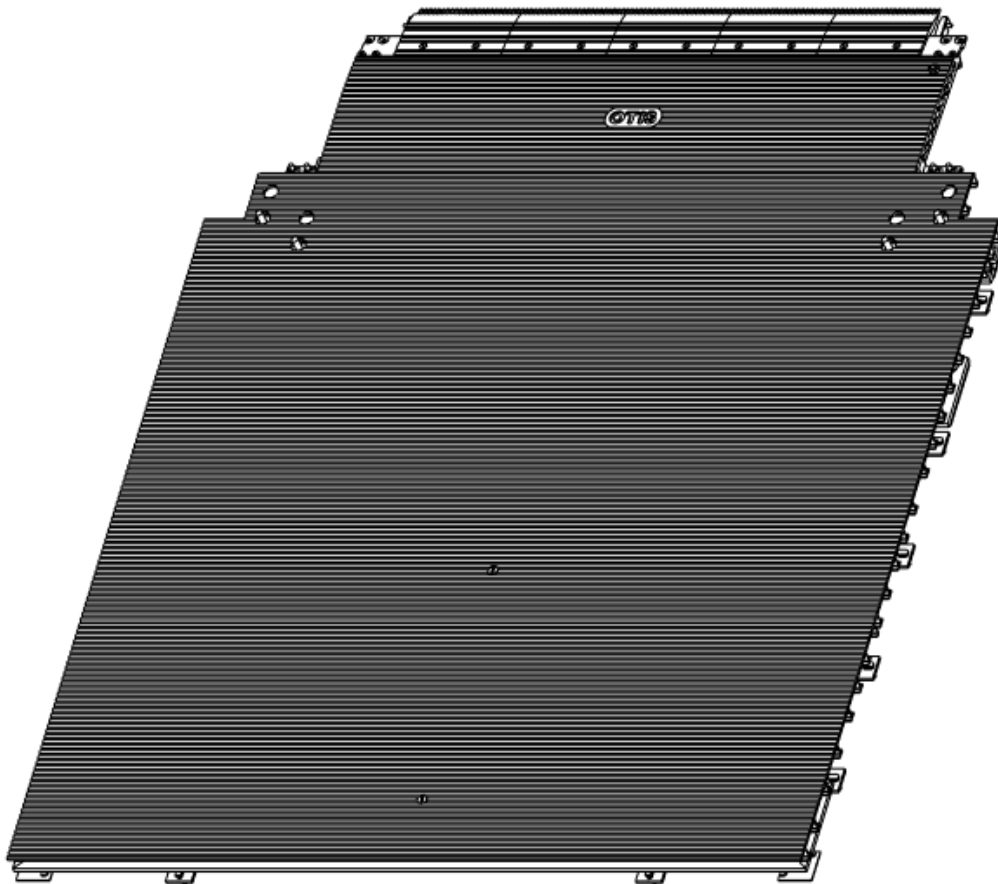



**508NCE / 512NCE / 515NPE-S/
515NPE-L ESCALATOR
Comb & Floor Plate**

Spare Parts Leaflet

56-DBA26221E

August 17, 2018 Page 1 of 77



Unpublished Work—©Otis Elevator Co.

OTIS

Safety First!

**ESCALATOR ENGINEERING
Otis Elevator Company
SIT GUANGZHOU**

56-DBA26221E

History

Leaflet Description

Comb & Floor Plate, for

- 508NCE-ANSI (without truss reduction lower landing)
- 512NCE-ANSI (without truss reduction lower landing)
- 508NCE
- 515NPE-S
- 515NPE-L

DBA26221E_SPL replaces DAA26221E_SPL

Leaflet Revisions

Date Revised	Subject Matter Expert	Reason for Revision
May 30, 2014	Cao Qizhang	Original
Mar. 26, 2015	Cao Qizhang	Update #4 screw on page 3.
May 20, 2015	Cao Qizhang	Add #1009 guide on page 146.
Sep. 30, 2016	Zhang Hengxun	Updated according to design changes.
Nov. 30, 2016	Cao Qizhang	GAA453BM changed to DAA453AG on page 3-6.
Aug. 17, 2018	LI Sien	Updated Part NO.

Related Drawings

Drawing No.	Title	Drawing No.	Title
DBA26221E	Comb & Floor Plate	DAA26221P	Floor plate assembly for extension section

Related Documents

Document ID	Title
ODS DBA27076GZ	Comb & Floor Plate

Subject Matter Expert

Name	Department
Zhang Hengxun	SIT-GUANGZHOU

About Spare Parts Leaflets

This document lists the lowest replaceable units (LRUs) for the standard version of the product. The LRUs are chosen by a team of Otis associates representing engineering and manufacturing.

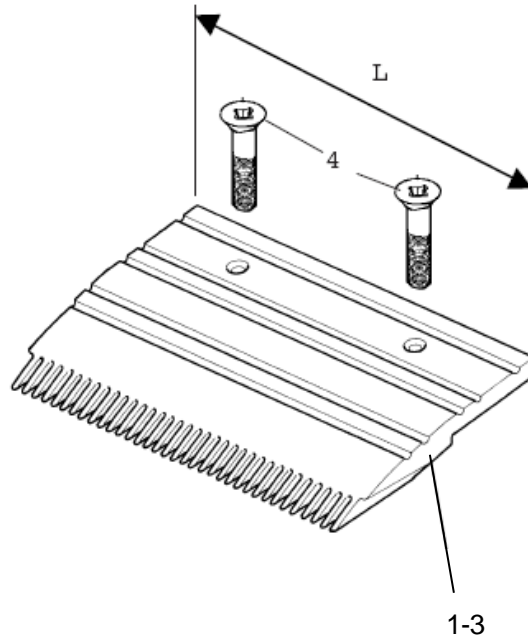
While goal of this document is to make parts identification as easy as possible, the document cannot be all-inclusive. Elevator and escalator contracts classified as "special" or "custom" are not addressed here. For such contracts, please refer to specified information, the contract folder, TIPs, Field Education Articles, Construction Letters, etc. for further information.

If you have any suggestions about this document, please contact the subject matter expert listed on this page.

56-DBA26221E

**508NCE / 512NCE / 515NPE-S/
515NPE-L ESCALATOR
Comb & Floor Plate**

Combs, w/o coating, for step w/o yellow inserts



Arrangement of Combs DAA453AG...

TYPE 600

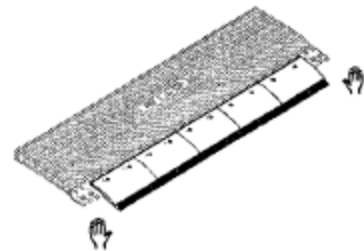
REF.NO. 3
REF.NO. 1
REF.NO. 2

TYPE 800

REF.NO. 3
REF.NO. 1
REF.NO. 1
REF.NO. 2

TYPE 1000

REF.NO. 3
REF.NO. 1
REF.NO. 1
REF.NO. 1
REF.NO. 2

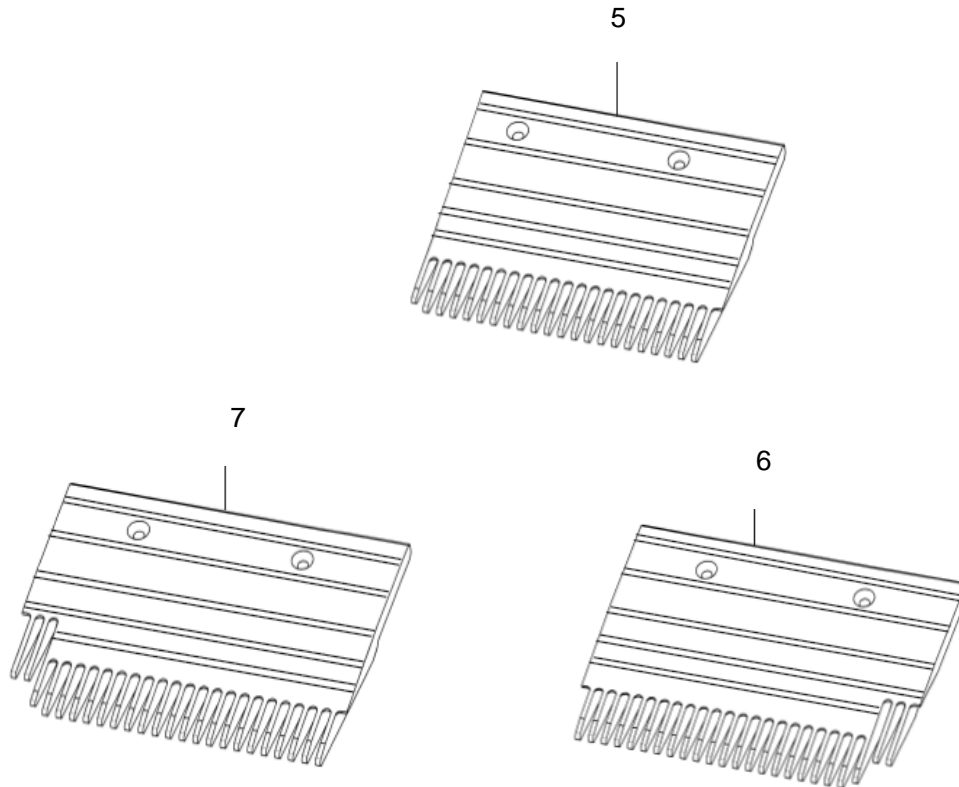


DBA26221E			
REF. No.	PART No.	DESCRIPTION	
1	DAA453AG1	Comb	L = 203.18mm 24 teeth
2	DAA453AG5	Comb	L = 206.39 mm 24 teeth
3	DAA453AG6	Comb	L = 197.99mm 23 teeth
4	--	DIN7991M6X20-A2-70 HEX. SOCKET FLAT HEAD SCREW	

**508NCE / 512NCE / 515NPE-S/
515NPE-L ESCALATOR
Comb & Floor Plate**

56-DBA26221E

Combs, w/o coating, for alu. step w/ yellow inserts



Arrangement of combs DAA453AG...

TYPE 600

REF.NO. 7
REF.NO. 5
REF.NO. 6

TYPE 800

REF.NO. 7
REF.NO. 5
REF.NO. 5
REF.NO. 6

TYPE 1000

REF.NO. 7
REF.NO. 5
REF.NO. 5
REF.NO. 5
REF.NO. 6

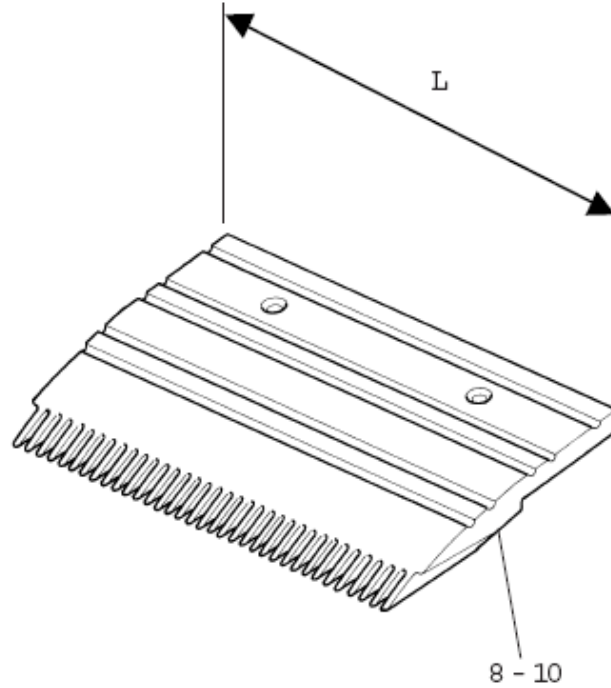


REF. No.	PART No.	DESCRIPTION
5	DAA453AG1	Comb L = 203.18mm 24 teeth
6	DAA453AG3	Comb L = 206.39 mm 24 teeth
7	DAA453AG7	Comb L = 197.99mm 23 teeth

56-DBA26221E

**508NCE / 512NCE / 515NPE-S/
515NPE-L ESCALATOR
Comb & Floor Plate**

Combs, w/ yellow powder coating, for step w/o yellow inserts



Arrangement of Combs DAA453AG...

TYPE 600


REF.NO. 10
REF.NO. 8
REF.NO. 9

TYPE 800

REF.NO. 10
REF.NO. 8
REF.NO. 8
REF.NO. 9

TYPE 1000

REF.NO. 10
REF.NO. 8
REF.NO. 8
REF.NO. 8
REF.NO. 9

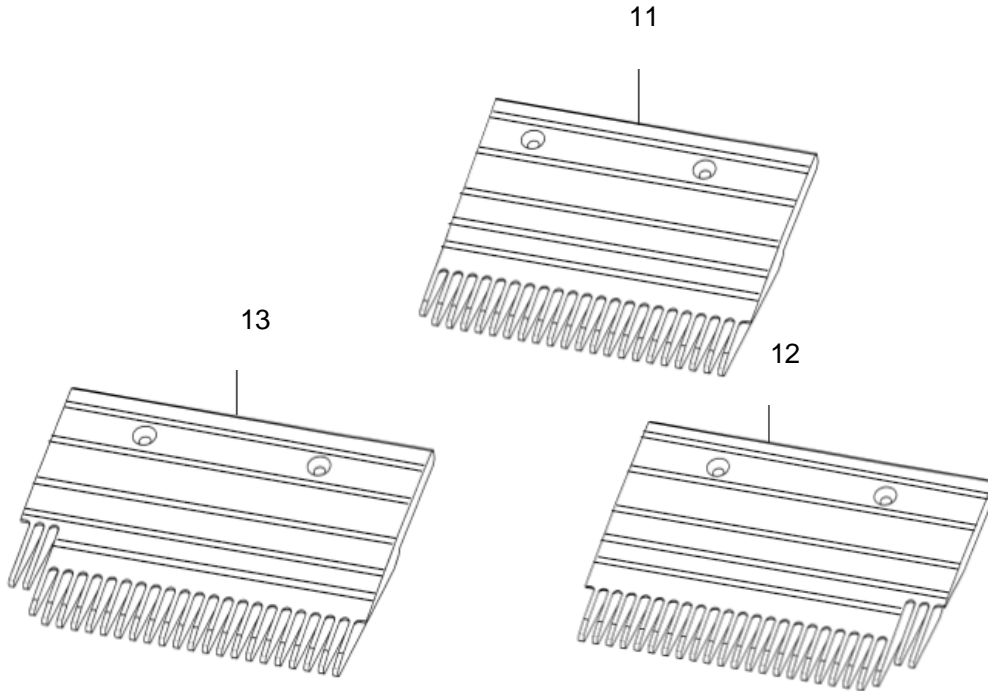


DBA26221E		
REF. No.	PART No.	DESCRIPTION
8	DAA453AG13	Comb L = 203.18mm 24 teeth
9	DAA453AG14	Comb L = 206.39 mm 24 teeth
10	DAA453AG15	Comb L = 197.99mm 23 teeth

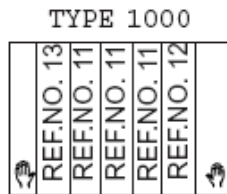
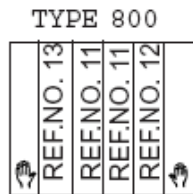
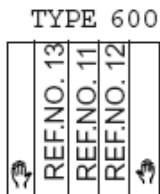
**508NCE / 512NCE / 515NPE-S/
515NPE-L ESCALATOR
Comb & Floor Plate**

56-DBA26221E

Combs - w/ yellow powder coating, for alu. step w/ yellow inserts



Arrangement of combs DAA453AG...



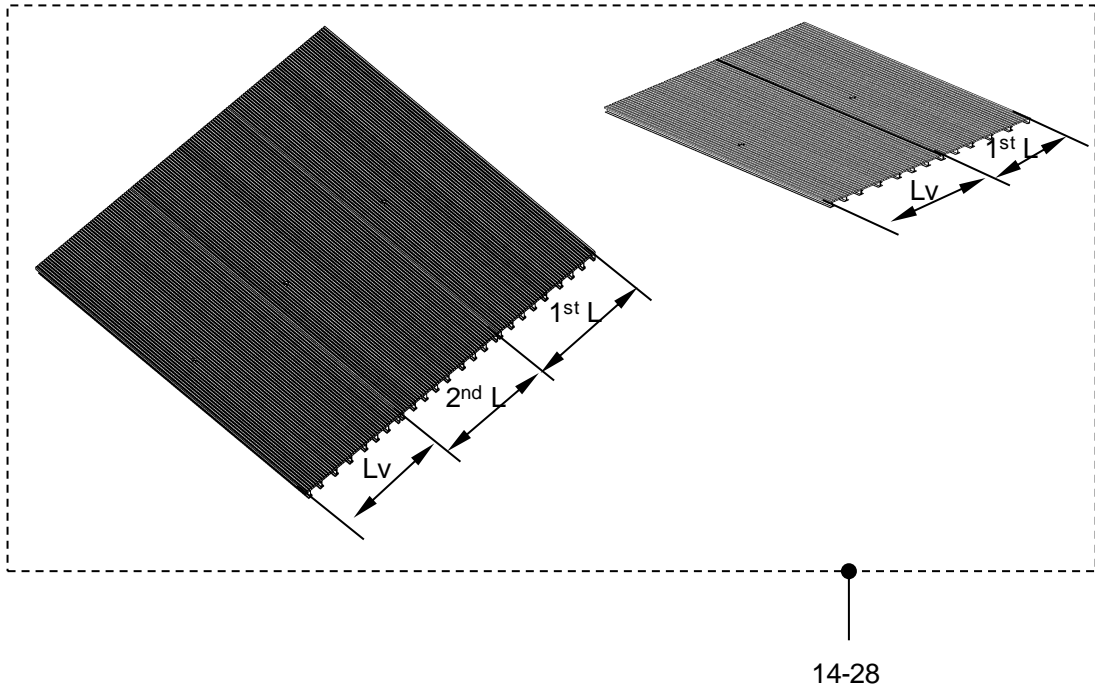
REF. No.	PART No.	DESCRIPTION
11	DAA453AG13	Comb L = 203.18mm 24 teeth
12	DAA453AG17	Comb L = 206.39 mm 24 teeth
13	DAA453AG16	Comb L = 197.99mm 23 teeth

56-DBA26221E

508NCE / 512NCE / 515NPE-S/ 515NPE-L ESCALATOR Comb & Floor Plate

Floor plate, for

- 508NCE-ANSI/512NCE-ANSI, truss extension ≤ 1200



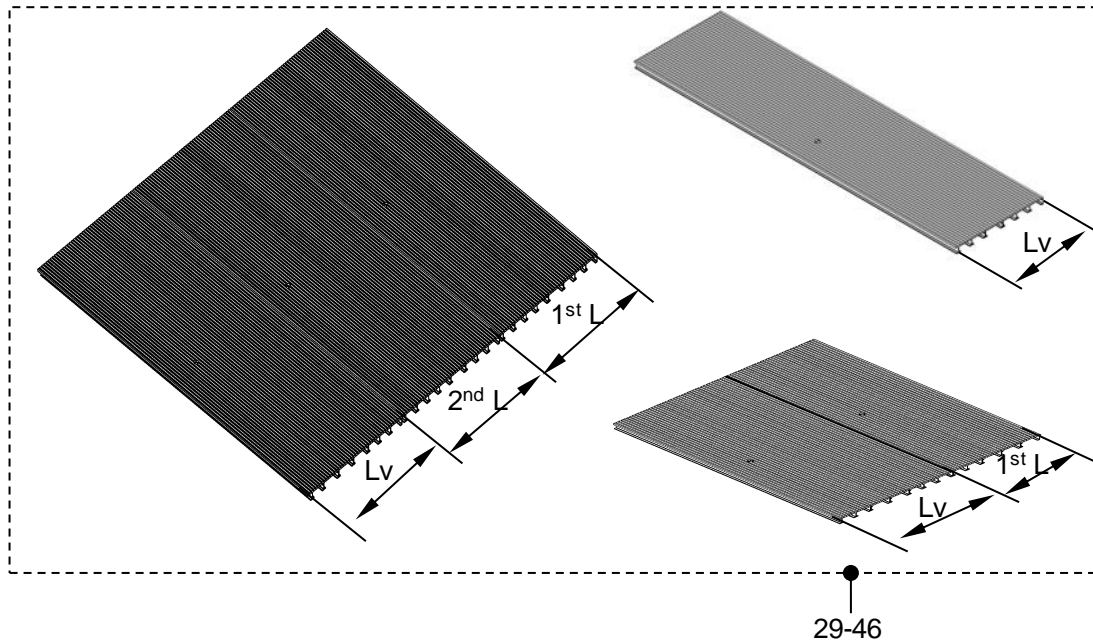
DBA26221E		UPPER LANDING = UL	
REF. No.	PART No.	DESCRIPTION	TYPE
14	DAA457GL31	1 st floor plate, grooved aluminum w/ coating, UL Length=468	600
15	DAA457GL32		800
16	DAA457GL33		1000
17	DAA457GL37	1 st floor plate, grooved aluminum w/ coating, UL Length=660	600
18	DAA457GL38		800
19	DAA457GL39		1000
20	DAA457GL25	2 nd floor plate, grooved aluminum w/ coating, UL Length=384	600
21	DAA457GL26		800
22	DAA457GL27		1000
23	DAA457GL43	2 nd floor plate, grooved aluminum w/ coating, UL Length=660	600
24	DAA457GL44		800
25	DAA457GL45		1000
26	DAA457GL-V7	Floor plate, grooved aluminum w/ coating, UL Various length (Lv)	600
27	DAA457GL-V8		800
28	DAA457GL-V9		1000

**508NCE / 512NCE / 515NPE-S/
515NPE-L ESCALATOR
Comb & Floor Plate**

56-DBA26221E

Floor plate, for

- 508NCE-ANSI/512NCE-ANSI, truss extension ≤ 1200 , WITH BEX



29-46

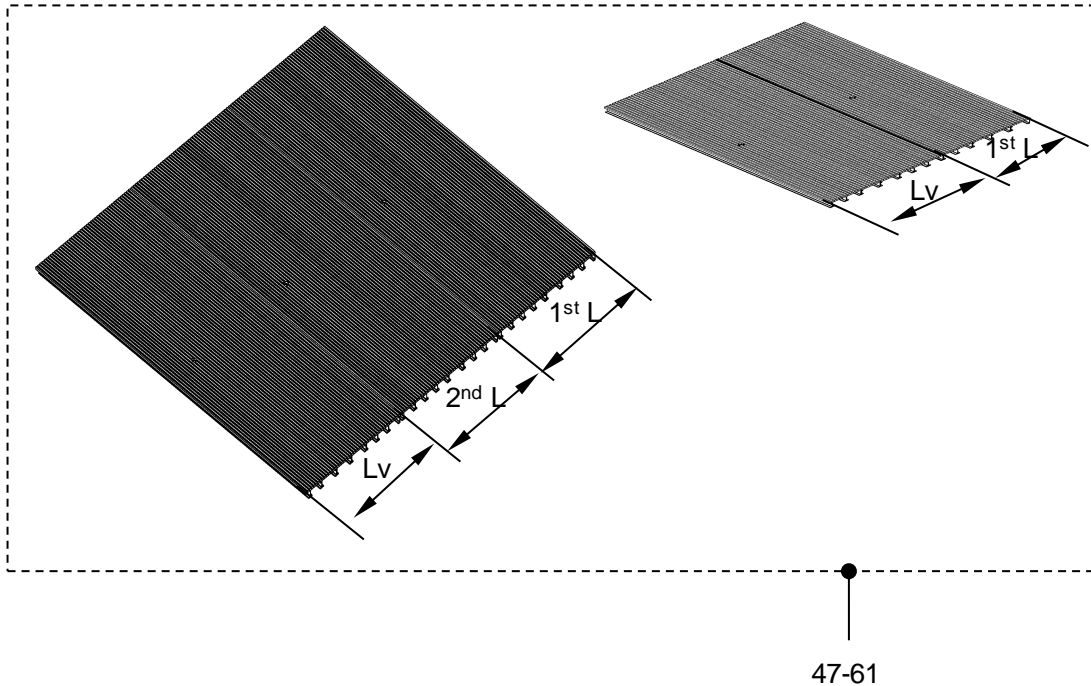
DBA26221E		LOWER LANDING = LL	
REF. No.	PART No.	DESCRIPTION	TYPE
29	DAA457GL-V1	1 st floor plate, grooved aluminum w/ coating, LL Various length (Lv)	600
30	DAA457GL-V2		800
31	DAA457GL-V3		1000
32	DAA457GL31	1 st floor plate, grooved aluminum w/ coating, LL Length=468	600
33	DAA457GL32		800
34	DAA457GL33		1000
35	DAA457GL37	1 st floor plate, grooved aluminum w/ coating, LL Length=660	600
36	DAA457GL38		800
37	DAA457GL39		1000
38	DAA457GL25	2 nd floor plate, grooved aluminum w/ coating, LL Length=384	600
39	DAA457GL26		800
40	DAA457GL27		1000
41	DAA457GL43	2 nd floor plate, grooved aluminum w/ coating, LL Length=660	600
42	DAA457GL44		800
43	DAA457GL45		1000
44	DAA457GL-V7	Floor plate, grooved aluminum w/ coating, LL Various length (Lv)	600
45	DAA457GL-V8		800
46	DAA457GL-V9		1000

56-DBA26221E

**508NCE / 512NCE / 515NPE-S/
515NPE-L ESCALATOR
Comb & Floor Plate**

Floor plate, for

- 508NCE/515NPE-S EN/GB, truss extension ≤ 1200



DBA26221E

UPPER LANDING = UL; LOWER LANDING = LL

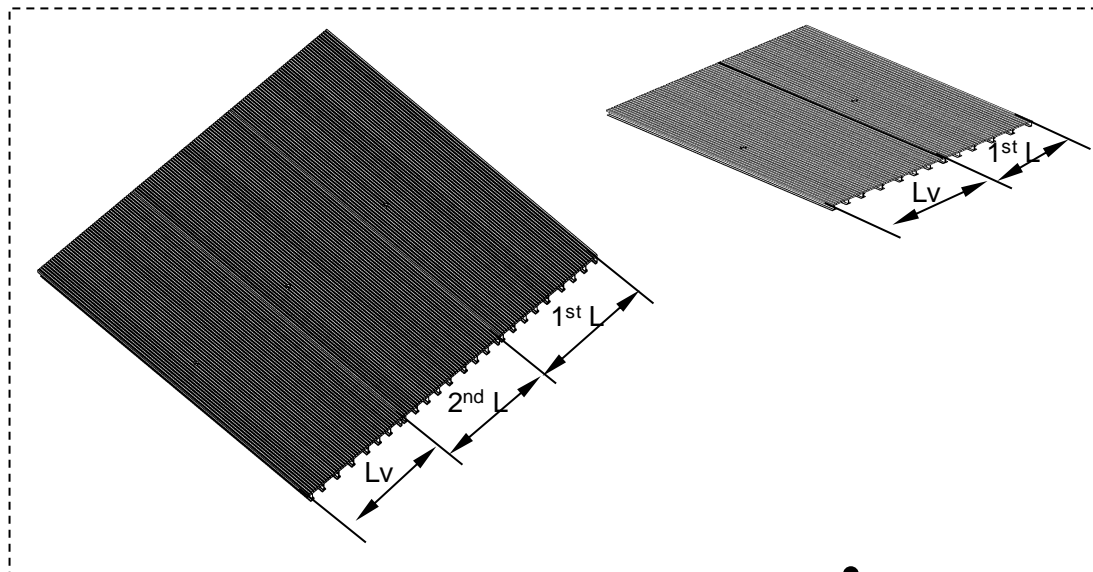
REF. No.	PART No.	DESCRIPTION	TYPE
47	DAA457HR31	1 st floor plate, grooved aluminum w/ coating, UL & LL Length=468	600
48	DAA457HR32		800
49	DAA457HR33		1000
50	DAA457HR37	1 st floor plate, grooved aluminum w/ coating, UL & LL Length=660	600
51	DAA457HR38		800
52	DAA457HR39		1000
53	DAA457HR25	2 nd floor plate, grooved aluminum w/ coating, UL & LL Length=384	600
54	DAA457HR26		800
55	DAA457HR27		1000
56	DAA457HR43	2 nd floor plate, grooved aluminum w/ coating, UL & LL Length=660	600
57	DAA457HR44		800
58	DAA457HR45		1000
59	DAA457HR-V7	Floor plate, grooved aluminum w/ coating, UL & LL Various length (Lv)	600
60	DAA457HR-V8		800
61	DAA457HR-V9		1000

**508NCE / 512NCE / 515NPE-S/
515NPE-L ESCALATOR
Comb & Floor Plate**

56-DBA26221E

Floor plate, for

- 508NCE-ANSI/512NCE-ANSI, truss extension ≤ 1200



62-76

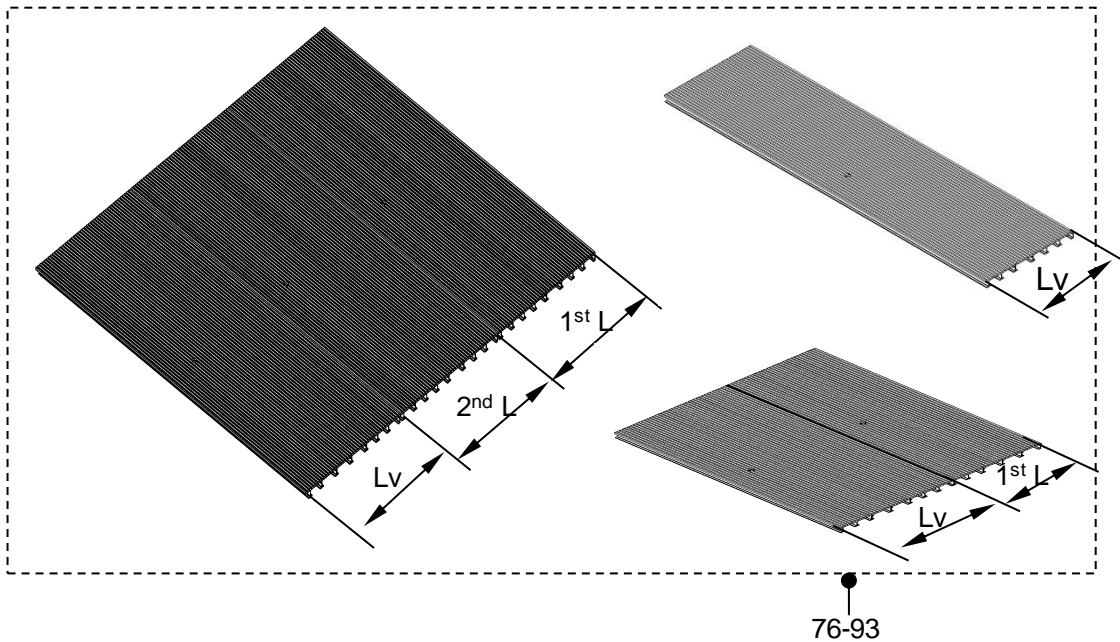
DBA26221E		UPPER LANDING = UL	
REF. No.	PART No.	DESCRIPTION	TYPE
62	DAA457GL34	1 st floor plate, grooved aluminum w/o coating, UL Length=468	600
63	DAA457GL35		800
64	DAA457GL36		1000
65	DAA457GL40	1 st floor plate, grooved aluminum w/o coating, UL Length=660	600
66	DAA457GL41		800
67	DAA457GL42		1000
68	DAA457GL28	2 nd floor plate, grooved aluminum w/o coating, UL Length=384	600
69	DAA457GL29		800
70	DAA457GL30		1000
71	DAA457GL46	2 nd floor plate, grooved aluminum w/o coating, UL Length=660	600
72	DAA457GL47		800
73	DAA457GL48		1000
74	DAA457GL-V10	Floor plate, grooved aluminum w/o coating, UL Various length (Lv)	600
75	DAA457GL-V11		800
76	DAA457GL-V12		1000

56-DBA26221E

508NCE / 512NCE / 515NPE-S/ 515NPE-L ESCALATOR Comb & Floor Plate

Floor plate, for

- 508NCE-ANSI/512NCE-ANSI, truss extension ≤ 1200 , WITH BEX



DBA26221E

UPPER LANDING = UL; LOWER LANDING = LL

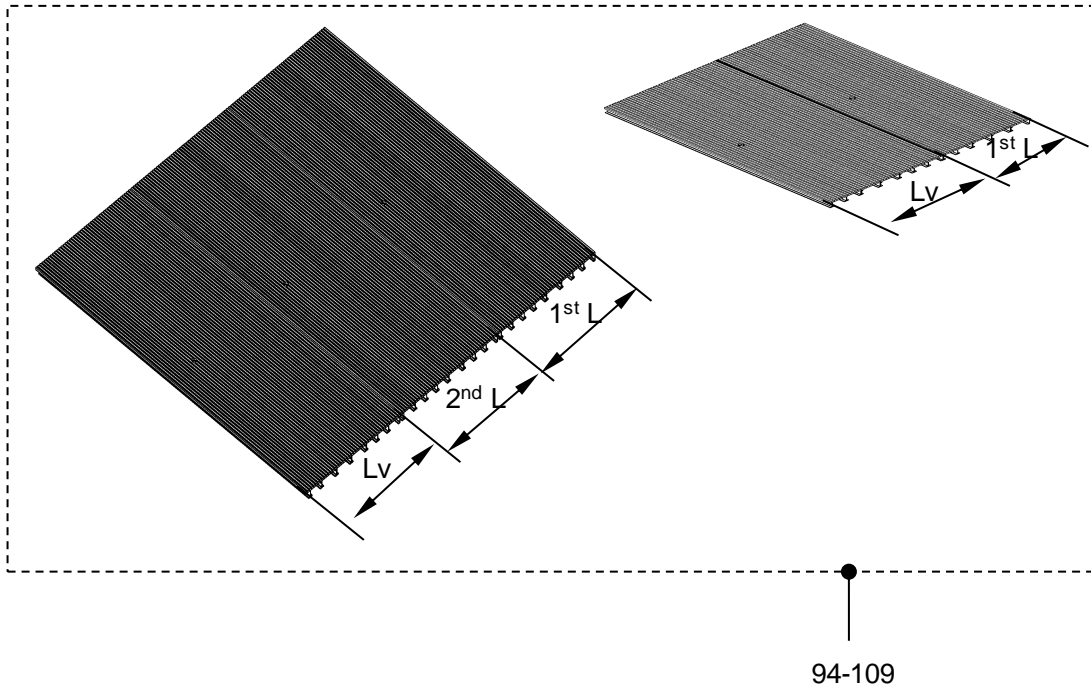
REF. No.	PART No.	DESCRIPTION	TYPE
76	DAA457GL-V4	1 st floor plate, grooved aluminum w/o coating, LL Various length (Lv)	600
77	DAA457GL-V5		800
78	DAA457GL-V6		1000
79	DAA457GL34	1 st floor plate, grooved aluminum w/o coating, LL Length=468	600
80	DAA457GL35		800
81	DAA457GL36		1000
82	DAA457GL40	1 st floor plate, grooved aluminum w/o coating, LL Length=660	600
83	DAA457GL41		800
84	DAA457GL42		1000
85	DAA457GL28	2 nd floor plate, grooved aluminum w/o coating, LL Length=384	600
86	DAA457GL29		800
87	DAA457GL30		1000
88	DAA457GL46	2 nd floor plate, grooved aluminum w/o coating, LL Length=660	600
89	DAA457GL47		800
90	DAA457GL48		1000
91	DAA457GL-V10	Floor plate, grooved aluminum w/o coating, LL Various length (Lv)	600
92	DAA457GL-V11		800
93	DAA457GL-V12		1000

**508NCE / 512NCE / 515NPE-S/
515NPE-L ESCALATOR
Comb & Floor Plate**

56-DBA26221E

Floor plate, for

- 508NCE/515NPE-S EN/GB, truss extension ≤ 1200



DBA26221E

UPPER LANDING = UL; LOWER LANDING = LL

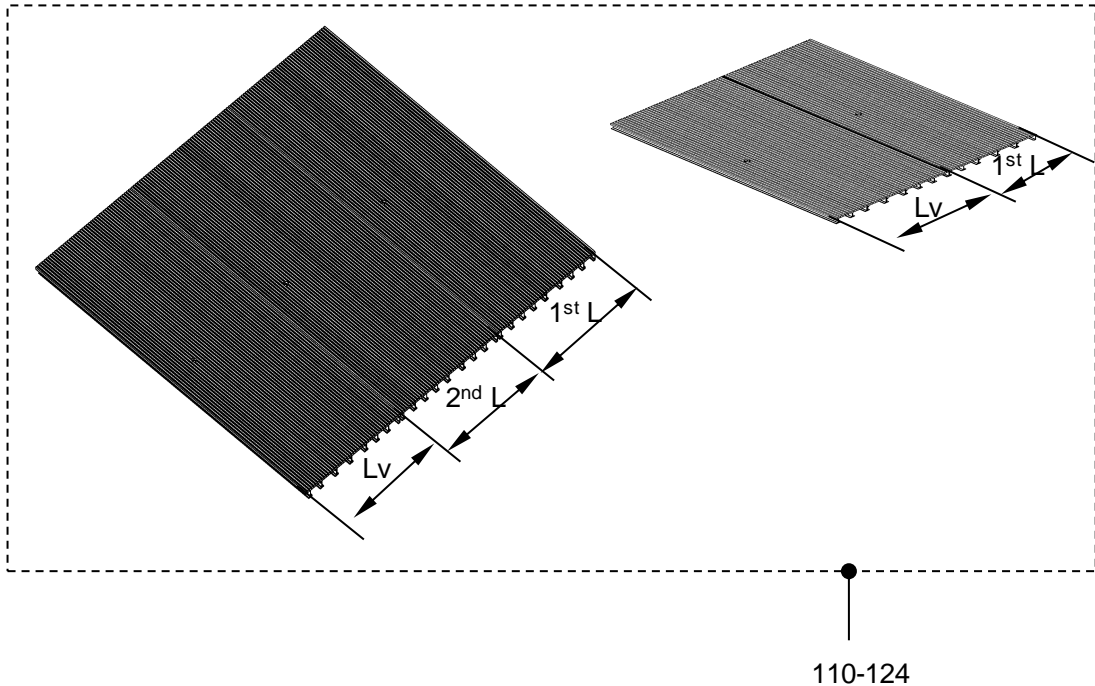
REF. No.	PART No.	DESCRIPTION	TYPE
95	DAA457HR34	1 st floor plate, grooved aluminum w/o coating, UL & LL Length=468	600
96	DAA457HR35		800
97	DAA457HR36		1000
98	DAA457HR40	1 st floor plate, grooved aluminum w/o coating, UL & LL Length=660	600
99	DAA457HR41		800
100	DAA457HR42		1000
101	DAA457HR28	2 nd floor plate, grooved aluminum w/o coating, UL & LL Length=384	600
102	DAA457HR29		800
103	DAA457HR30		1000
104	DAA457HR46	2 nd floor plate, grooved aluminum w/o coating, UL & LL Length=660	600
105	DAA457HR47		800
106	DAA457HR48		1000
107	DAA457HR-V10	Floor plate, grooved aluminum w/o coating, UL & LL Various length (Lv)	600
108	DAA457HR-V11		800
109	DAA457HR-V12		1000

56-DBA26221E

**508NCE / 512NCE / 515NPE-S/
515NPE-L ESCALATOR
Comb & Floor Plate**

Floor plate, for

- 515NPE-L EN/GB, without two stage newel drive, truss extension ≤ 1200



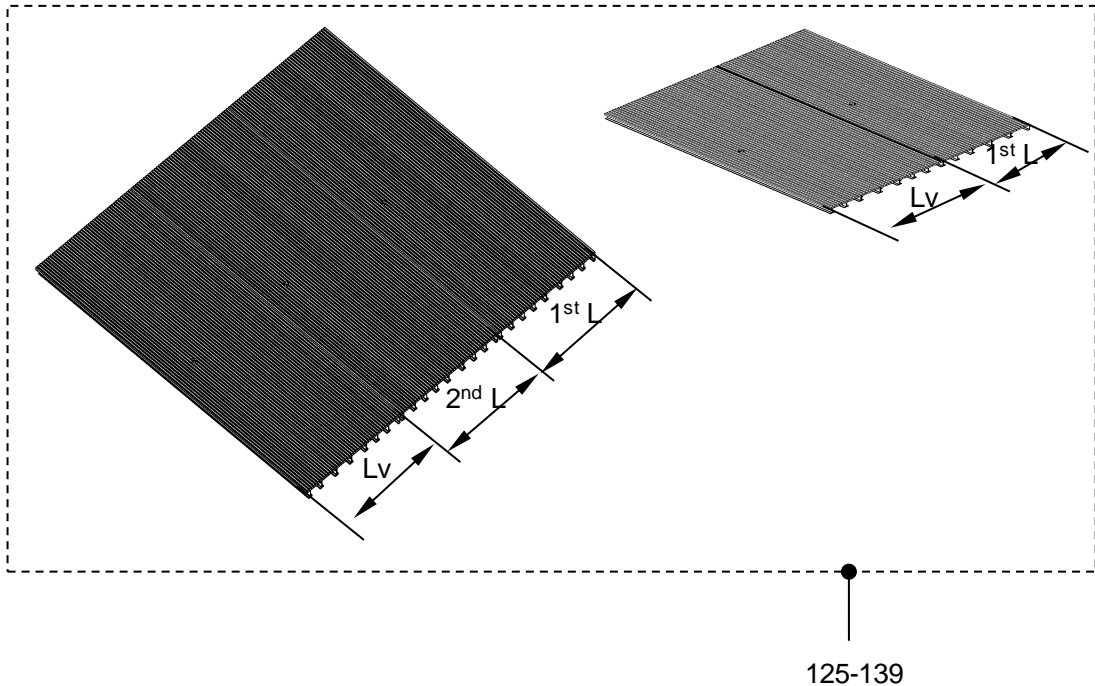
DBA26221E		UPPER LANDING = UL	
REF. No.	PART No.	DESCRIPTION	TYPE
110	DAA457HR37	1 st floor plate, grooved aluminum w/ coating, UL Length=660	600
111	DAA457HR38		800
112	DAA457HR39		1000
113	DAA457HR49	1 st floor plate, grooved aluminum w/ coating, UL Length=768	600
114	DAA457HR50		800
115	DAA457HR51		1000
116	DAA457HR25	2 nd floor plate, grooved aluminum w/ coating, UL Length=384	600
117	DAA457HR26		800
118	DAA457HR27		1000
119	DAA457HR55	2 nd floor plate, grooved aluminum w/ coating, UL Length=768	600
120	DAA457HR56		800
121	DAA457HR57		1000
122	DAA457HR-V7	Floor plate, grooved aluminum w/ coating, UL Various length (Lv)	600
123	DAA457HR-V8		800
124	DAA457HR-V9		1000

**508NCE / 512NCE / 515NPE-S/
515NPE-L ESCALATOR
Comb & Floor Plate**

56-DBA26221E

Floor plate, for

- 515NPE-L EN/GB, without two stage newel drive, truss extension ≤ 1200



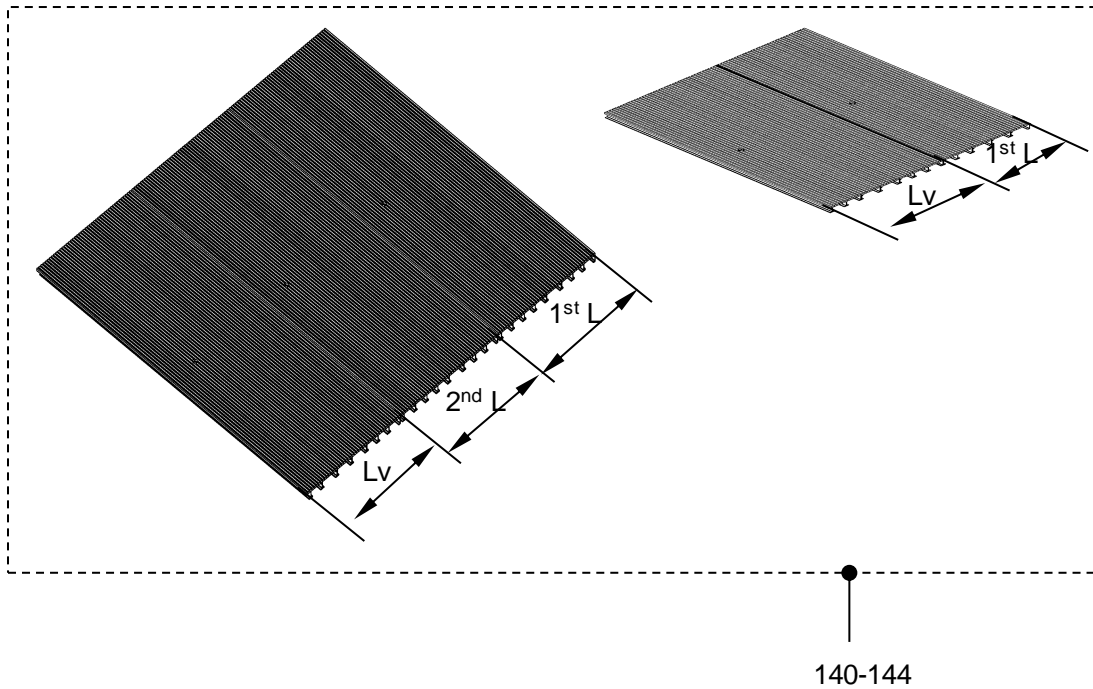
DBA26221E		UPPER LANDING = UL	
REF. No.	PART No.	DESCRIPTION	TYPE
125	DAA457HR40	1 st floor plate, grooved aluminum w/o coating, UL Length=660	600
126	DAA457HR41		800
127	DAA457HR42		1000
128	DAA457HR52	1 st floor plate, grooved aluminum w/o coating, UL Length=768	600
129	DAA457HR53		800
130	DAA457HR54		1000
131	DAA457HR28	2 nd floor plate, grooved aluminum w/o coating, UL Length=384	600
132	DAA457HR29		800
133	DAA457HR30		1000
134	DAA457HR58	2 nd floor plate, grooved aluminum w/o coating, UL Length=768	600
135	DAA457HR59		800
136	DAA457HR60		1000
137	DAA457HR-V10	Floor plate, grooved aluminum w/o coating, UL Various length (Lv)	600
138	DAA457HR-V11		800
139	DAA457HR-V12		1000

56-DBA26221E

**508NCE / 512NCE / 515NPE-S/
515NPE-L ESCALATOR
Comb & Floor Plate**

Floor plate, for

- 515NPE-L EN/GB, with two stage newel drive, truss extension ≤ 1200



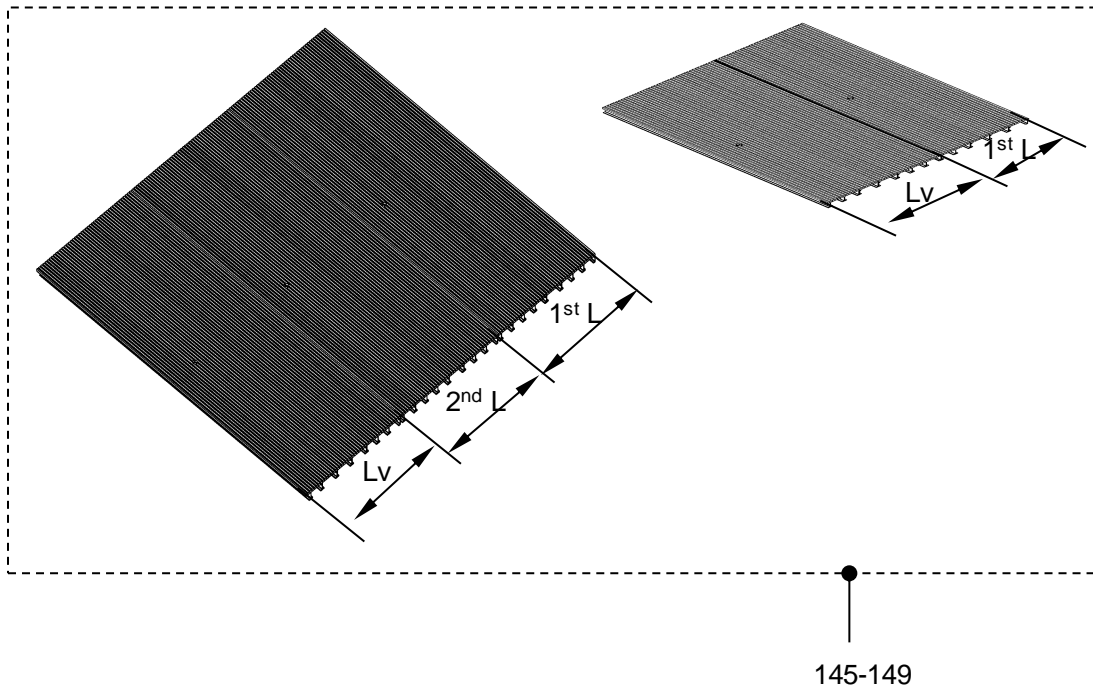
DBA26221E		UPPER LANDING = UL	
REF. No.	PART No.	DESCRIPTION	TYPE
140	DAA457HR139	1 st floor plate, grooved aluminum w/ coating, UL Length=660	1000
141	DAA457HR151	1 st floor plate, grooved aluminum w/ coating, UL Length=768	1000
142	DAA457HR127	2 nd floor plate, grooved aluminum w/ coating, UL Length=384	1000
143	DAA457HR157	2 nd floor plate, grooved aluminum w/ coating, UL Length=768	1000
144	DAA457HR-V109	Floor plate, grooved aluminum w/ coating, UL Various length (Lv)	1000

**508NCE / 512NCE / 515NPE-S/
515NPE-L ESCALATOR
Comb & Floor Plate**

56-DBA26221E

Floor plate, for

- 515NPE-L EN/GB, with two stage newel drive, truss extension ≤ 1200



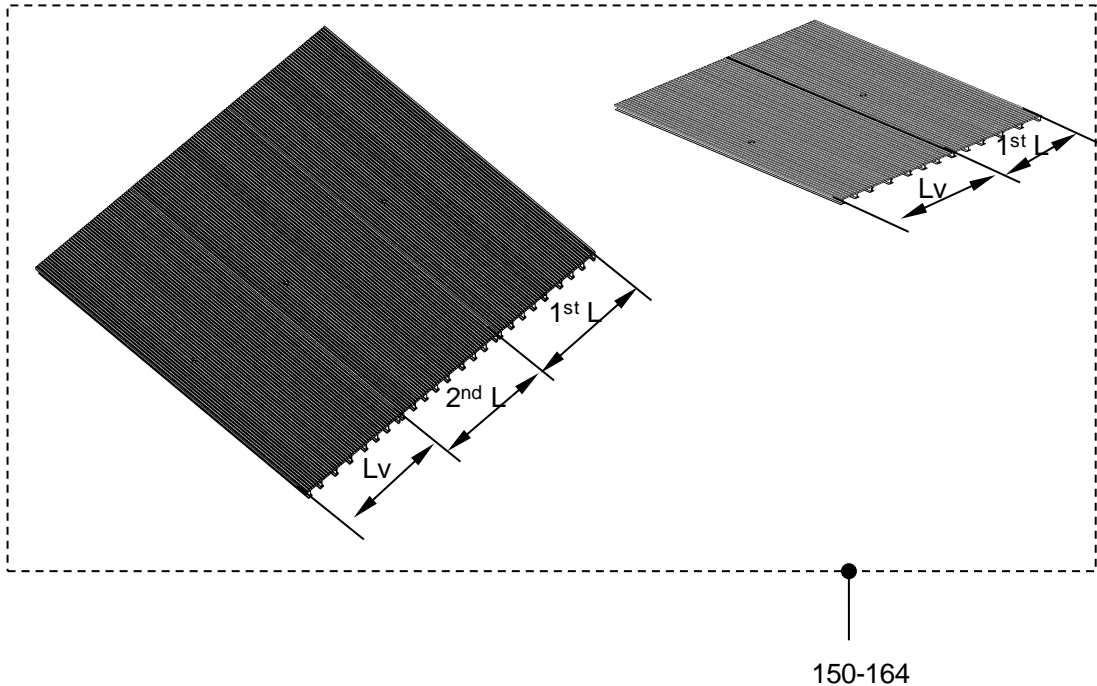
DBA26221E		UPPER LANDING = UL	
REF. No.	PART No.	DESCRIPTION	TYPE
145	DAA457HR142	1 st floor plate, grooved aluminum w/o coating, UL Length=660	1000
146	DAA457HR154	1 st floor plate, grooved aluminum w/o coating, UL Length=768	1000
147	DAA457HR130	2 nd floor plate, grooved aluminum w/o coating, UL Length=384	1000
148	DAA457HR160	2 nd floor plate, grooved aluminum w/o coating, UL Length=768	1000
149	DAA457HR-V112	Floor plate, grooved aluminum w/o coating, UL Various length (Lv)	1000

56-DBA26221E

508NCE / 512NCE / 515NPE-S/ 515NPE-L ESCALATOR Comb & Floor Plate

Floor plate, for

- 515NPE-L EN/GB, without two stage newel drive, truss extension ≤ 1200



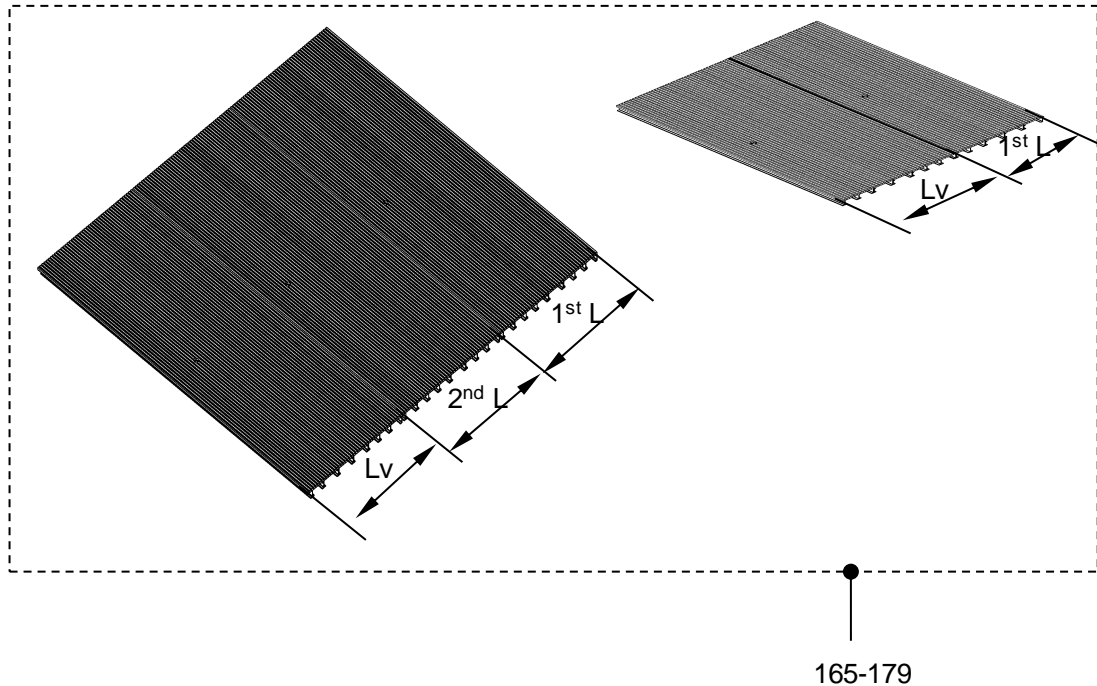
DBA26221E		LOWER LANDING = LL	
REF. No.	PART No.	DESCRIPTION	TYPE
150	DAA457HR31	1 st floor plate, grooved aluminum w/ coating, LL Length=468	600
151	DAA457HR32		800
152	DAA457HR33		1000
153	DAA457HR37	1 st floor plate, grooved aluminum w/ coating, LL Length=660	600
154	DAA457HR38		800
155	DAA457HR39		1000
156	DAA457HR25	2 nd floor plate, grooved aluminum w/ coating, LL Length=384	600
157	DAA457HR26		800
158	DAA457HR27		1000
159	DAA457HR43	2 nd floor plate, grooved aluminum w/ coating, LL Length=660	600
160	DAA457HR44		800
161	DAA457HR45		1000
162	DAA457HR-V7	Floor plate, grooved aluminum w/ coating, LL Various length (Lv)	600
163	DAA457HR-V8		800
164	DAA457HR-V9		1000

**508NCE / 512NCE / 515NPE-S/
515NPE-L ESCALATOR
Comb & Floor Plate**

56-DBA26221E

Floor plate, for

- 515NPE-L EN/GB, without two stage newel drive, truss extension ≤ 1200



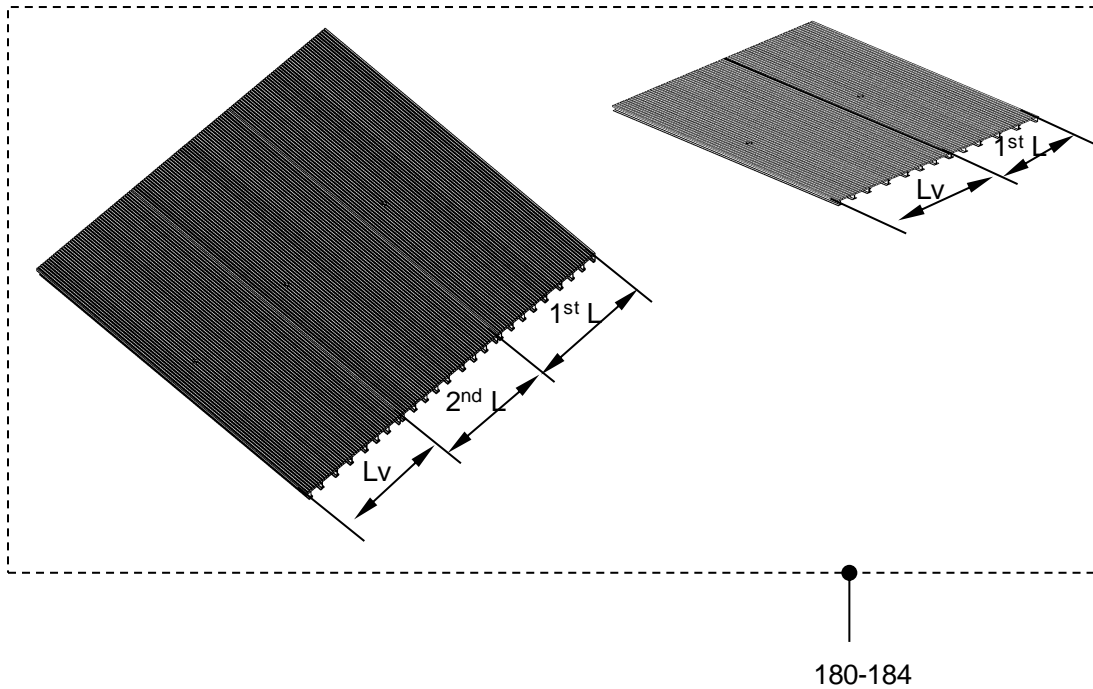
DBA26221E		LOWER LANDING = LL	
REF. No.	PART No.	DESCRIPTION	TYPE
165	DAA457HR34	1 st floor plate, grooved aluminum w/o coating, LL Length=468	600
166	DAA457HR35		800
167	DAA457HR36		1000
168	DAA457HR40	1 st floor plate, grooved aluminum w/o coating, LL Length=660	600
169	DAA457HR41		800
170	DAA457HR42		1000
171	DAA457HR28	2 nd floor plate, grooved aluminum w/o coating, LL Length=384	600
172	DAA457HR29		800
173	DAA457HR30		1000
174	DAA457HR46	2 nd floor plate, grooved aluminum w/o coating, LL Length=660	600
175	DAA457HR47		800
176	DAA457HR48		1000
177	DAA457HR-V10	Floor plate, grooved aluminum w/o coating, LL Various length (Lv)	600
178	DAA457HR-V11		800
179	DAA457HR-V12		1000

56-DBA26221E

**508NCE / 512NCE / 515NPE-S/
515NPE-L ESCALATOR
Comb & Floor Plate**

Floor plate, for

- 515NPE-L EN/GB, with two stage newel drive, truss extension ≤ 1200



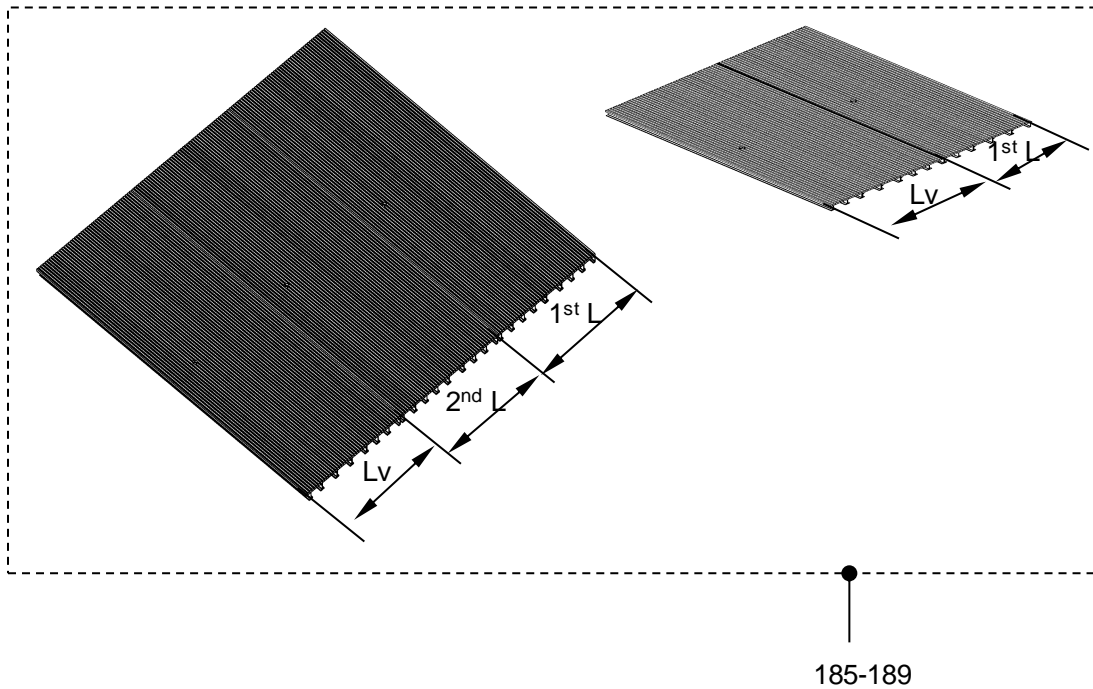
DBA26221E		LOWER LANDING = LL	
REF. No.	PART No.	DESCRIPTION	TYPE
180	DAA457HR133	1 st floor plate, grooved aluminum w/ coating, LL Length=468	1000
181	DAA457HR139	1 st floor plate, grooved aluminum w/ coating, LL Length=660	1000
182	DAA457HR127	2 nd floor plate, grooved aluminum w/ coating, LL Length=384	1000
183	DAA457HR145	2 nd floor plate, grooved aluminum w/ coating, LL Length=660	1000
184	DAA457HR-V109	Floor plate, grooved aluminum w/ coating, LL Various length (Lv)	1000

**508NCE / 512NCE / 515NPE-S/
515NPE-L ESCALATOR
Comb & Floor Plate**

56-DBA26221E

Floor plate, for

- 515NPE-L EN/GB, with two stage newel drive, truss extension ≤ 1200



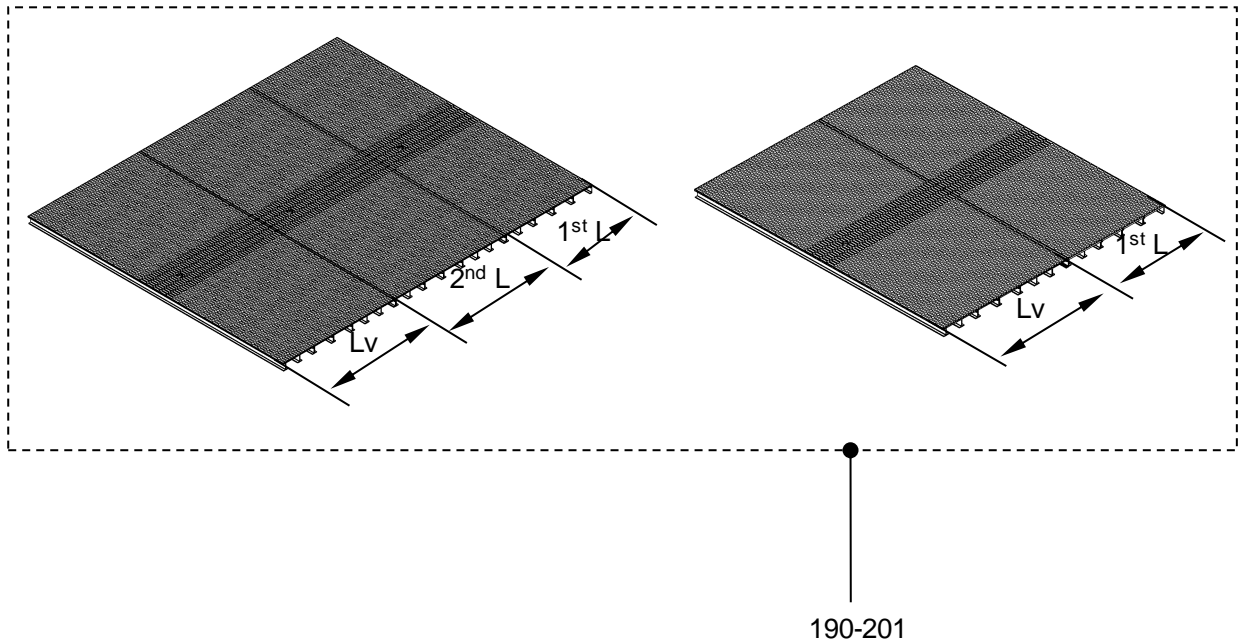
DBA26221E		LOWER LANDING = LL	
REF. No.	PART No.	DESCRIPTION	TYPE
185	DAA457HR136	1 st floor plate, grooved aluminum w/o coating, LL Length=468	1000
186	DAA457HR142	1 st floor plate, grooved aluminum w/o coating, LL Length=660	1000
187	DAA457HR130	2 nd floor plate, grooved aluminum w/o coating, LL Length=384	1000
188	DAA457HR148	2 nd floor plate, grooved aluminum w/o coating, LL Length=660	1000
189	DAA457HR-V112	Floor plate, grooved aluminum w/o coating, LL Various length (Lv)	1000

56-DBA26221E

**508NCE / 512NCE / 515NPE-S/
515NPE-L ESCALATOR
Comb & Floor Plate**

Floor plate, for without two stage newel drive

- 508NCE/515NPE-S/515NPE-L/508NCE-ANSI/512NCE-ANSI



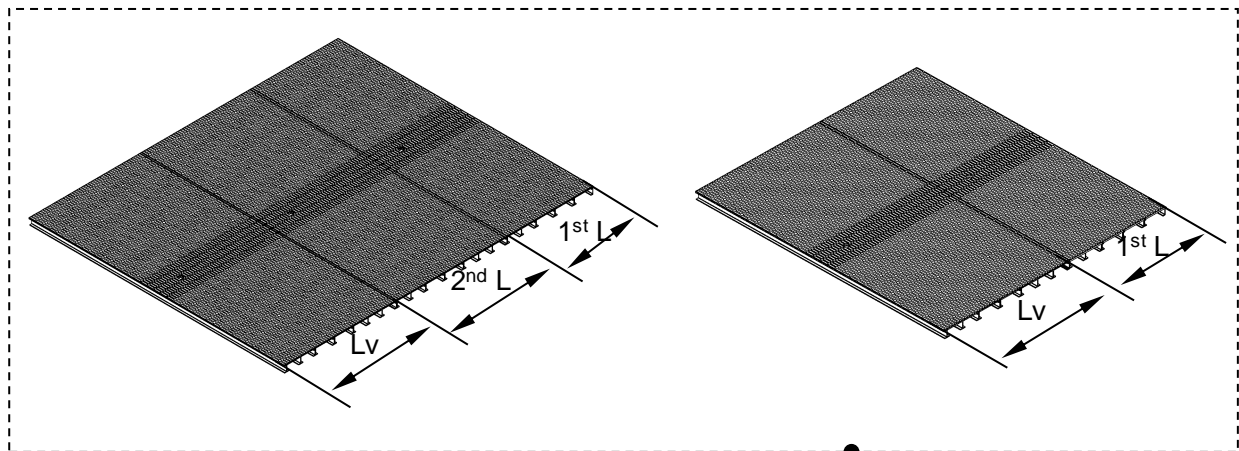
DBA26221E		UPPER LANDING = UL; LOWER LANDING = LL	
REF. No.	PART No.	DESCRIPTION	TYPE
190	DBA457CM1	1 st Floor plate, ST. ST. pattern, w/ coating, UL & LL Length = 468	600
191	DBA457CM2		800
192	DBA457CM3		1000
193	DBA457CM13	2 nd Floor plate, ST. ST. pattern, w/ coating, UL & LL Length = 468	600
194	DBA457CM14		800
195	DBA457CM15		1000
196	DBA457CM7	Floor plate, ST. ST. pattern, w/ coating, UL & LL Length = 252	600
197	DBA457CM8		800
198	DBA457CM9		1000
199	DBA457CM-V1	Floor plate, ST. ST. pattern, w/ coating, UL & LL Various Length	600
200	DBA457CM-V2		800
201	DBA457CM-V3		1000

**508NCE / 512NCE / 515NPE-S/
515NPE-L ESCALATOR
Comb & Floor Plate**

56-DBA26221E

Floor plate, for without two stage newel drive

- 508NCE/515NPE-S/515NPE-L/508NCE-ANSI/512NCE-ANSI



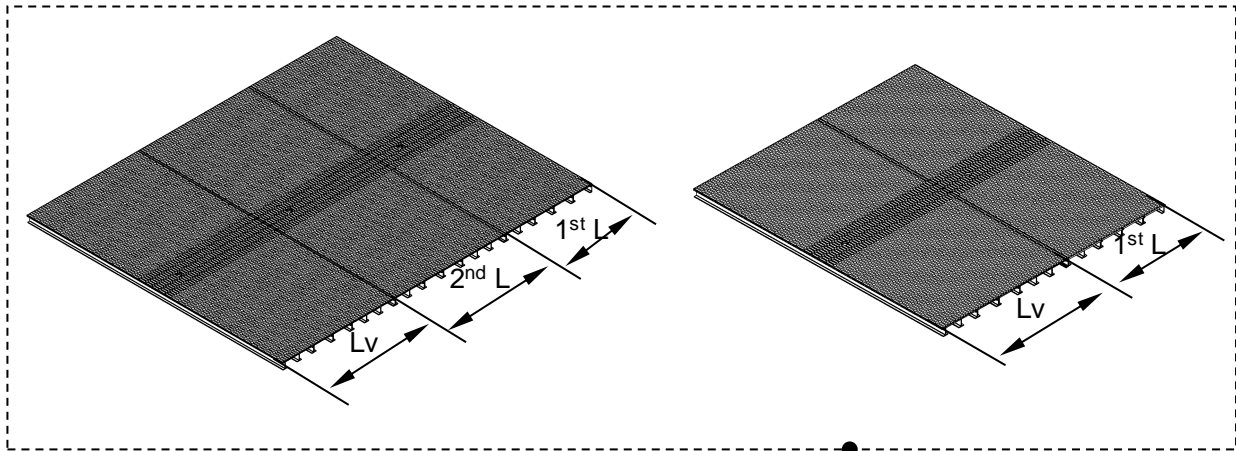
202-213

DBA26221E		UPPER LANDING = UL; LOWER LANDING = LL	
REF. No.	PART No.	DESCRIPTION	TYPE
202	DBA457CM4	1 st Floor plate, ST. ST. pattern, w/o coating, UL & LL Length = 468	600
203	DBA457CM5		800
204	DBA457CM6		1000
205	DBA457CM16	2 nd Floor plate, ST. ST. pattern, w/o coating, UL & LL Length = 468	600
206	DBA457CM17		800
207	DBA457CM18		1000
208	DBA457CM10	Floor plate, ST. ST. pattern, w/o coating, UL & LL Length = 252	600
209	DBA457CM11		800
210	DBA457CM12		1000
211	DBA457CM-V4	Floor plate, ST. ST. pattern, w/o coating, UL & LL Various Length	600
212	DBA457CM-V5		800
213	DBA457CM-V6		1000

56-DBA26221E

**508NCE / 512NCE / 515NPE-S/
515NPE-L ESCALATOR
Comb & Floor Plate**

Floor plate, for with two stage newel drive
- 515NPE-L



214-217

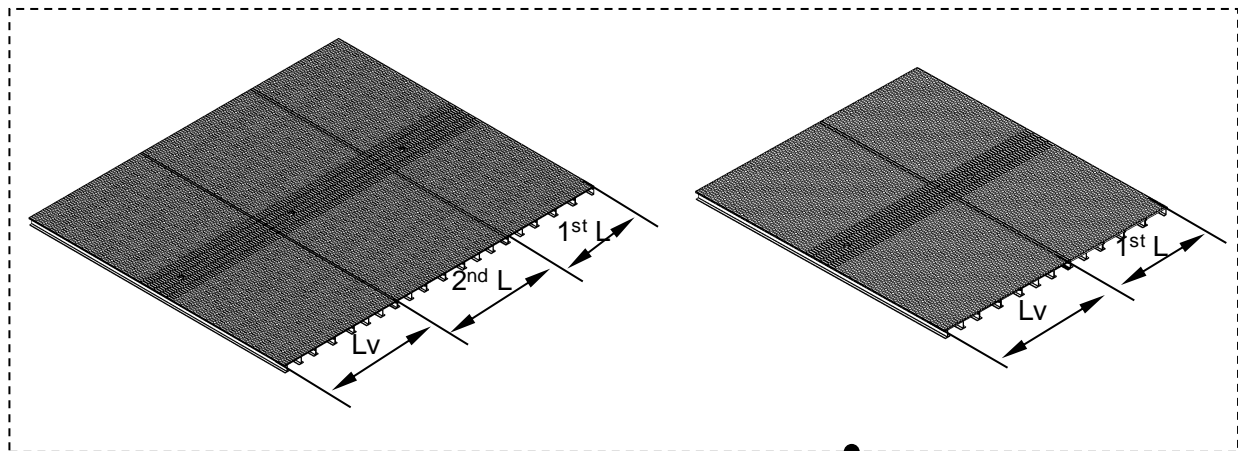
DBA26221E		UPPER LANDING = UL; LOWER LANDING = LL	
REF. No.	PART No.	DESCRIPTION	TYPE
214	DBA457CM103	1 st Floor plate, ST. ST. pattern, w/ coating, UL & LL Length = 468	1000
215	DBA457CM115	2 nd Floor plate, ST. ST. pattern, w/ coating, UL & LL Length = 468	1000
216	DBA457CM109	Floor plate, ST. ST. pattern, w/ coating, UL & LL Length = 252	1000
217	DBA457CM-V103	Floor plate, ST. ST. pattern, w/ coating, UL & LL Various Length	1000

**508NCE / 512NCE / 515NPE-S/
515NPE-L ESCALATOR
Comb & Floor Plate**

56-DBA26221E

Floor plate, for with two stage newel drive

- 515NPE-L



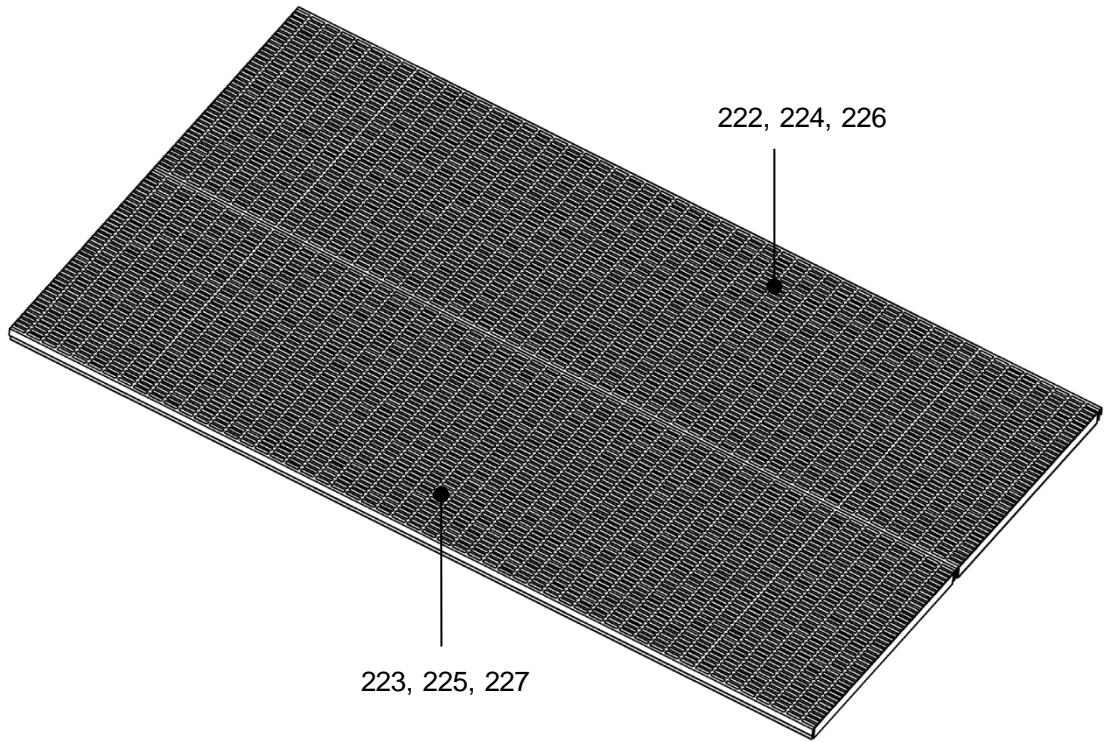
218-221

DBA26221E		UPPER LANDING = UL; LOWER LANDING = LL	
REF. No.	PART No.	DESCRIPTION	TYPE
218	DBA457CM106	1 st Floor plate, ST. ST. pattern, w/o coating, UL & LL Length = 468	1000
219	DBA457CM118	2 nd Floor plate, ST. ST. pattern, w/o coating, UL & LL Length = 468	1000
220	DBA457CM112	Floor plate, ST. ST. pattern, w/o coating, UL & LL Length = 252	1000
221	DBA457CM-V106	Floor plate, ST. ST. pattern, w/o coating, UL & LL Various Length	1000

56-DBA26221E

**508NCE / 512NCE / 515NPE-S/
515NPE-L ESCALATOR
Comb & Floor Plate**

Floor plate upper landing, for
- 508NCE-ANSI, NOT FOR SEISMIC SUPPORT

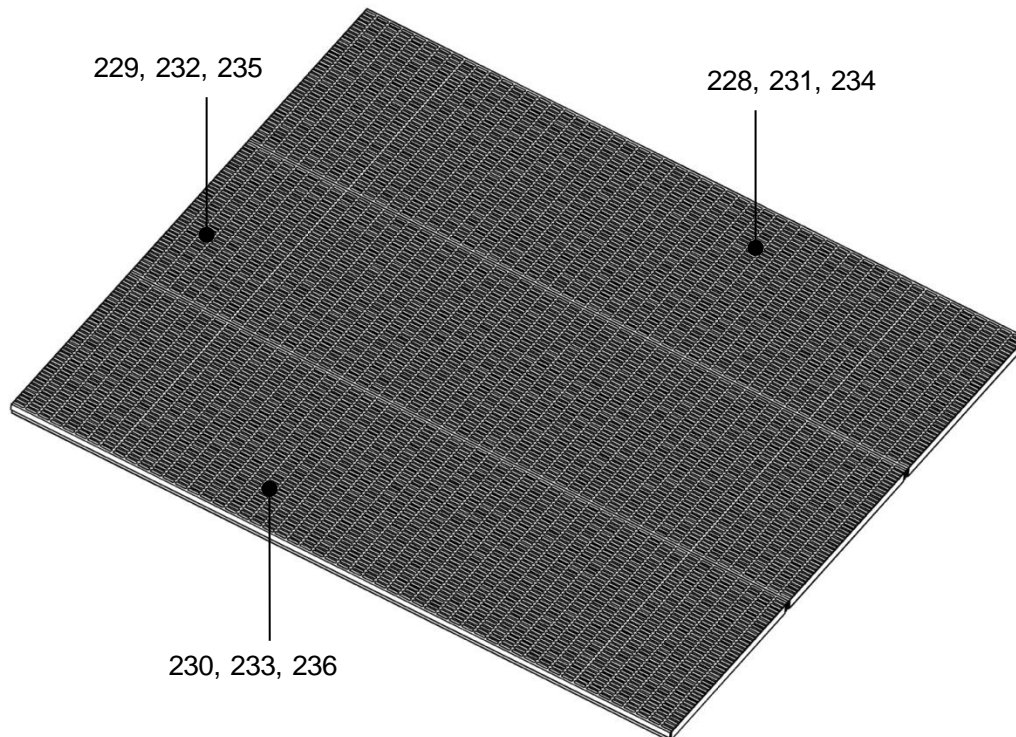


DBA26221E		UPPER LANDING = UL	
REF. No.	PART No.	DESCRIPTION	TYPE
222	DBA457ED116	Floor plate, ST. ST. w/ coating, UL	600
223	DBA457ED1		
224	DBA457ED117	Floor plate, ST. ST. w/ coating, UL	800
225	DBA457ED2		
226	DBA457ED118	Floor plate, ST. ST. w/ coating, UL	1000
227	DBA457ED3		

**508NCE / 512NCE / 515NPE-S/
515NPE-L ESCALATOR
Comb & Floor Plate**

56-DBA26221E

Floor plate upper landing, for
- 512NCE-ANSI, NOT FOR SEISMIC SUPPORT



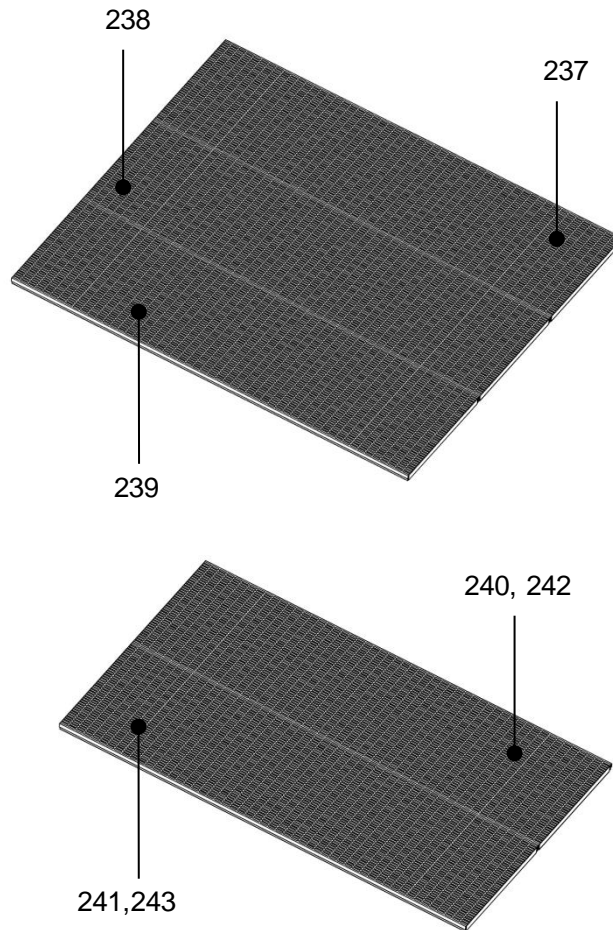
DBA26221E		UPPER LANDING = UL	
REF. No.	PART No.	DESCRIPTION	TYPE
228	DBA457ED110	Floor plate, ST. ST. w/ coating, UL	600
229	DBA457ED110		
230	DBA457ED4		
231	DBA457ED111	Floor plate, ST. ST. w/ coating, UL	800
232	DBA457ED111		
233	DBA457ED5		
234	DBA457ED112	Floor plate, ST. ST. w/ coating, UL	1000
235	DBA457ED112		
236	DBA457ED6		

56-DBA26221E

508NCE / 512NCE / 515NPE-S/ 515NPE-L ESCALATOR Comb & Floor Plate

Floor plate upper landing, for

- 508NCE (EN115-2008/GB16899-2011 & EN115:1995 W/O PIEZO/GB16899-1997 W/O PIEZO)



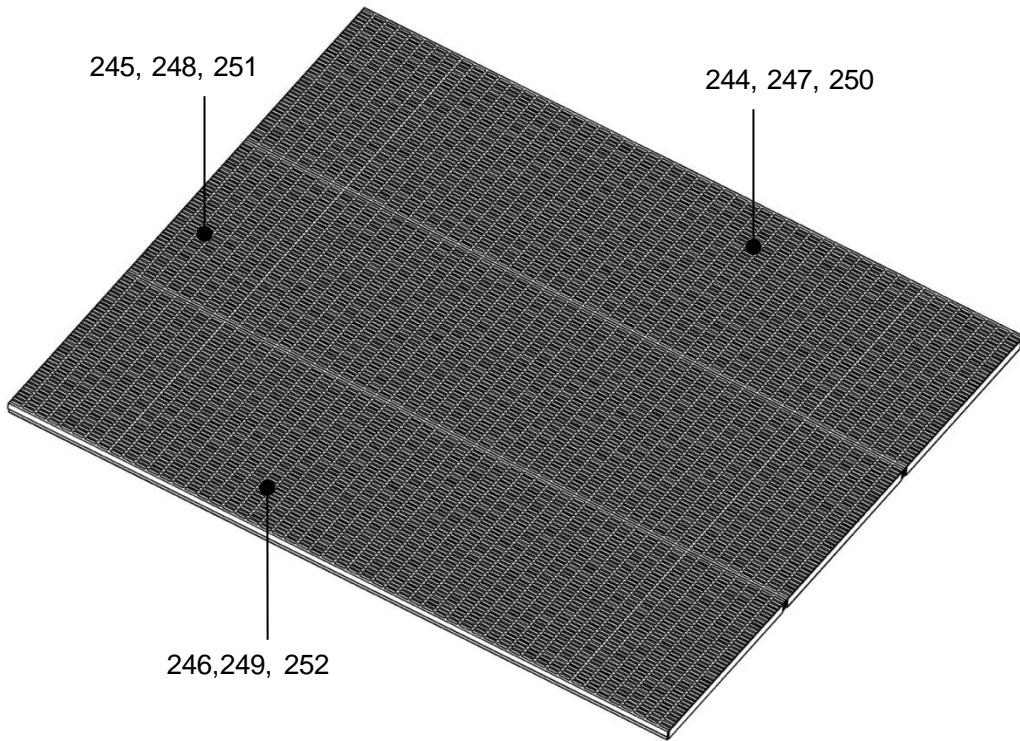
DBA26221E		UPPER LANDING = UL	
REF. No.	PART No.	DESCRIPTION	TYPE
237	DBA457ED104	Floor plate, ST. ST. w/ coating, UL	600
238	DBA457ED116		
239	DBA457ED7		
240	DBA457ED105	Floor plate, ST. ST. w/ coating, UL	800
241	DBA457ED2		
242	DBA457ED106	Floor plate, ST. ST. w/ coating, UL	1000
243	DBA457ED3		

**508NCE / 512NCE / 515NPE-S/
515NPE-L ESCALATOR
Comb & Floor Plate**

56-DBA26221E

Floor plate upper landing, for

- 515NPE-S (EN115-2008/GB16899-2011 & EN115:1995 W/O PIEZO/GB16899-1997 W/O PIEZO)



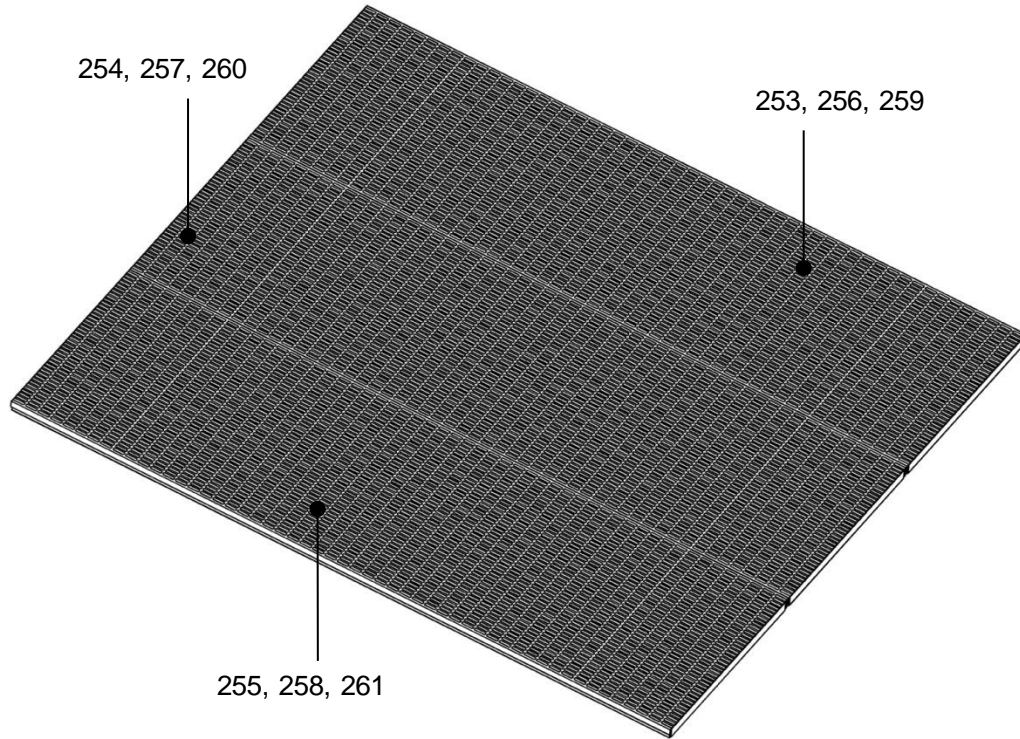
DBA26221E		UPPER LANDING = UL	
REF. No.	PART No.	DESCRIPTION	TYPE
244	DBA457ED125	Floor plate, ST. ST. w/ coating, UL	600
245	DBA457ED125		
246	DBA457ED7		
247	DBA457ED111	Floor plate, ST. ST. w/ coating, UL	800
248	DBA457ED111		
249	DBA457ED5		
250	DBA457ED112	Floor plate, ST. ST. w/ coating, UL	1000
251	DBA457ED112		
252	DBA457ED6		

56-DBA26221E

508NCE / 512NCE / 515NPE-S/ 515NPE-L ESCALATOR Comb & Floor Plate

Floor plate upper landing, for

- 515NPE-L (EN115-2008/GB16899-2011 & EN115:1995 W/O PIEZO/GB16899-1997 W/O PIEZO)



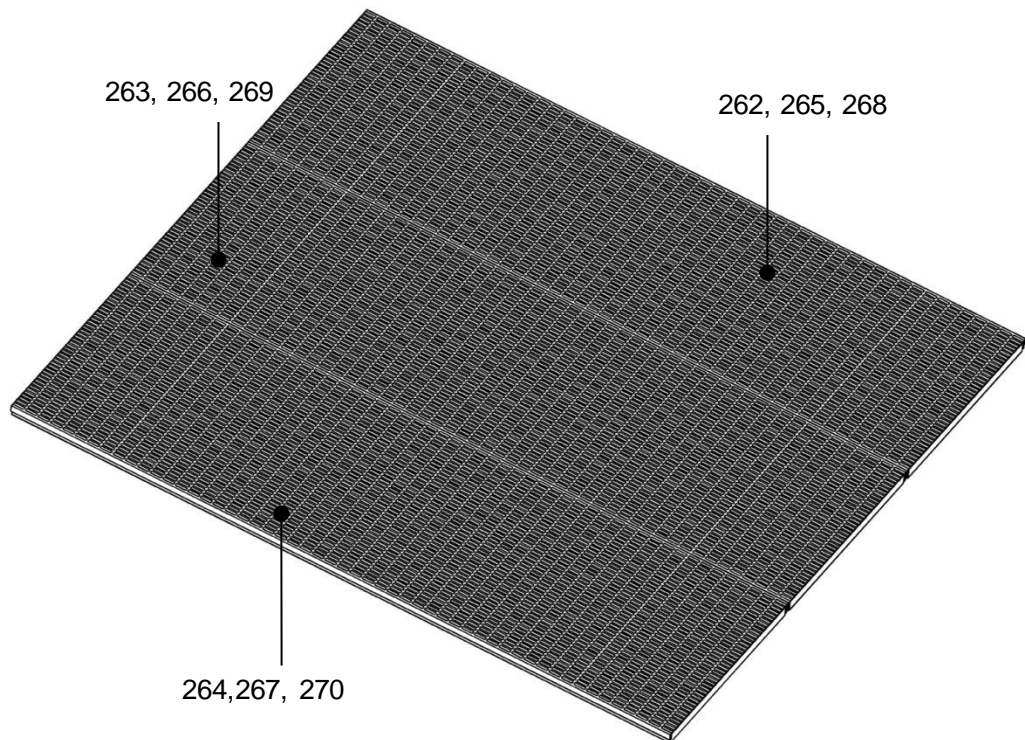
DBA26221E		UPPER LANDING = UL	
REF. No.	PART No.	DESCRIPTION	TYPE
253	DBA457ED126	Floor plate, ST. ST. w/ coating, UL	600
254	DBA457ED126		
255	DBA457ED7		
256	DBA457ED111	Floor plate, ST. ST. w/ coating, UL	800
257	DBA457ED111		
258	DBA457ED2		
259	DBA457ED112	Floor plate, ST. ST. w/ coating, UL	1000
260	DBA457ED112		
261	DBA457ED3		

**508NCE / 512NCE / 515NPE-S/
515NPE-L ESCALATOR
Comb & Floor Plate**

56-DBA26221E

Floor plate upper landing, for

- 508NCE (EN115:1995 W/ PIEZO & GB16899-1997 W/ PIEZO)



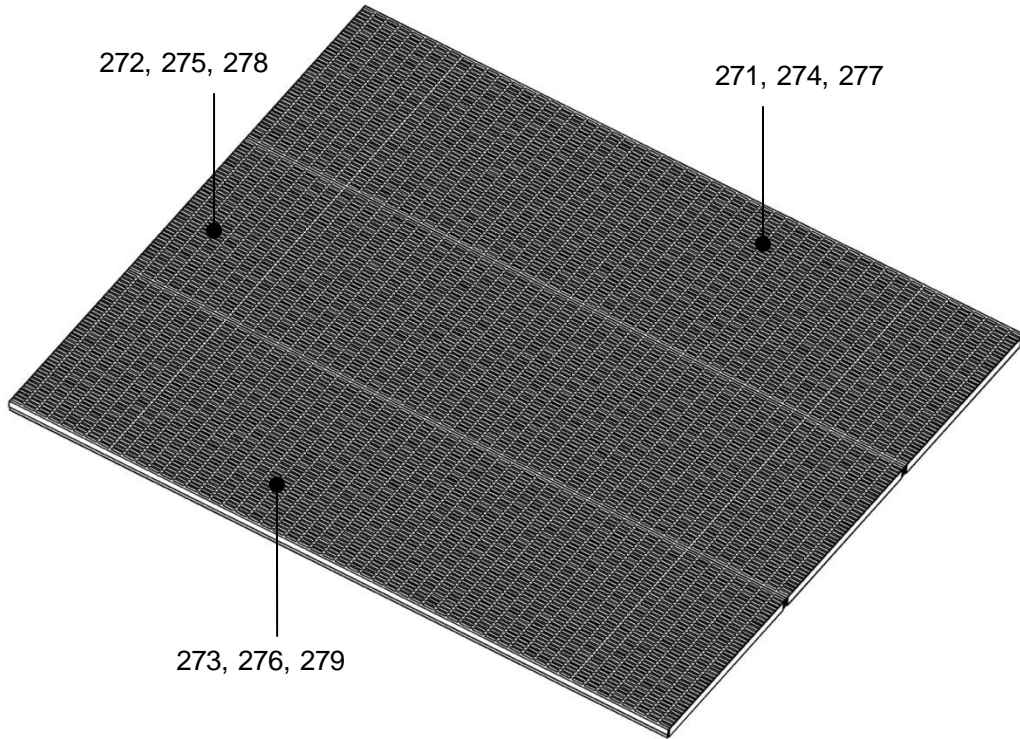
DBA26221E		UPPER LANDING = UL	
REF. No.	PART No.	DESCRIPTION	TYPE
262	DBA457ED104	Floor plate, ST. ST. w/ coating, UL	600
263	DBA457ED116		
264	DBA457ED7		
265	DBA457ED108	Floor plate, ST. ST. w/ coating, UL	800
266	DBA457ED128		
267	DBA457ED5		
268	DBA457ED109	Floor plate, ST. ST. w/ coating, UL	1000
269	DBA457ED129		
270	DBA457ED6		

56-DBA26221E

508NCE / 512NCE / 515NPE-S/ 515NPE-L ESCALATOR Comb & Floor Plate

Floor plate upper landing, for

- 515NPE-S (EN115:1995 W/ PIEZO & GB16899-1997 W/ PIEZO)



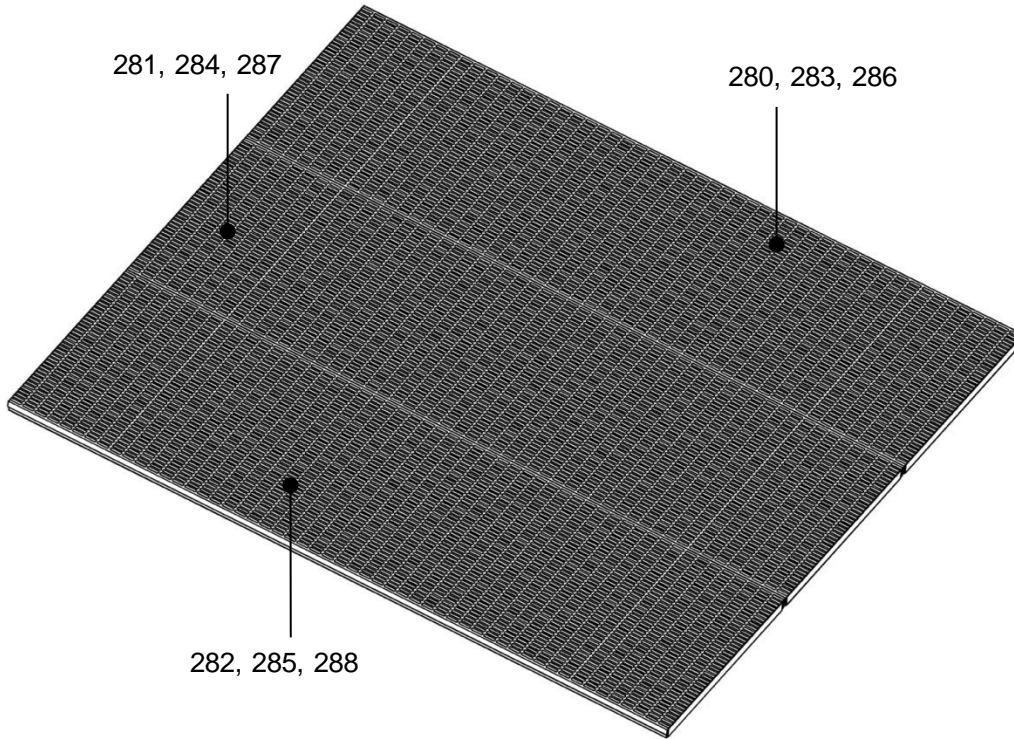
DBA26221E		UPPER LANDING = UL	
REF. No.	PART No.	DESCRIPTION	TYPE
271	DBA457ED125	Floor plate, ST. ST. w/ coating, UL	600
272	DBA457ED125		
273	DBA457ED7		
274	DBA457ED111	Floor plate, ST. ST. w/ coating, UL	800
275	DBA457ED111		
276	DBA457ED5		
277	DBA457ED112	Floor plate, ST. ST. w/ coating, UL	1000
278	DBA457ED112		
279	DBA457ED6		

**508NCE / 512NCE / 515NPE-S/
515NPE-L ESCALATOR
Comb & Floor Plate**

56-DBA26221E

Floor plate upper landing, for

- 515NPE-L (EN115:1995 W/ PIEZO & GB16899-1997 W/ PIEZO)

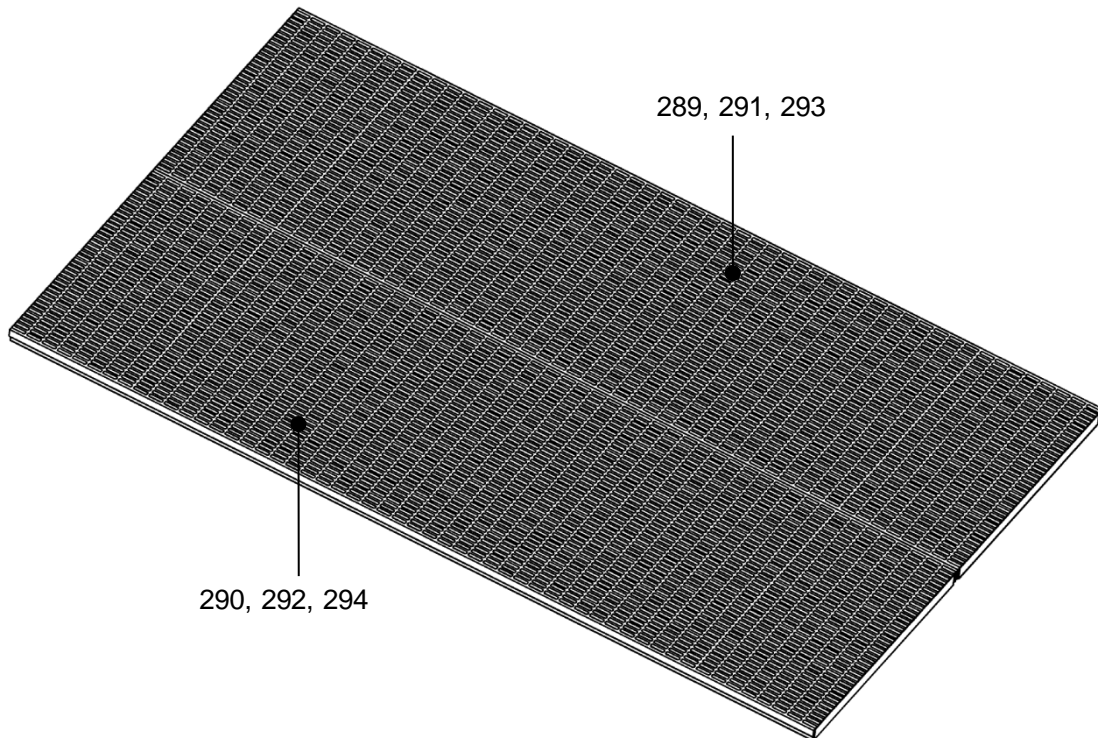


DBA26221E		UPPER LANDING = UL	
REF. No.	PART No.	DESCRIPTION	TYPE
280	DBA457ED126	Floor plate, ST. ST. w/ coating, UL	600
281	DBA457ED126		
282	DBA457ED7		
283	DBA457ED111	Floor plate, ST. ST. w/ coating, UL	800
284	DBA457ED111		
285	DBA457ED2		
286	DBA457ED112	Floor plate, ST. ST. w/ coating, UL	1000
287	DBA457ED112		
288	DBA457ED3		

56-DBA26221E

508NCE / 512NCE / 515NPE-S/ 515NPE-L ESCALATOR Comb & Floor Plate

Floor plate upper landing, for
- 508NCE-ANSI, NOT FOR SEISMIC SUPPORT

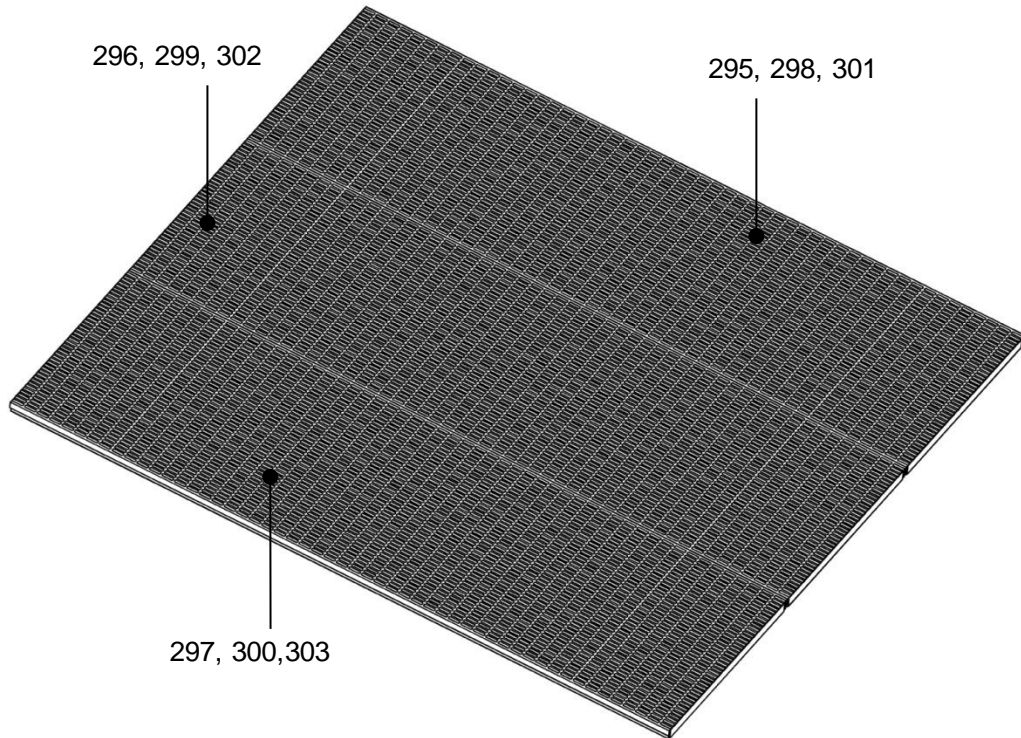


DBA26221E		UPPER LANDING = UL	
REF. No.	PART No.	DESCRIPTION	TYPE
289	DBA457ED616	Floor plate, ST. ST. w/o coating, UL	600
290	DBA457ED501		
291	DBA457ED617	Floor plate, ST. ST. w/o coating, UL	800
292	DBA457ED502		
293	DBA457ED618	Floor plate, ST. ST. w/o coating, UL	1000
294	DBA457ED503		

**508NCE / 512NCE / 515NPE-S/
515NPE-L ESCALATOR
Comb & Floor Plate**

56-DBA26221E

Floor plate upper landing, for
- 512NCE-ANSI, NOT FOR SEISMIC SUPPORT



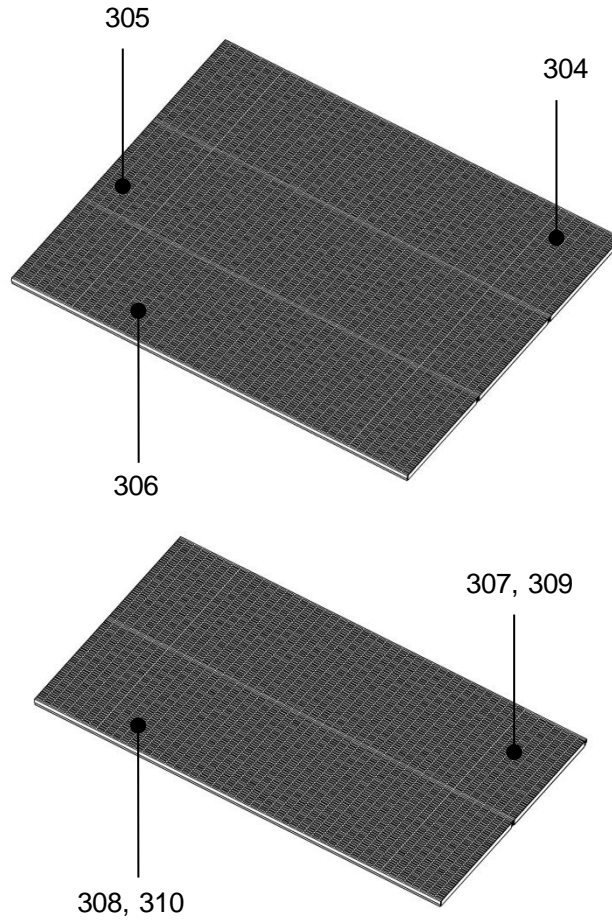
DBA26221E		UPPER LANDING = UL	
REF. No.	PART No.	DESCRIPTION	TYPE
295	DBA457ED610	Floor plate, ST. ST. w/o coating, UL	600
296	DBA457ED610		
297	DBA457ED504		
298	DBA457ED611	Floor plate, ST. ST. w/o coating, UL	800
299	DBA457ED611		
300	DBA457ED505		
301	DBA457ED612	Floor plate, ST. ST. w/o coating, UL	1000
302	DBA457ED612		
303	DBA457ED506		

56-DBA26221E

508NCE / 512NCE / 515NPE-S/ 515NPE-L ESCALATOR Comb & Floor Plate

Floor plate upper landing, for

- 508NCE (EN115-2008/GB16899-2011 & EN115:1995 W/O PIEZO/GB16899-1997 W/O PIEZO)



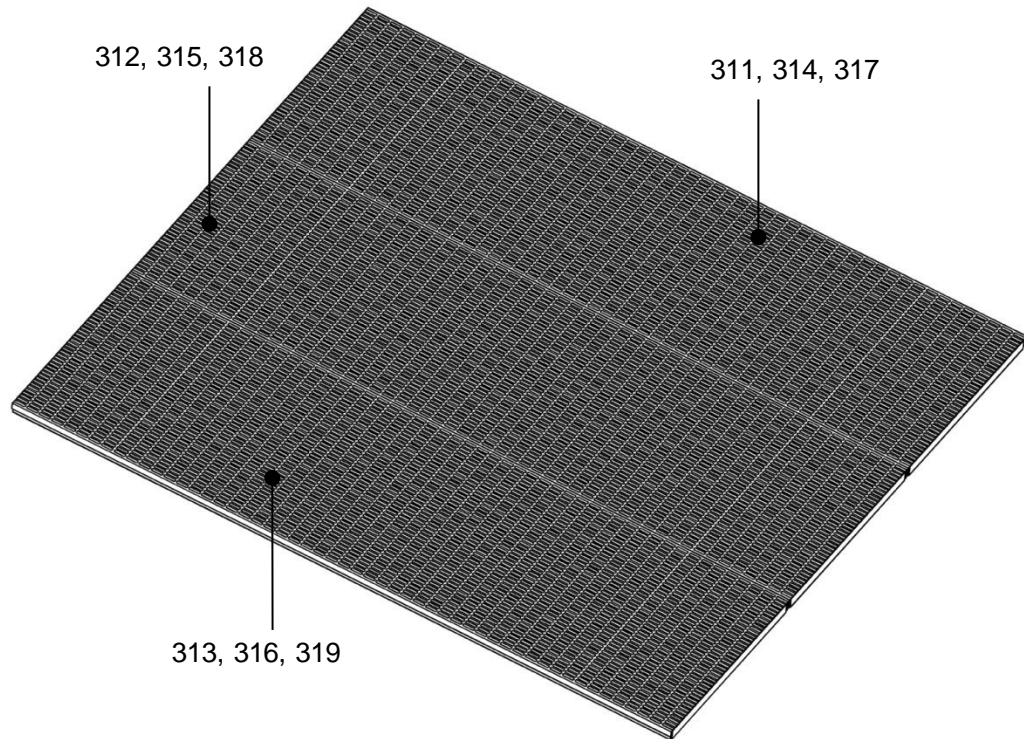
DBA26221E		UPPER LANDING = UL	
REF. No.	PART No.	DESCRIPTION	TYPE
304	DBA457ED604	Floor plate, ST. ST. w/o coating, UL	600
305	DBA457ED616		
306	DBA457ED507		
307	DBA457ED605	Floor plate, ST. ST. w/o coating, UL	800
308	DBA457ED502		
309	DBA457ED606	Floor plate, ST. ST. w/o coating, UL	1000
310	DBA457ED503		

**508NCE / 512NCE / 515NPE-S/
515NPE-L ESCALATOR
Comb & Floor Plate**

56-DBA26221E

Floor plate upper landing, for

- 515NPE-S (EN115-2008/GB16899-2011 & EN115:1995 W/O PIEZO/GB16899-1997 W/O PIEZO)



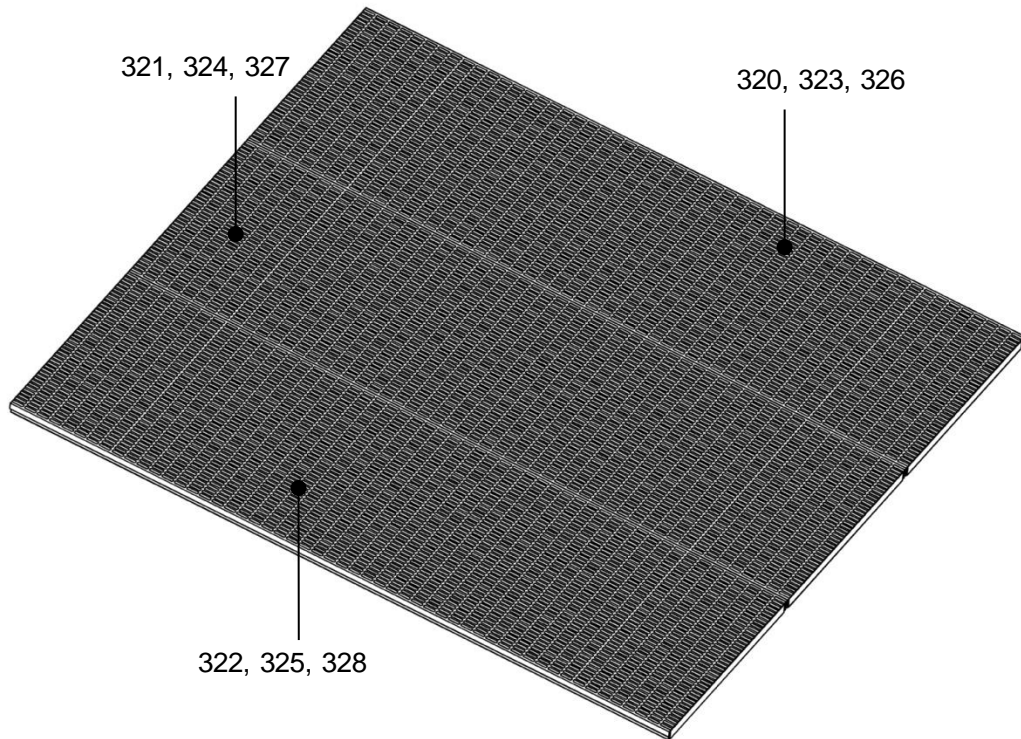
DBA26221E		UPPER LANDING = UL	
REF. No.	PART No.	DESCRIPTION	TYPE
311	DBA457ED625	Floor plate, ST. ST. w/o coating, UL	600
312	DBA457ED625		
313	DBA457ED507		
314	DBA457ED611	Floor plate, ST. ST. w/o coating, UL	800
315	DBA457ED611		
316	DBA457ED505		
317	DBA457ED612	Floor plate, ST. ST. w/o coating, UL	1000
318	DBA457ED612		
319	DBA457ED506		

56-DBA26221E

**508NCE / 512NCE / 515NPE-S/
515NPE-L ESCALATOR
Comb & Floor Plate**

Floor plate upper landing, for

- 515NPE-L (EN115-2008/GB16899-2011 & EN115:1995 W/O PIEZO/GB16899-1997 W/O PIEZO)



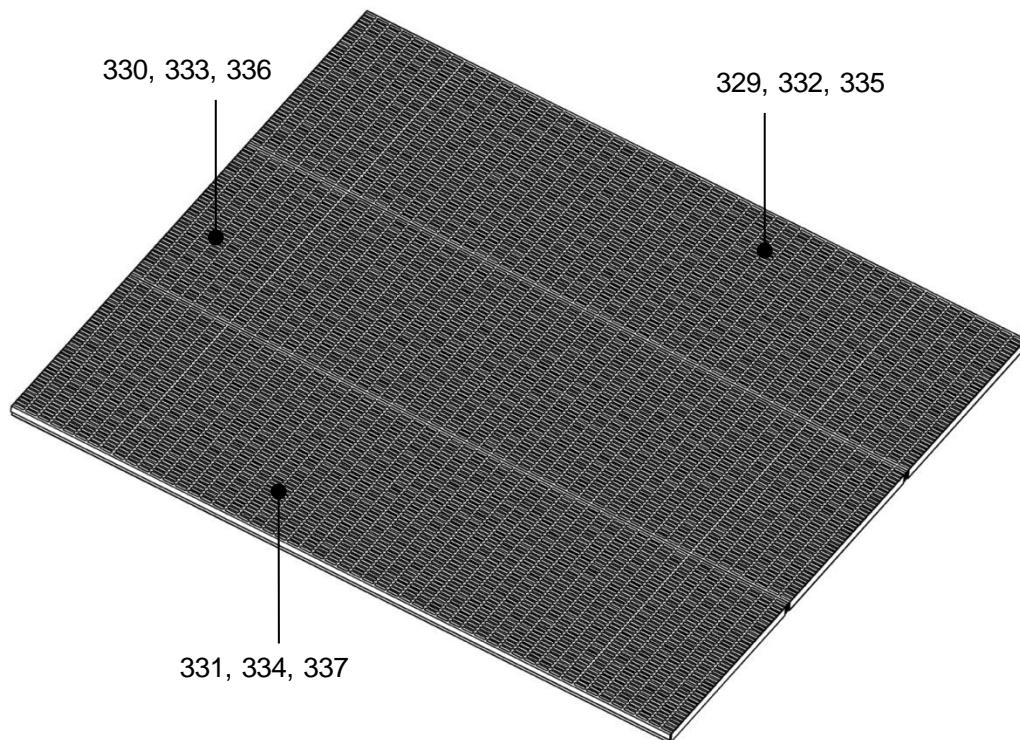
DBA26221E		UPPER LANDING = UL	
REF. No.	PART No.	DESCRIPTION	TYPE
320	DBA457ED626	Floor plate, ST. ST. w/o coating, UL	600
321	DBA457ED626		
322	DBA457ED507		
323	DBA457ED611	Floor plate, ST. ST. w/o coating, UL	800
324	DBA457ED611		
325	DBA457ED502		
326	DBA457ED612	Floor plate, ST. ST. w/o coating, UL	1000
327	DBA457ED612		
328	DBA457ED503		

**508NCE / 512NCE / 515NPE-S/
515NPE-L ESCALATOR
Comb & Floor Plate**

56-DBA26221E

Floor plate upper landing, for

- 508NCE (EN115:1995 W/ PIEZO & GB16899-1997 W/ PIEZO)



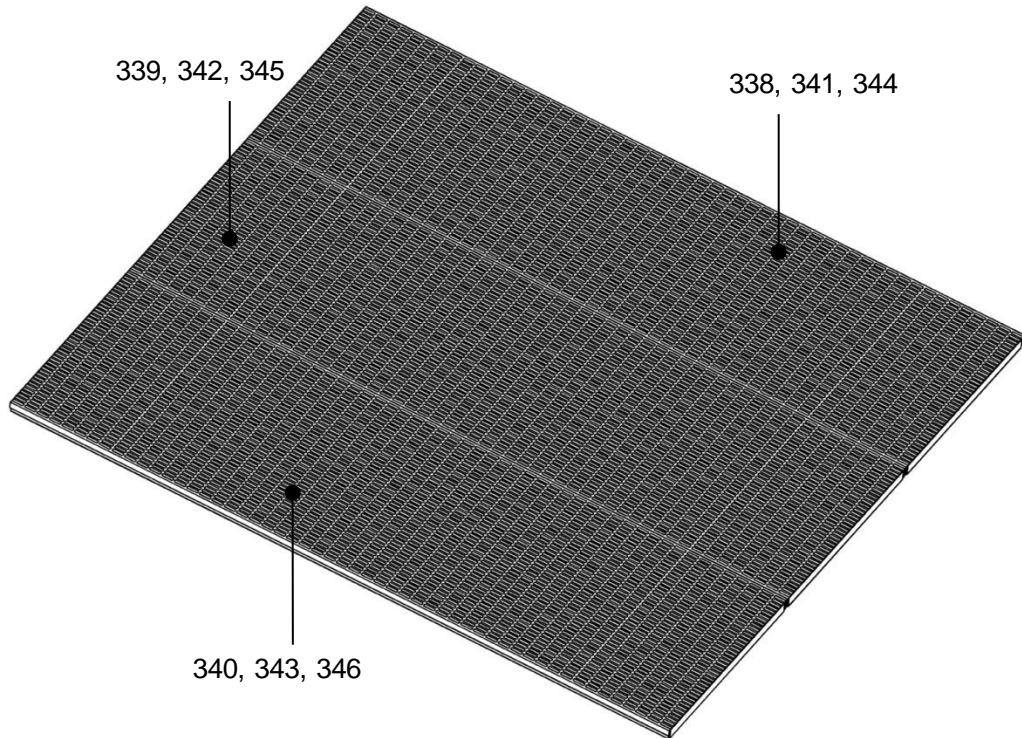
DBA26221E		UPPER LANDING = UL	
REF. No.	PART No.	DESCRIPTION	TYPE
329	DBA457ED604	Floor plate, ST. ST. w/o coating, UL	600
330	DBA457ED616		
331	DBA457ED507		
332	DBA457ED608	Floor plate, ST. ST. w/o coating, UL	800
333	DBA457ED628		
334	DBA457ED505		
335	DBA457ED609	Floor plate, ST. ST. w/o coating, UL	1000
336	DBA457ED629		
337	DBA457ED506		

56-DBA26221E

**508NCE / 512NCE / 515NPE-S/
515NPE-L ESCALATOR
Comb & Floor Plate**

Floor plate upper landing, for

- 515NPE-S (EN115:1995 W/ PIEZO & GB16899-1997 W/ PIEZO)



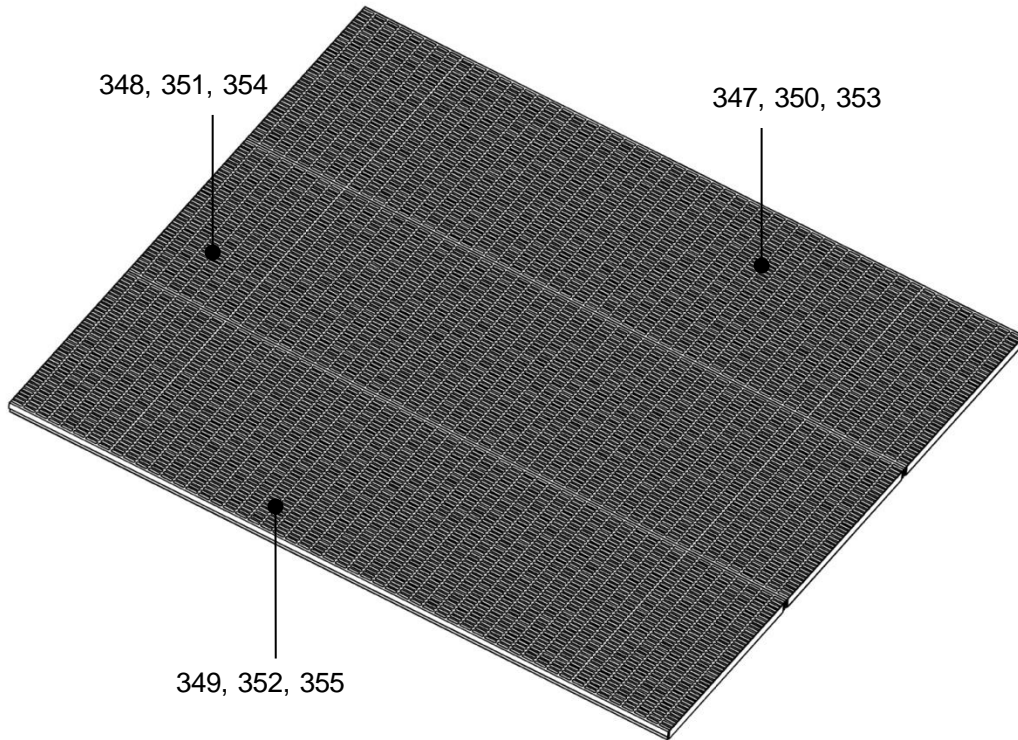
DBA26221E		UPPER LANDING = UL	
REF. No.	PART No.	DESCRIPTION	TYPE
338	DBA457ED625	Floor plate, ST. ST. w/o coating, UL	600
339	DBA457ED625		
340	DBA457ED507		
341	DBA457ED611	Floor plate, ST. ST. w/o coating, UL	800
342	DBA457ED611		
343	DBA457ED505		
344	DBA457ED612	Floor plate, ST. ST. w/o coating, UL	1000
345	DBA457ED612		
346	DBA457ED506		

**508NCE / 512NCE / 515NPE-S/
515NPE-L ESCALATOR
Comb & Floor Plate**

56-DBA26221E

Floor plate upper landing, for

- 515NPE-L (EN115:1995 W/ PIEZO & GB16899-1997 W/ PIEZO)

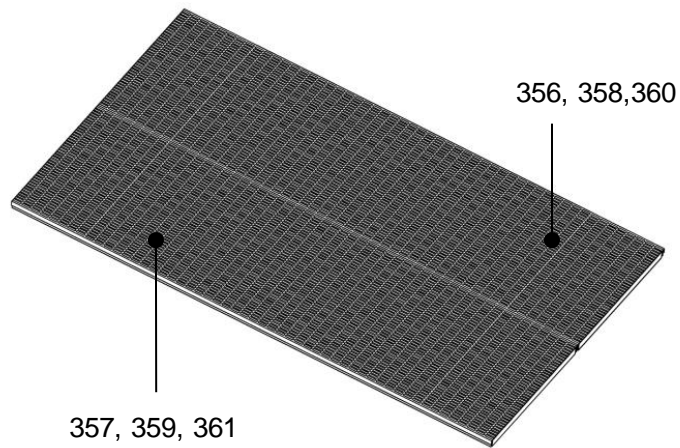


DBA26221E		UPPER LANDING = UL	
REF. No.	PART No.	DESCRIPTION	TYPE
347	DBA457ED626	Floor plate, ST. ST. w/o coating, UL	600
348	DBA457ED626		
349	DBA457ED507		
350	DBA457ED611	Floor plate, ST. ST. w/o coating, UL	800
351	DBA457ED611		
352	DBA457ED502		
353	DBA457ED612	Floor plate, ST. ST. w/o coating, UL	1000
354	DBA457ED612		
355	DBA457ED503		

56-DBA26221E

**508NCE / 512NCE / 515NPE-S/
515NPE-L ESCALATOR
Comb & Floor Plate**

Floor plate lower landing, for
- 508NCE-ANSI, NOT FOR SEISMIC SUPPORT



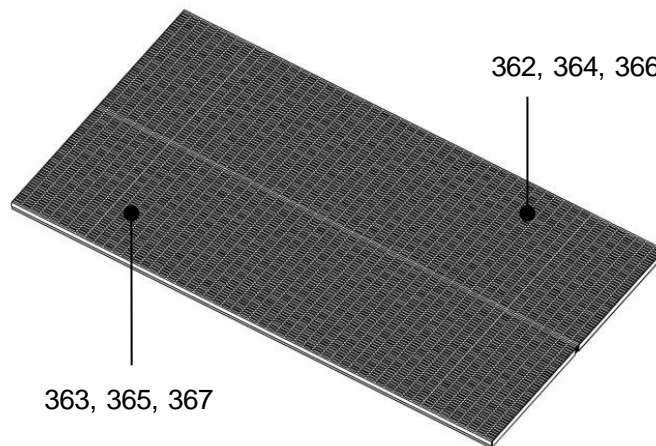
DBA26221E		LOWER LANDING = LL	
REF. No.	PART No.	DESCRIPTION	TYPE
356	DBA457ED113	Floor plate, ST. ST. w/ coating, LL	600
357	DBA457ED1		
358	DBA457ED114	Floor plate, ST. ST. w/ coating, LL	800
359	DBA457ED2		
360	DBA457ED115	Floor plate, ST. ST. w/ coating, LL	1000
361	DBA457ED3		

**508NCE / 512NCE / 515NPE-S/
515NPE-L ESCALATOR
Comb & Floor Plate**

56-DBA26221E

Floor plate lower landing, for

- 512NCE-ANSI, NOT FOR SEISMIC SUPPORT, GLASS CENTER / OPAQUE, STANDARD



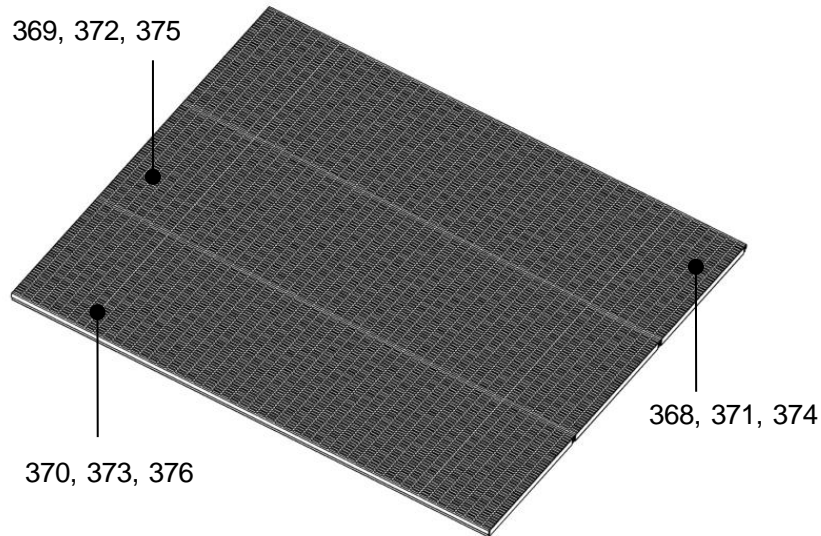
DBA26221E		LOWER LANDING = LL	
REF. No.	PART No.	DESCRIPTION	TYPE
362	DBA457ED107	Floor plate, ST. ST. w/ coating, LL	600
363	DBA457ED1		
364	DBA457ED108	Floor plate, ST. ST. w/ coating, LL	800
365	DBA457ED2		
366	DBA457ED109	Floor plate, ST. ST. w/ coating, LL	1000
367	DBA457ED3		

56-DBA26221E

**508NCE / 512NCE / 515NPE-S/
515NPE-L ESCALATOR
Comb & Floor Plate**

Floor plate lower landing, for

- 512NCE-ANSI, NOT FOR SEISMIC SUPPORT, GLASS CENTER / OPAQUE, NEWEL IN LINE



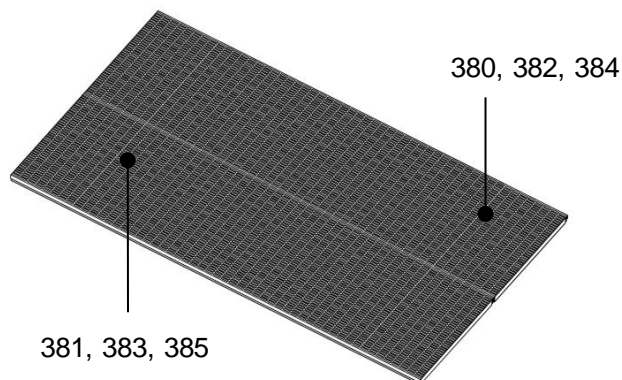
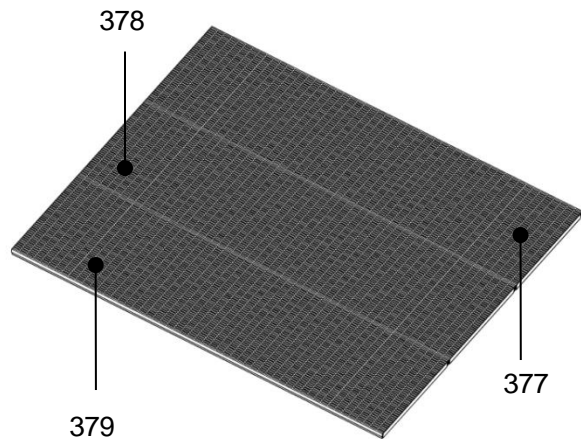
DBA26221E		LOWER LANDING = LL	
REF. No.	PART No.	DESCRIPTION	TYPE
368	DBA457ED110	Floor plate, ST. ST. w/ coating, LL	600
369	DBA457ED110		
370	DBA457ED4		
371	DBA457ED111	Floor plate, ST. ST. w/ coating, LL	800
372	DBA457ED111		
373	DBA457ED5		
374	DBA457ED112	Floor plate, ST. ST. w/ coating, LL	1000
375	DBA457ED112		
376	DBA457ED6		

**508NCE / 512NCE / 515NPE-S/
515NPE-L ESCALATOR
Comb & Floor Plate**

56-DBA26221E

Floor plate lower landing, for

- 508NCE (EN115-2008/GB16899-2011 & EN115:1995 W/O PIEZO/GB16899-1997 W/O PIEZO)



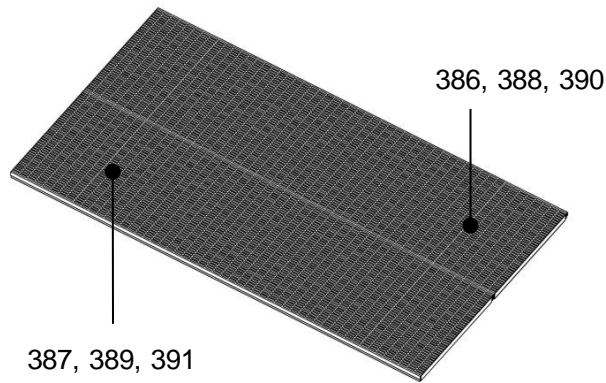
DBA26221E		LOWER LANDING = LL	
REF. No.	PART No.	DESCRIPTION	TYPE
377	DBA457ED101	Floor plate, ST. ST. w/ coating, LL For single or side by side arrangement	600
378	DBA457ED1		
379	DBA457ED101	Floor plate, ST. ST. w/ coating, LL For crisscross or scissors arrangement	600
380	DBA457ED116		
381	DBA457ED7		
382	DBA457ED102	Floor plate, ST. ST. w/ coating, LL	800
383	DBA457ED2		
384	DBA457ED103	Floor plate, ST. ST. w/ coating, LL	1000
385	DBA457ED3		

56-DBA26221E

**508NCE / 512NCE / 515NPE-S/
515NPE-L ESCALATOR
Comb & Floor Plate**

Floor plate lower landing, for

- 515NPE-S (EN115-2008/GB16899-2011 & EN115:1995 W/O PIEZO/GB16899-1997 W/O PIEZO), STANDARD



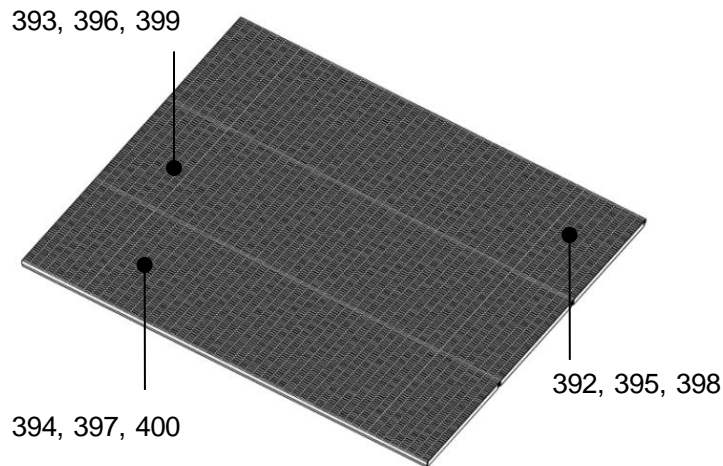
DBA26221E		LOWER LANDING = LL	
REF. No.	PART No.	DESCRIPTION	TYPE
386	DBA457ED107	Floor plate, ST. ST. w/ coating, LL	600
387	DBA457ED1		
388	DBA457ED108	Floor plate, ST. ST. w/ coating, LL	800
389	DBA457ED2		
390	DBA457ED109	Floor plate, ST. ST. w/ coating, LL	1000
391	DBA457ED3		

**508NCE / 512NCE / 515NPE-S/
515NPE-L ESCALATOR
Comb & Floor Plate**

56-DBA26221E

Floor plate lower landing, for

- 515NPE-S (EN115-2008/GB16899-2011 & EN115:1995 W/O PIEZO/GB16899-1997 W/O PIEZO), NEWEL IN LINE



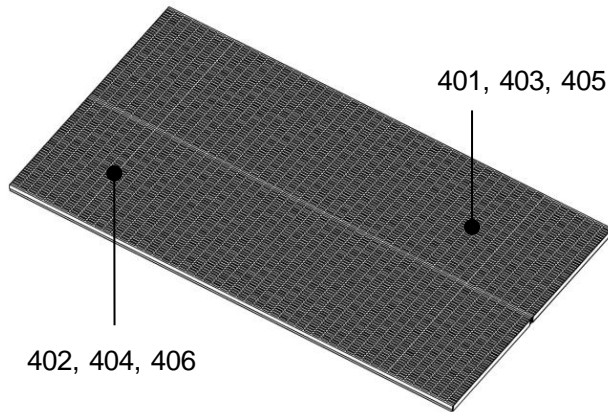
DBA26221E		LOWER LANDING = LL	
REF. No.	PART No.	DESCRIPTION	TYPE
392	DBA457ED125	Floor plate, ST. ST. w/ coating, LL	600
393	DBA457ED125		
394	DBA457ED7		
395	DBA457ED111	Floor plate, ST. ST. w/ coating, LL	800
396	DBA457ED111		
397	DBA457ED5		
398	DBA457ED112	Floor plate, ST. ST. w/ coating, LL	1000
399	DBA457ED112		
400	DBA457ED6		

56-DBA26221E

**508NCE / 512NCE / 515NPE-S/
515NPE-L ESCALATOR
Comb & Floor Plate**

Floor plate lower landing, for

- 515NPE-L (EN115-2008/GB16899-2011 & EN115:1995 W/O PIEZO/GB16899-1997 W/O PIEZO)



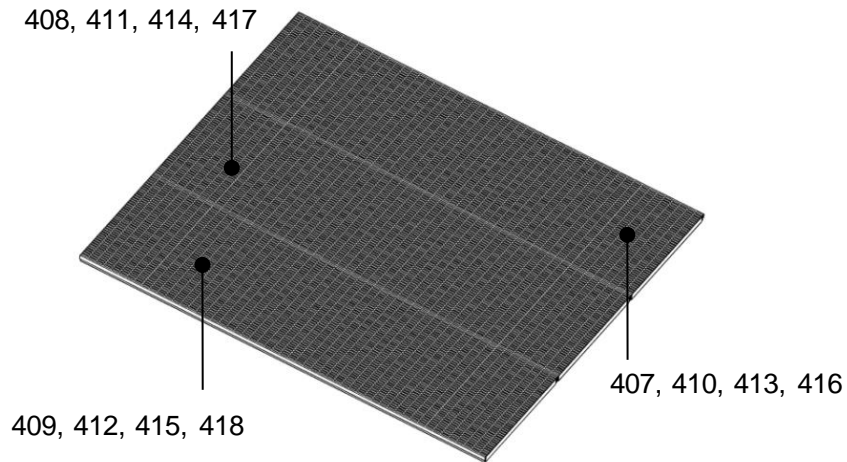
DBA26221E		LOWER LANDING = LL	
REF. No.	PART No.	DESCRIPTION	TYPE
401	DBA457ED107	Floor plate, ST. ST. w/ coating, LL	600
402	DBA457ED1		
403	DBA457ED108	Floor plate, ST. ST. w/ coating, LL	800
404	DBA457ED2		
405	DBA457ED109	Floor plate, ST. ST. w/ coating, LL	1000
406	DBA457ED3		

**508NCE / 512NCE / 515NPE-S/
515NPE-L ESCALATOR
Comb & Floor Plate**

56-DBA26221E

Floor plate lower landing, for

- 508NCE (EN115:1995 W/ PIEZO & GB16899-1997 W/ PIEZO)



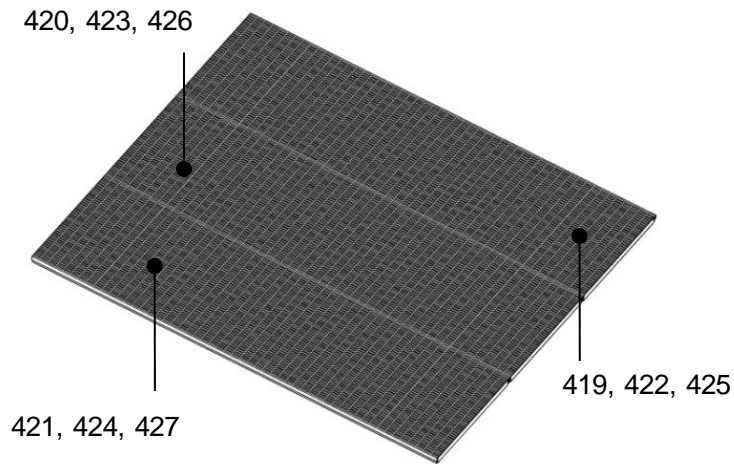
DBA26221E		LOWER LANDING = LL	
REF. No.	PART No.	DESCRIPTION	TYPE
407	DBA457ED119	Floor plate, ST. ST. w/ coating, LL For single or side by side arrangement	600
408	DBA457ED122		
409	DBA457ED1		
410	DBA457ED101	Floor plate, ST. ST. w/ coating, LL For crisscross or scissors arrangement	600
411	DBA457ED116		
412	DBA457ED7		
413	DBA457ED120	Floor plate, ST. ST. w/ coating, LL	800
414	DBA457ED123		
415	DBA457ED2		
416	DBA457ED121	Floor plate, ST. ST. w/ coating, LL	1000
417	DBA457ED124		
418	DBA457ED3		

56-DBA26221E

508NCE / 512NCE / 515NPE-S/ 515NPE-L ESCALATOR Comb & Floor Plate

Floor plate lower landing, for

- 515NPE-S (EN115:1995 W/ PIEZO & GB16899-1997 W/ PIEZO), STANDARD



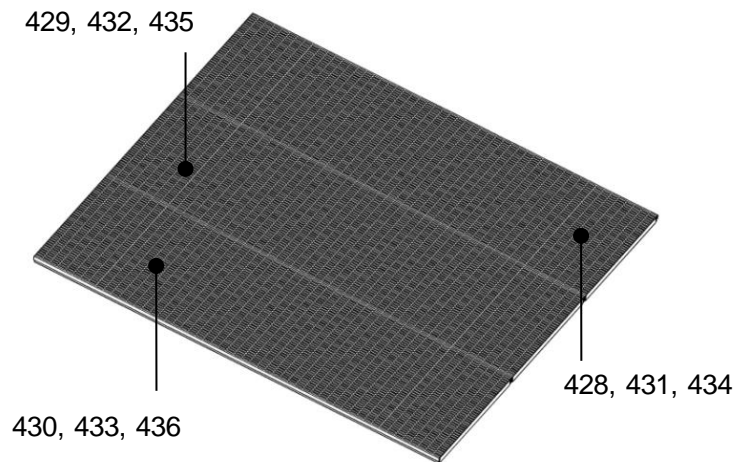
DBA26221E		LOWER LANDING = LL	
REF. No.	PART No.	DESCRIPTION	TYPE
419	DBA457ED110	Floor plate, ST. ST. w/ coating, LL	600
420	DBA457ED122		
421	DBA457ED4		
422	DBA457ED111	Floor plate, ST. ST. w/ coating, LL	800
423	DBA457ED123		
424	DBA457ED5		
425	DBA457ED112	Floor plate, ST. ST. w/ coating, LL	1000
426	DBA457ED124		
427	DBA457ED6		

**508NCE / 512NCE / 515NPE-S/
515NPE-L ESCALATOR
Comb & Floor Plate**

56-DBA26221E

Floor plate lower landing, for

- 515NPE-S (EN115:1995 W/ PIEZO & GB16899-1997 W/ PIEZO), NEWEL IN LINE



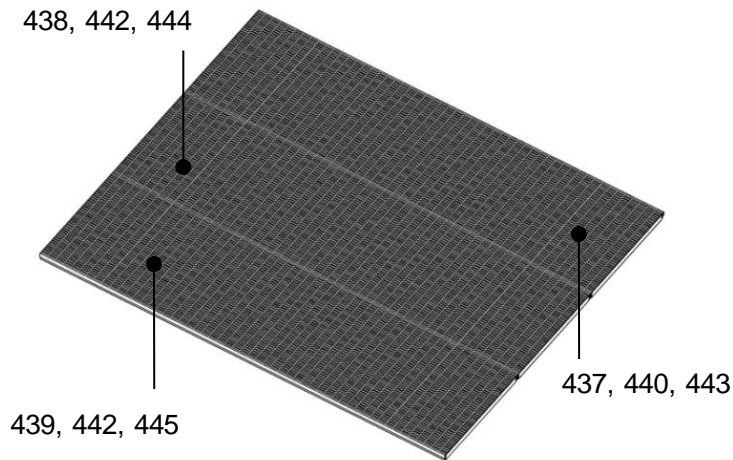
DBA26221E		LOWER LANDING = LL	
REF. No.	PART No.	DESCRIPTION	TYPE
428	DBA457ED125	Floor plate, ST. ST. w/ coating, LL	600
429	DBA457ED125		
430	DBA457ED7		
431	DBA457ED111	Floor plate, ST. ST. w/ coating, LL	800
432	DBA457ED111		
433	DBA457ED5		
434	DBA457ED112	Floor plate, ST. ST. w/ coating, LL	1000
435	DBA457ED112		
436	DBA457ED6		

56-DBA26221E

508NCE / 512NCE / 515NPE-S/ 515NPE-L ESCALATOR Comb & Floor Plate

Floor plate lower landing, for

- 515NPE-L (EN115:1995 W/ PIEZO & GB16899-1997 W/ PIEZO)

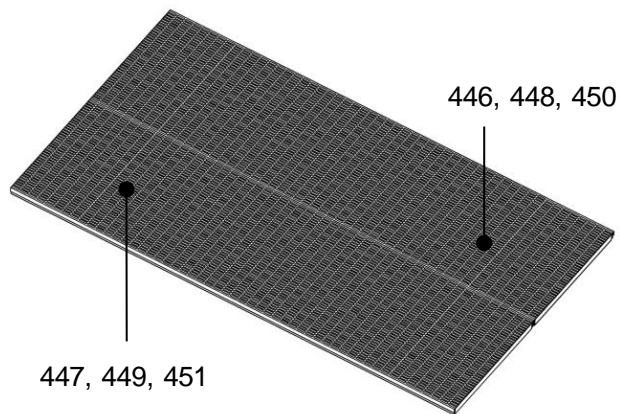


DBA26221E		LOWER LANDING = LL	
REF. No.	PART No.	DESCRIPTION	TYPE
437	DBA457ED110	Floor plate, ST. ST. w/ coating, LL	600
438	DBA457ED122		
439	DBA457ED4		
440	DBA457ED111	Floor plate, ST. ST. w/ coating, LL	800
441	DBA457ED123		
442	DBA457ED5		
443	DBA457ED112	Floor plate, ST. ST. w/ coating, LL	1000
444	DBA457ED124		
445	DBA457ED6		

**508NCE / 512NCE / 515NPE-S/
515NPE-L ESCALATOR
Comb & Floor Plate**

56-DBA26221E

Floor plate lower landing, for
- 508NCE-ANSI, NOT FOR SEISMIC SUPPORT



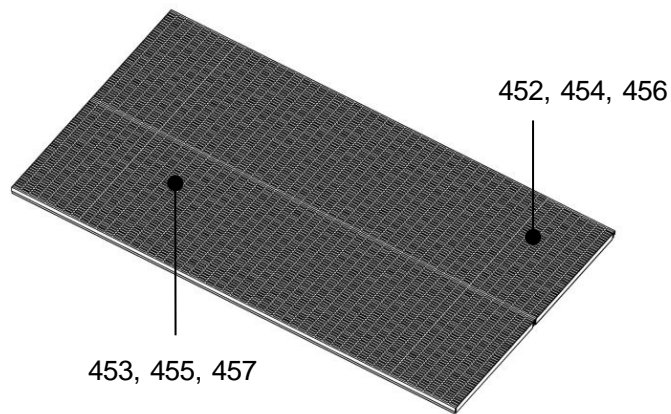
DBA26221E		LOWER LANDING = LL	
REF. No.	PART No.	DESCRIPTION	TYPE
446	DBA457ED613	Floor plate, ST. ST. w/o coating, LL	600
447	DBA457ED501		
448	DBA457ED614	Floor plate, ST. ST. w/o coating, LL	800
449	DBA457ED502		
450	DBA457ED615	Floor plate, ST. ST. w/o coating, LL	1000
451	DBA457ED503		

56-DBA26221E

**508NCE / 512NCE / 515NPE-S/
515NPE-L ESCALATOR
Comb & Floor Plate**

Floor plate lower landing, for

- 512NCE-ANSI, NOT FOR SEISMIC SUPPORT, STANDARD



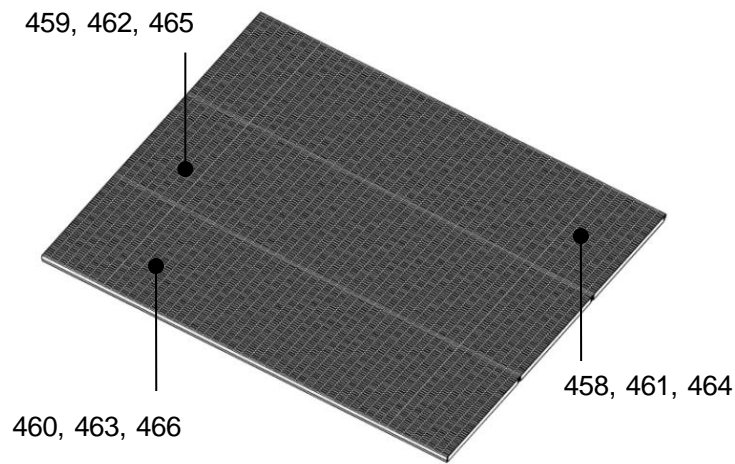
DBA26221E		LOWER LANDING = LL	
REF. No.	PART No.	DESCRIPTION	TYPE
452	DBA457ED607	Floor plate, ST. ST. w/o coating, LL	600
453	DBA457ED501		
454	DBA457ED608	Floor plate, ST. ST. w/o coating, LL	800
455	DBA457ED502		
456	DBA457ED609	Floor plate, ST. ST. w/o coating, LL	1000
457	DBA457ED503		

**508NCE / 512NCE / 515NPE-S/
515NPE-L ESCALATOR
Comb & Floor Plate**

56-DBA26221E

Floor plate lower landing, for

- 512NCE-ANSI, NOT FOR SEISMIC SUPPORT, NEWEL IN LINE



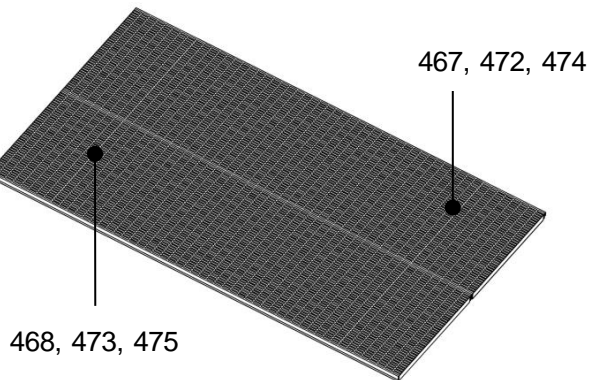
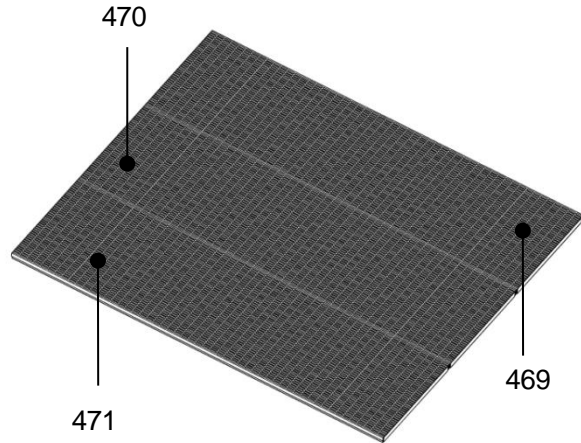
		DBA26221E	LOWER LANDING = LL	
REF. No.	PART No.		DESCRIPTION	TYPE
458	DBA457ED610	Floor plate, ST. ST. w/o coating, LL		600
459	DBA457ED610			
460	DBA457ED504			
461	DBA457ED611	Floor plate, ST. ST. w/o coating, LL		800
462	DBA457ED611			
463	DBA457ED505			
464	DBA457ED612	Floor plate, ST. ST. w/o coating, LL		1000
465	DBA457ED612			
466	DBA457ED506			

56-DBA26221E

**508NCE / 512NCE / 515NPE-S/
515NPE-L ESCALATOR
Comb & Floor Plate**

Floor plate lower landing, for

- 508NCE (EN115-2008/GB16899-2011 & EN115:1995 W/O PIEZO/GB16899-1997 W/O PIEZO)



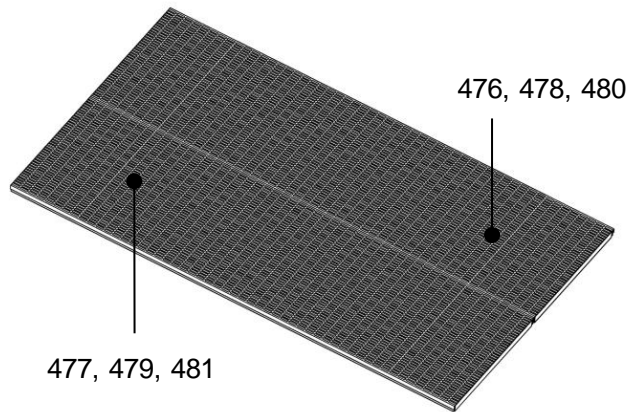
DBA26221E		LOWER LANDING = LL	
REF. No.	PART No.	DESCRIPTION	TYPE
467	DBA457ED601	Floor plate, ST. ST. w/o coating, LL	600
468	DBA457ED501	For single or side by side arrangement	
469	DBA457ED601	Floor plate, ST. ST. w/o coating, LL	600
470	DBA457ED616	For crisscross or scissors arrangement	
471	DBA457ED507		
472	DBA457ED602	Floor plate, ST. ST. w/o coating, LL	800
473	DBA457ED502		
474	DBA457ED603	Floor plate, ST. ST. w/o coating, LL	1000
475	DBA457ED503		

**508NCE / 512NCE / 515NPE-S/
515NPE-L ESCALATOR
Comb & Floor Plate**

56-DBA26221E

Floor plate lower landing, for

- 515NPE-S (EN115-2008/GB16899-2011 & EN115:1995 W/O PIEZO/GB16899-1997 W/O PIEZO), STANDARD



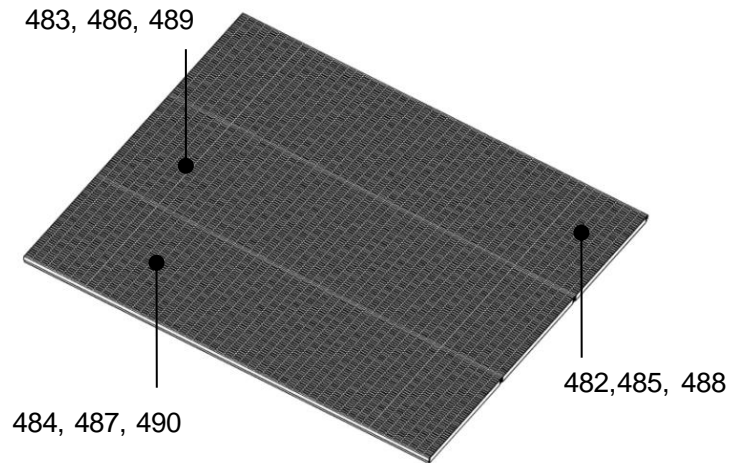
DBA26221E		LOWER LANDING = LL	
REF. No.	PART No.	DESCRIPTION	TYPE
476	DBA457ED607	Floor plate, ST. ST. w/o coating, LL	600
477	DBA457ED501		
478	DBA457ED608	Floor plate, ST. ST. w/o coating, LL	800
479	DBA457ED502		
480	DBA457ED609	Floor plate, ST. ST. w/o coating, LL	1000
481	DBA457ED503		

56-DBA26221E

**508NCE / 512NCE / 515NPE-S/
515NPE-L ESCALATOR
Comb & Floor Plate**

Floor plate lower landing, for

- 515NPE-S (EN115-2008/GB16899-2011 & EN115:1995 W/O PIEZO/GB16899-1997 W/O PIEZO), NEWEL IN LINE



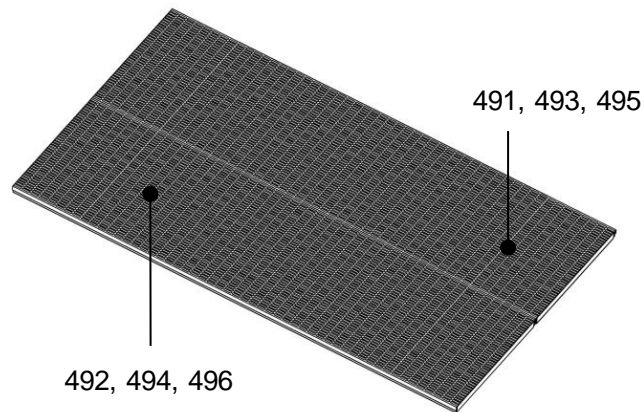
DBA26221E		LOWER LANDING = LL	
REF. No.	PART No.	DESCRIPTION	TYPE
482	DBA457ED625	Floor plate, ST. ST. w/o coating, LL	600
483	DBA457ED625		
484	DBA457ED507		
485	DBA457ED611	Floor plate, ST. ST. w/o coating, LL	800
486	DBA457ED611		
487	DBA457ED505		
488	DBA457ED612	Floor plate, ST. ST. w/o coating, LL	1000
489	DBA457ED612		
490	DBA457ED506		

**508NCE / 512NCE / 515NPE-S/
515NPE-L ESCALATOR
Comb & Floor Plate**

56-DBA26221E

Floor plate lower landing, for

- 515NPE-L (EN115-2008/GB16899-2011 & EN115:1995 W/O PIEZO/GB16899-1997 W/O PIEZO)



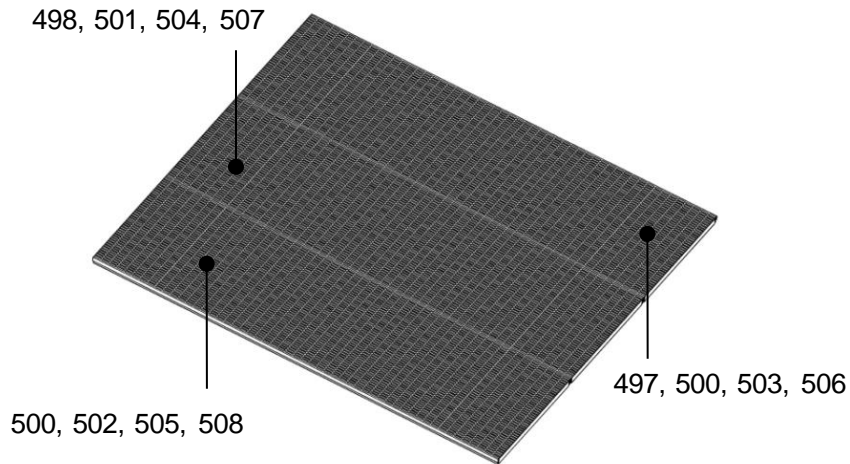
		DBA26221E	LOWER LANDING = LL	
REF. No.	PART No.		DESCRIPTION	TYPE
491	DBA457ED607		Floor plate, ST. ST. w/o coating, LL	600
492	DBA457ED501			
493	DBA457ED608		Floor plate, ST. ST. w/o coating, LL	800
494	DBA457ED502			
495	DBA457ED609		Floor plate, ST. ST. w/o coating, LL	1000
496	DBA457ED503			

56-DBA26221E

**508NCE / 512NCE / 515NPE-S/
515NPE-L ESCALATOR
Comb & Floor Plate**

Floor plate lower landing, for

- 508NCE (EN115:1995 W/ PIEZO & GB16899-1997 W/ PIEZO)



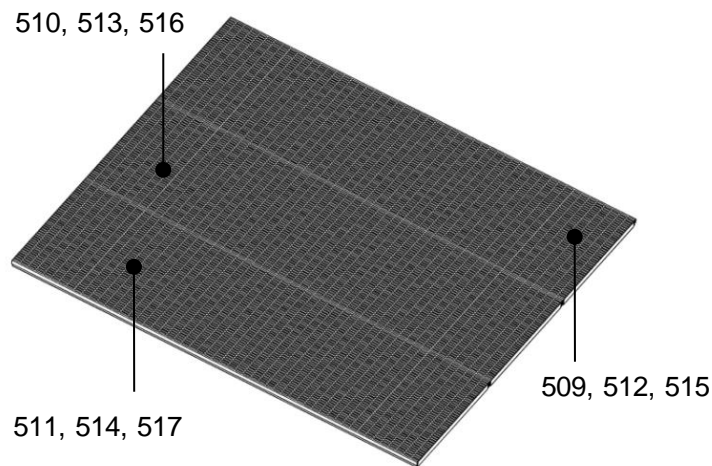
DBA26221E		LOWER LANDING = LL	
REF. No.	PART No.	DESCRIPTION	TYPE
497	DBA457ED619	Floor plate, ST. ST. w/o coating, LL For single or side by side arrangement	600
498	DBA457ED622		
499	DBA457ED501		
500	DBA457ED601	Floor plate, ST. ST. w/o coating, LL For crisscross or scissors arrangement	600
501	DBA457ED616		
502	DBA457ED507		
503	DBA457ED620	Floor plate, ST. ST. w/o coating, LL	800
504	DBA457ED623		
505	DBA457ED502		
506	DBA457ED621	Floor plate, ST. ST. w/o coating, LL	1000
507	DBA457ED624		
508	DBA457ED503		

**508NCE / 512NCE / 515NPE-S/
515NPE-L ESCALATOR
Comb & Floor Plate**

56-DBA26221E

Floor plate lower landing, for

- 515NPE-S (EN115:1995 W/ PIEZO & GB16899-1997 W/ PIEZO), STANDARD



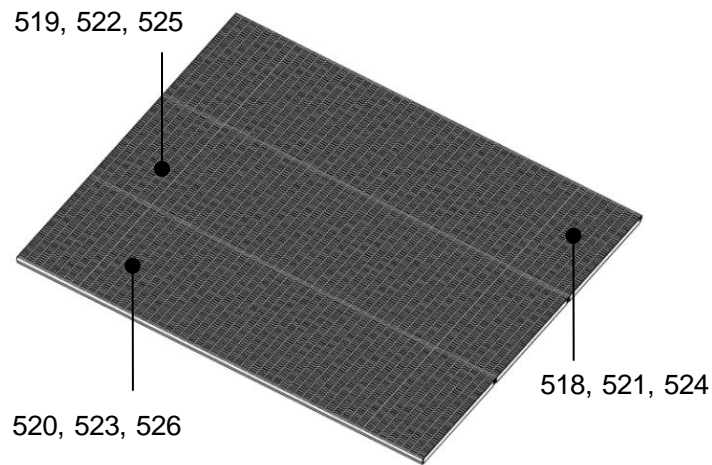
DBA26221E		LOWER LANDING = LL	
REF. No.	PART No.	DESCRIPTION	TYPE
509	DBA457ED610	Floor plate, ST. ST. w/o coating, LL	600
510	DBA457ED622		
511	DBA457ED504		
512	DBA457ED611	Floor plate, ST. ST. w/o coating, LL	800
513	DBA457ED623		
514	DBA457ED505		
515	DBA457ED612	Floor plate, ST. ST. w/o coating, LL	1000
516	DBA457ED624		
517	DBA457ED506		

56-DBA26221E

508NCE / 512NCE / 515NPE-S/ 515NPE-L ESCALATOR Comb & Floor Plate

Floor plate lower landing, for

- 515NPE-S (EN115:1995 W/ PIEZO & GB16899-1997 W/ PIEZO), NEWEL IN LINE



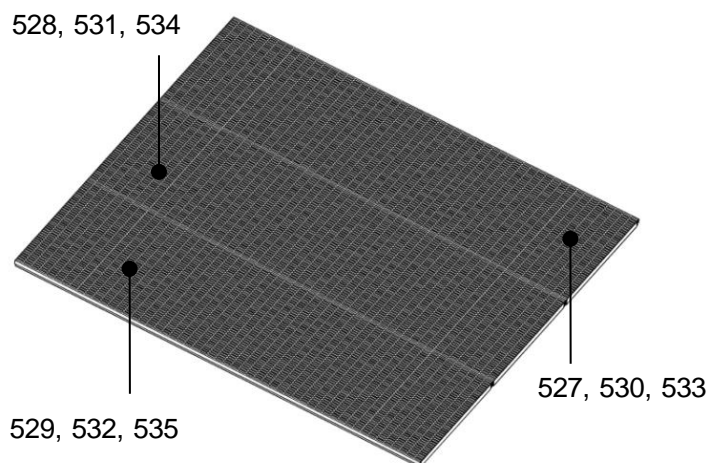
DBA26221E		LOWER LANDING = LL	
REF. No.	PART No.	DESCRIPTION	TYPE
518	DBA457ED625	Floor plate, ST. ST. w/o coating, LL	600
519	DBA457ED625		
520	DBA457ED507		
521	DBA457ED611	Floor plate, ST. ST. w/o coating, LL	800
522	DBA457ED611		
523	DBA457ED505		
524	DBA457ED612	Floor plate, ST. ST. w/o coating, LL	1000
525	DBA457ED612		
526	DBA457ED506		

**508NCE / 512NCE / 515NPE-S/
515NPE-L ESCALATOR
Comb & Floor Plate**

56-DBA26221E

Floor plate lower landing, for

- 515NPE-L (EN115:1995 W/ PIEZO & GB16899-1997 W/ PIEZO)



		DBA26221E	LOWER LANDING = LL	
REF. No.	PART No.		DESCRIPTION	TYPE
527	DBA457ED610	Floor plate, ST. ST. w/o coating, LL		600
528	DBA457ED622			
529	DBA457ED504			
530	DBA457ED611	Floor plate, ST. ST. w/o coating, LL		800
531	DBA457ED623			
532	DBA457ED505			
533	DBA457ED612	Floor plate, ST. ST. w/o coating, LL		1000
534	DBA457ED624			
535	DBA457ED506			


56-DBA26221E

**508NCE / 512NCE / 515NPE-S/
515NPE-L ESCALATOR
Comb & Floor Plate**

Middle plate, for

- 508NCE-ANSI
- 512NCE-ANSI

Only for without two stage newel drive



DBA26221E		UPPER LANDING = UL; LOWER LANDING = LL	
REF. No.	PART No.	DESCRIPTION	TYPE
536	DAA457DZ1	Middle plate, grooved alu. w/ coating, w/o BEX, UL&LL	600
537	DAA457DZ2		800
538	DAA457DZ3		1000
539	DAA457DZ4	Middle plate, grooved alu. w/o coating, w/o BEX, UL&LL	600
540	DAA457DZ5		800
541	DAA457DZ6		1000
542	DAA457DZ1	Middle plate, grooved alu. w/ coating, w/ BEX,UL	600
543	DAA457DZ2		800
544	DAA457DZ3		1000
545	DAA457DZ4	Middle plate, grooved alu. w/o coating, w/ BEX,UL	600
546	DAA457DZ5		800
547	DAA457DZ6		1000

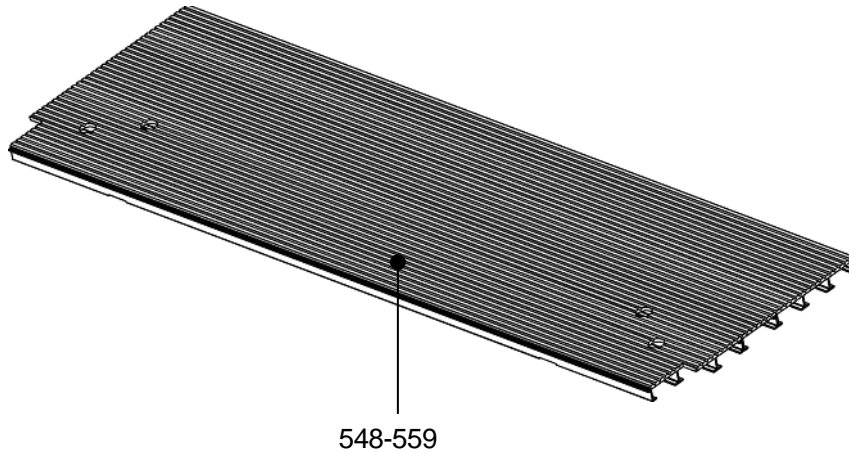
**508NCE / 512NCE / 515NPE-S/
515NPE-L ESCALATOR
Comb & Floor Plate**

56-DBA26221E

Middle plate, for

- 508NCE-ANSI
- 512NCE-ANSI

Only for without two stage newel drive, w/ BEX



548-559

DBA26221E		LOWER LANDING = LL		
REF. No.	PART No.	DESCRIPTION		TYPE
548	DAA457GK1+51	Middle plate, grooved alu. w/ coating, w/ BEX	508NCE-ANSI	600
549	DAA457GK2+52			800
550	DAA457GK3+53			1000
551	DAA457GK4+54	Middle plate, grooved alu. w/o coating , w/ BEX	508NCE-ANSI	600
552	DAA457GK5+55			800
553	DAA457GK6+56			1000
554	DAA457GK7+57	Middle plate, grooved alu. w/ coating, w/ BEX	512NCE-ANSI	600
555	DAA457GK8+58			800
556	DAA457GK9+59			1000
557	DAA457GK10+60	Middle plate, grooved alu. w/o coating , w/ BEX	512NCE-ANSI	600
558	DAA457GK11+61			800
559	DAA457GK12+62			1000


56-DBA26221E

508NCE / 512NCE / 515NPE-S/ 515NPE-L ESCALATOR Comb & Floor Plate

Middle plate, for

- 508NCE (EN/GB)
- 515NPE-S (EN/GB)
- 515NPE-L (EN/GB)

Only for without two stage newel drive



DBA26221E				
REF. No.	PART No.	DESCRIPTION		TYPE
560	DAA457HS1	Middle plate, grooved alu. w/ coating	515NPE-S 515NPE-L	600
561	DAA457HS2			800
562	DAA457HS3			1000
563	DAA457HS4	Middle plate, grooved alu. w/o coating	508NCE	600
564	DAA457HS5			800
565	DAA457HS6			1000
566	DAA457HS7	Middle plate, grooved alu. w/ coating	508NCE	600
567	DAA457HS8			800
568	DAA457HS9			1000
569	DAA457HS10	Middle plate, grooved alu. w/o coating	508NCE	600
570	DAA457HS11			800
571	DAA457HS12			1000

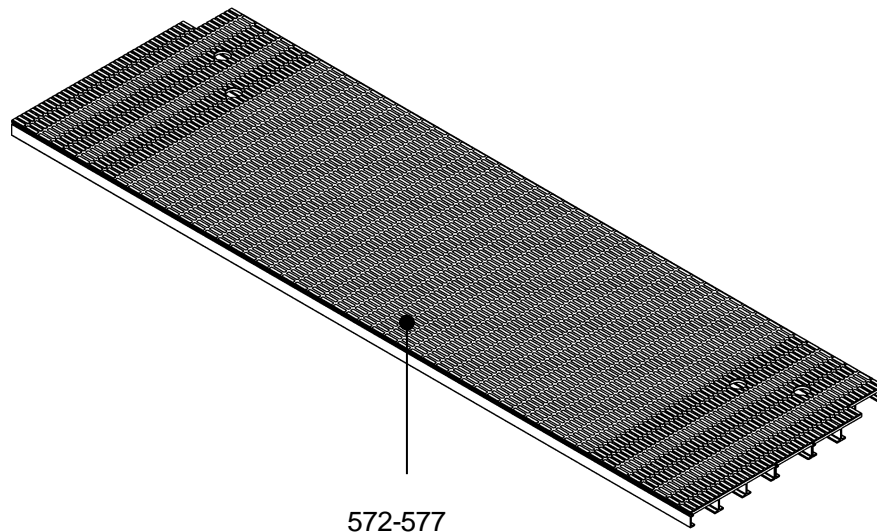
**508NCE / 512NCE / 515NPE-S/
515NPE-L ESCALATOR
Comb & Floor Plate**

56-DBA26221E

Middle plate, for

- 508NCE-ANSI
- 512NCE-ANSI
- 508NCE (EN/GB)
- 515NPE-S (EN/GB)
- 515NPE-L (EN/GB)

Only for without two stage newel drive



572-577

DBA26221E				
REF. No.	PART No.	DESCRIPTION	TYPE	
572	DAA457CP1	Middle plate, St. St. pattern	508NCE-ANSI 600	
573	DAA457CP2		512NCE-ANSI 800	
574	DAA457CP3		515NPE-S 1000	
575	DAA457CP4		508NCE	600
576	DAA457CP5			800
577	DAA457CP6			1000

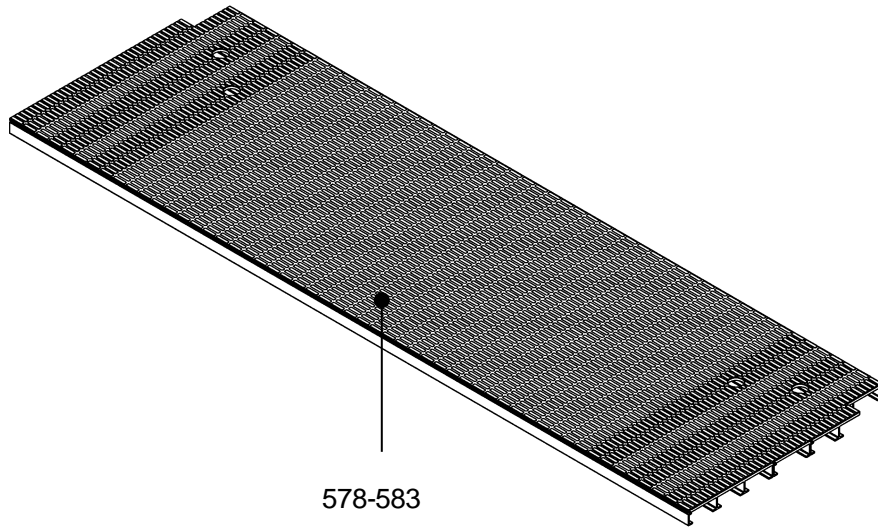
56-DBA26221E

508NCE / 512NCE / 515NPE-S/ 515NPE-L ESCALATOR Comb & Floor Plate

Middle plate, for

- 508NCE-ANSI
- 512NCE-ANSI
- 508NCE (EN/GB)
- 515NPE-S (EN/GB)
- 515NPE-L (EN/GB)

Only for without two stage newel drive



REF. No.	PART No.	DESCRIPTION	TYPE
	DBA26221E		
578	DBA457EE4	Middle plate, St. St. w/ coating	600
579	DBA457EE5		800
580	DBA457EE6		1000
581	DBA457EE1		600
582	DBA457EE2		800
583	DBA457EE3		1000
			508NCE-ANSI
		512NCE-ANSI	
		515NPE-S	
		515NPE-L	
		508NCE	

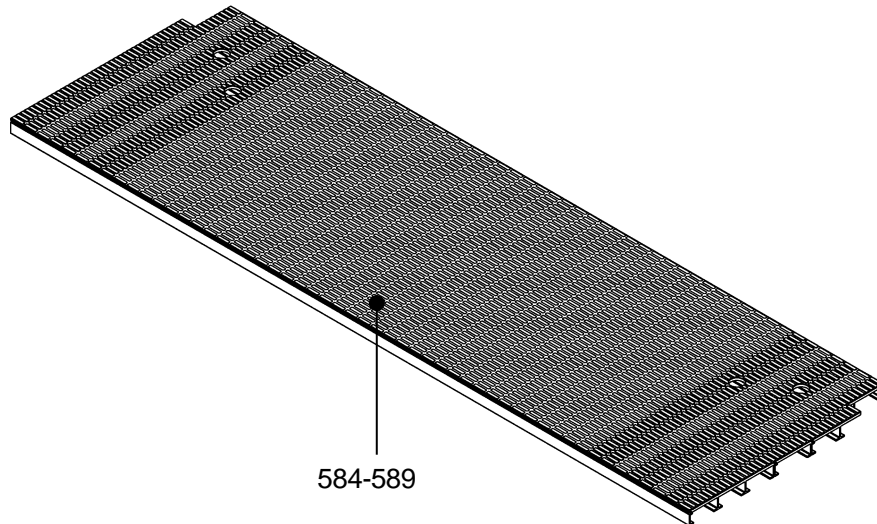
**508NCE / 512NCE / 515NPE-S/
515NPE-L ESCALATOR
Comb & Floor Plate**

56-DBA26221E

Middle plate, for

- 508NCE-ANSI
- 512NCE-ANSI
- 508NCE (EN/GB)
- 515NPE-S (EN/GB)
- 515NPE-L (EN/GB)

Only for without two stage newel drive



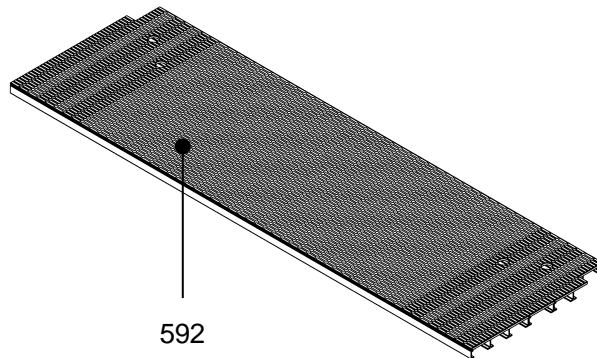
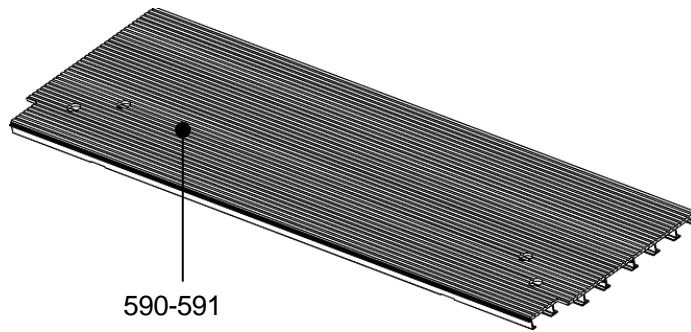
584-589

DBA26221E				
REF. No.	PART No.	DESCRIPTION		TYPE
584	DBA457EE54	Middle plate, St. St. w/o coating	508NCE-ANSI	600
585	DBA457EE55		512NCE-ANSI	800
586	DBA457EE56		515NPE-S	1000
587	DBA457EE51		515NPE-L	600
588	DBA457EE52		508NCE	800
589	DBA457EE53			1000

56-DBA26221E

**508NCE / 512NCE / 515NPE-S/
515NPE-L ESCALATOR
Comb & Floor Plate**

Middle plate, only for 515NPE-L TYPE 1000 with two stage newel drive



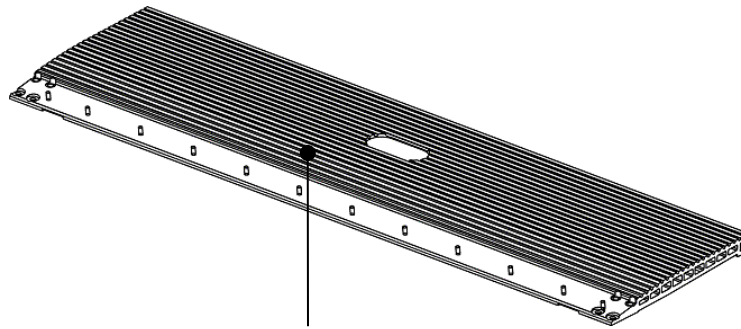
DBA26221E			
REF. No.	PART No.	DESCRIPTION	TYPE
590	DAA457DZ23	Mid plate, grooved alu. w/ coating	515NPE-L 1000
591	DAA457DZ26	Mid plate, grooved alu. w/o coating	
592	DAA457CP7	Mid plate, St. St. pattern	

**508NCE / 512NCE / 515NPE-S/
515NPE-L ESCALATOR
Comb & Floor Plate**

56-DBA26221E

Comb plate, for

- 508NCE (EN/GB)
- 515NPE-S (EN/GB)
- 515NPE-L (EN/GB)



593-604

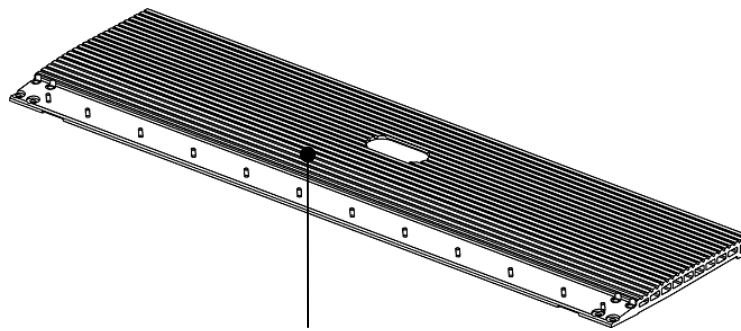
DBA26221E			
REF. No.	PART No.	DESCRIPTION	TYPE
593	DAA453AB1	Comb plate w/ LOGO, Grooved Alu. w/ coating	600
594	DAA453AB2		800
595	DAA453AB3		1000
596	DAA453AB4	Comb plate w/o LOGO, Grooved Alu. w/ coating	600
507	DAA453AB5		800
598	DAA453AB6		1000
599	DAA453AB7	Comb plate w/ LOGO, Grooved Alu. w/o coating	600
600	DAA453AB8		800
601	DAA453AB9		1000
602	DAA453AB10	Comb plate w/o LOGO, Grooved Alu. w/o coating	600
603	DAA453AB11		800
604	DAA453AB12		1000

56-DBA26221E

**508NCE / 512NCE / 515NPE-S/
515NPE-L ESCALATOR
Comb & Floor Plate**

Comb plate, for

- 508NCE-ANSI
- 512NCE-ANSI



605-616

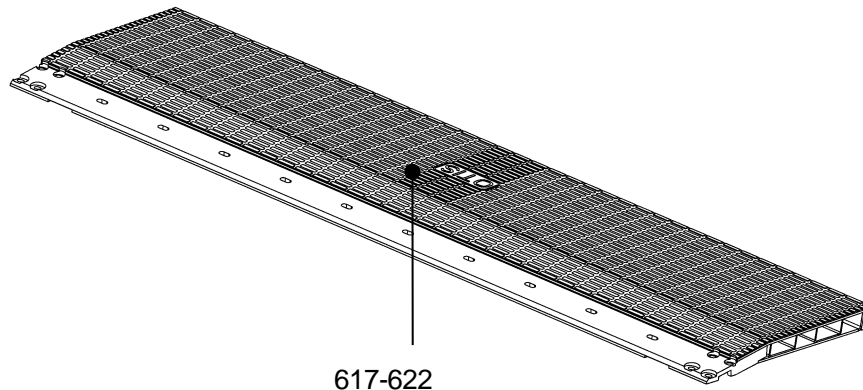
DBA26221E			
REF. No.	PART No.	DESCRIPTION	TYPE
605	DAA453AB71	Comb plate w/ LOGO, Grooved Alu. w/ coating	600
606	DAA453AB72		800
607	DAA453AB73		1000
608	DAA453AB74	Comb plate w/o LOGO, Grooved Alu. w/ coating	600
609	DAA453AB75		800
610	DAA453AB76		1000
611	DAA453AB77	Comb plate w/ LOGO, Grooved Alu. w/o coating	600
612	DAA453AB78		800
613	DAA453AB79		1000
614	DAA453AB80	Comb plate w/o LOGO, Grooved Alu. w/o coating	600
615	DAA453AB81		800
616	DAA453AB82		1000

**508NCE / 512NCE / 515NPE-S/
515NPE-L ESCALATOR
Comb & Floor Plate**

56-DBA26221E

Comb plate, for

- 508NCE (EN/GB)
- 515NPE-S (EN/GB)
- 515NPE-L (EN/GB)



617-622

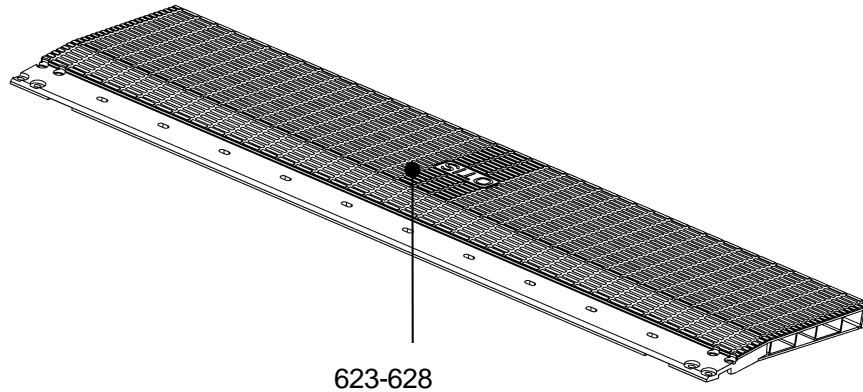
DBA26221E			
REF. No.	PART No.	DESCRIPTION	TYPE
617	DBA453Q1	Comb plate w/ LOGO, St. St. pattern	600
618	DBA453Q2		800
619	DBA453Q3		1000
620	DBA453Q4	Comb plate w/o LOGO, St. St. pattern	600
621	DBA453Q5		800
622	DBA453Q6		1000

56-DBA26221E

508NCE / 512NCE / 515NPE-S/ 515NPE-L ESCALATOR Comb & Floor Plate

Comb plate, for

- 508NCE-ANSI
- 512NCE-ANSI



623-628

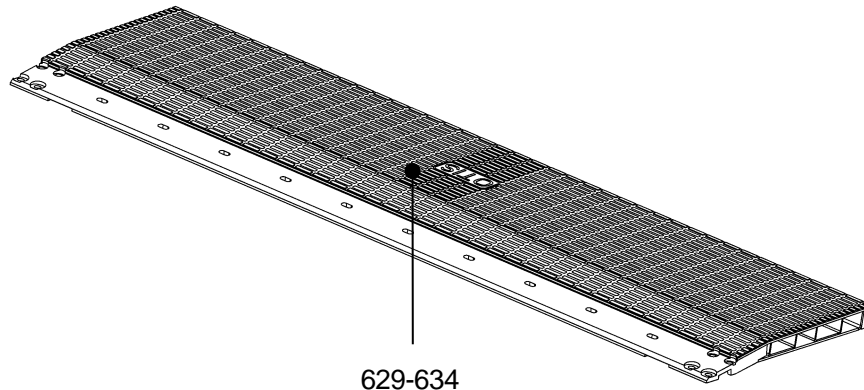
DBA26221E			
REF. No.	PART No.	DESCRIPTION	TYPE
623	DBA453Q11	Comb plate w/ LOGO, St. St. pattern	600
624	DBA453Q12		800
625	DBA453Q13		1000
626	DBA453Q14	Comb plate w/o LOGO, St. St. pattern	600
627	DBA453Q15		800
628	DBA453Q16		1000

**508NCE / 512NCE / 515NPE-S/
515NPE-L ESCALATOR
Comb & Floor Plate**

56-DBA26221E

Comb plate, for

- 508NCE (EN/GB)
- 515NPE-S (EN/GB)
- 515NPE-L (EN/GB)



629-634

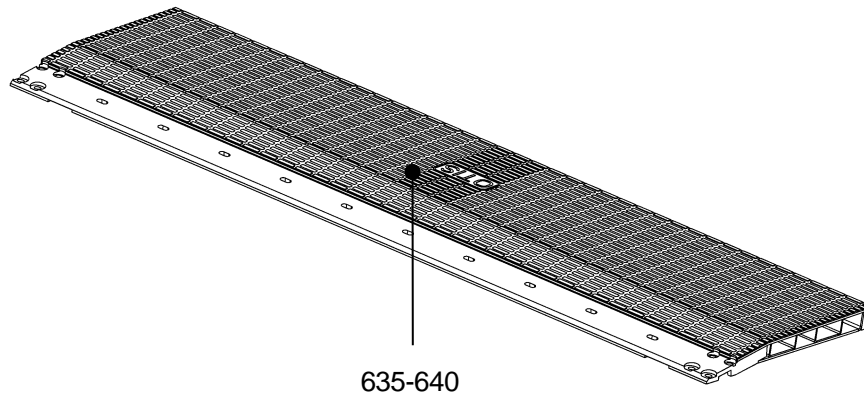
DBA26221E			
REF. No.	PART No.	DESCRIPTION	TYPE
629	DBA453AD1	Comb plate w/ LOGO, St. St. w/ coating	600
630	DBA453AD2		800
631	DBA453AD3		1000
632	DBA453AD4	Comb plate w/o LOGO, St. St. w/ coating	600
633	DBA453AD5		800
634	DBA453AD6		1000

56-DBA26221E

**508NCE / 512NCE / 515NPE-S/
515NPE-L ESCALATOR
Comb & Floor Plate**

Comb plate, for

- 508NCE-ANSI
- 512NCE-ANSI



635-640

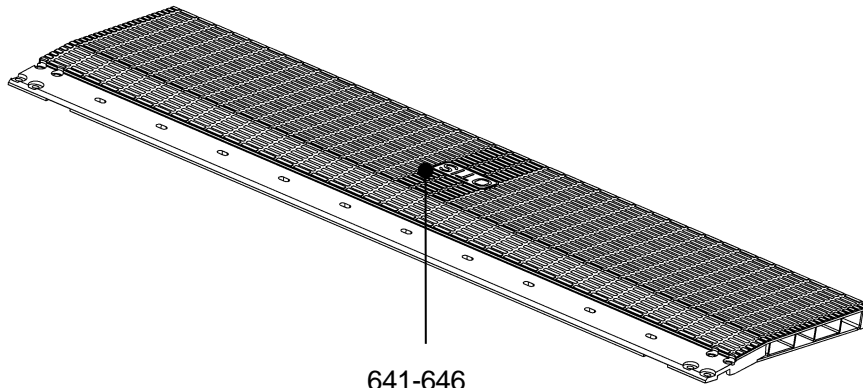
DBA26221E			
REF. No.	PART No.	DESCRIPTION	TYPE
635	DBA453AD71	Comb plate w/ LOGO, St. St. w/ coating	600
636	DBA453AD72		800
637	DBA453AD73		1000
638	DBA453AD74	Comb plate w/o LOGO, St. St. w/ coating	600
639	DBA453AD75		800
640	DBA453AD76		1000

**508NCE / 512NCE / 515NPE-S/
515NPE-L ESCALATOR
Comb & Floor Plate**

56-DBA26221E

Comb plate, for

- 508NCE (EN/GB)
- 515NPE-S (EN/GB)
- 515NPE-L (EN/GB)



641-646

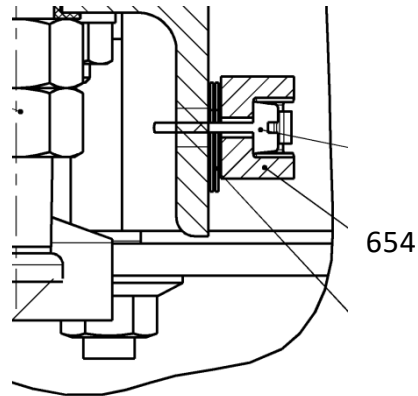
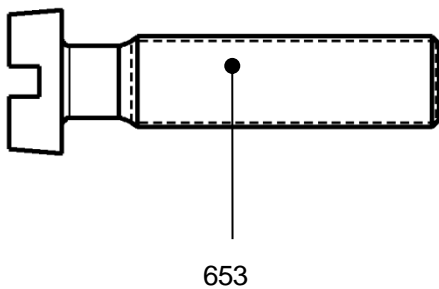
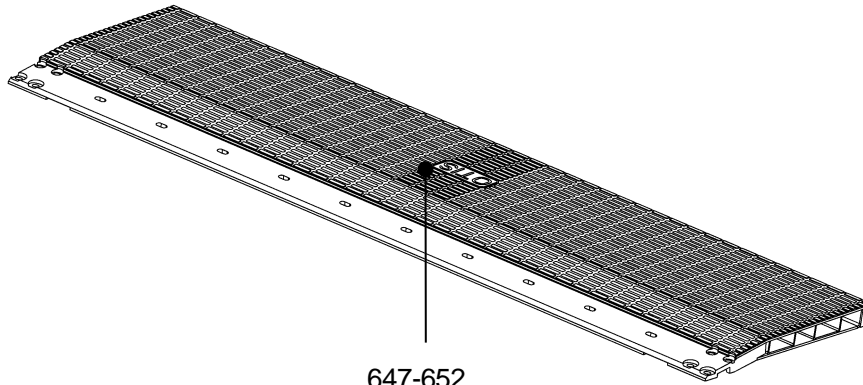
DBA26221E			
REF. No.	PART No.	DESCRIPTION	TYPE
641	DBA453AD7	Comb plate w/ LOGO, St. St. w/o coating	600
642	DBA453AD8		800
643	DBA453AD9		1000
644	DBA453AD10	Comb plate w/o LOGO, St. St. w/o coating	600
645	DBA453AD11		800
646	DBA453AD12		1000

56-DBA26221E

508NCE / 512NCE / 515NPE-S/ 515NPE-L ESCALATOR Comb & Floor Plate

Comb plate, for

- 508NCE-ANSI
- 512NCE-ANSI
- 508NCE (EN/GB)
- 515NPE-S (EN/GB)
- 515NPE-L (EN/GB)



REF. No.	PART No.	DESCRIPTION	TYPE
	DBA26221E		
647	DBA453AD77	Comb plate w/ LOGO, St. St. w/o coating	600
648	DBA453AD78		800
649	DBA453AD79		1000
650	DBA453AD80	Comb plate w/o LOGO, St. St. w/o coating	600
651	DBA453AD81		800
652	DBA453AD82		1000
653	GOA112C1	Bolt for fastening floor plate	
654	GAA385GF1	Guide	